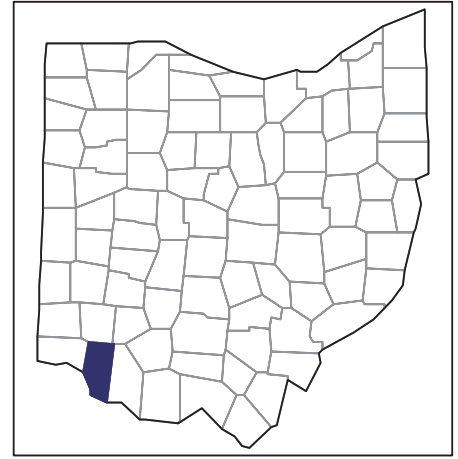


2007 CENSUS OF AGRICULTURE



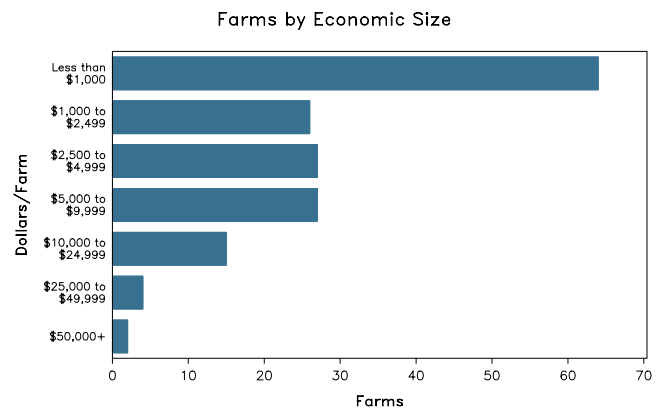
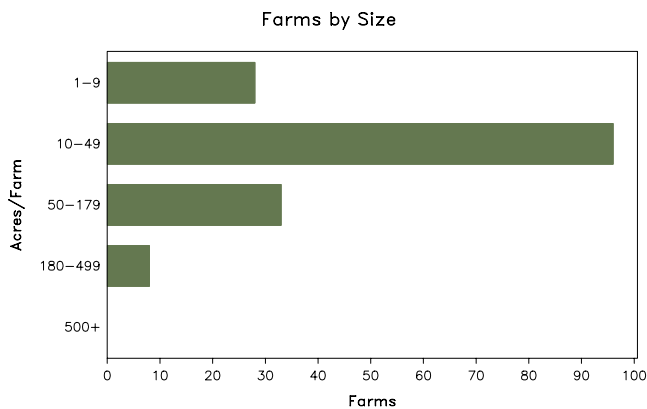
Clermont County – Ohio

Farms with Women Principal Operators Compared with All Farms

	Women Principal Operators	All Farms
Number of Farms	165	898
Land in Farms	7,471 acres	104,691 acres
Average Size of Farm	45 acres	117 acres
Market Value of Products Sold	\$1,149,000	\$24,876,000
Crop Sales	\$388,000	\$21,622,000
Livestock Sales	\$761,000	\$3,254,000
Average Per Farm	\$6,965	\$27,702
Government Payments	\$45,000	\$1,101,000
Average Per Farm Receiving Payments	\$1,193	\$4,303

See footnotes on reverse page.

Farms with Women Principal Operators



2007 CENSUS OF AGRICULTURE

Clermont County – Ohio Farms with Women Principal Operators

Selected Highlights

Item	Farms	Quantity
MARKET VALUE OF AGRICULTURAL PRODUCTS SOLD (\$1,000)		
Total value of agricultural products sold	165	1,149
Value of crops including nursery and greenhouse	74	388
Value of livestock, poultry, and their products	68	761
VALUE OF SALES BY COMMODITY GROUP (\$1,000)		
Grains, oilseeds, dry beans, and dry peas	17	157
Tobacco	2	(D)
Cotton and cottonseed	-	-
Vegetables, melons, potatoes and sweet potatoes	9	41
Fruits, tree nuts, and berries	7	48
Nursery, greenhouse, floriculture, and sod	8	46
Cut Christmas trees and short rotation woody crops	1	(D)
Other crops and hay	42	59
Poultry and eggs	14	(D)
Cattle and calves	16	(D)
Milk and other dairy products from cows	-	-
Hogs and pigs	1	(D)
Sheep, goats, and their products	14	13
Horses, ponies, mules, burros, and donkeys	27	117
Aquaculture	2	(D)
Other animals and other animal products	7	109
TOP CROP ITEMS (acres)		
Forage - land used for all hay and haylage, grass silage, and greenchop	69	1,284
Soybeans for beans	10	363
Corn for grain	6	78
Vegetables harvested for sale	9	19
Tobacco	2	(D)
TOP LIVESTOCK INVENTORY ITEMS (number)		
Horses and ponies	87	605
Quail	2	(D)
Cattle and calves	22	244
Layers	16	234
Goats, all	27	187

Operator Characteristics

Item	Quantity
Primary occupation:	
Farming	68
Other	97
Days worked off farm:	
None	58
Any	107
Years on present farm:	
2 years or less	9
3 to 4 years	16
5 to 9 years	34
10 years or more	106
Age group:	
Under 45 years	25
45 to 64 years	90
65 years and over	50
Average age of principal operator (years)	58.5

Economic Characteristics

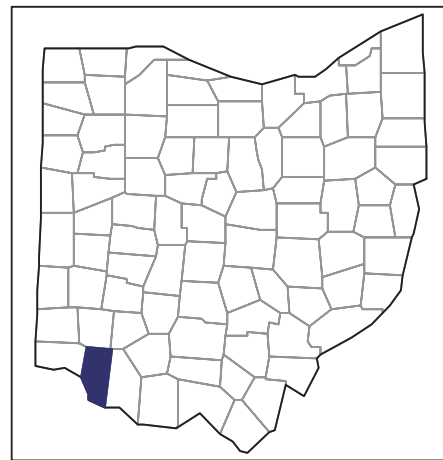
Item	Quantity
Farms by value of sales:	
Less than \$1,000	71
\$1,000 to \$2,499	23
\$2,500 to \$4,999	27
\$5,000 to \$9,999	25
\$10,000 to \$49,999	17
\$50,000 to \$99,999	1
\$100,000 to \$249,999	-
\$250,000 to \$499,999	1
\$500,000 or more	-
Total farm production expenses (\$1,000)	2,937
Average per farm (\$)	17,803
Net cash farm income of operation (\$1,000)	-1,032
Average per farm (\$)	-6,254
Value of agricultural products sold directly to individuals for human consumption (\$1,000)	47
Total organic product sales (\$1,000)	(D)
Total income from farm-related sources, gross before taxes and expenses (\$1,000)	711

See "Census of Agriculture, Volume 1, Geographic Area Series" for complete footnotes, explanations, definitions, and methodology.
(D) Cannot be disclosed. (Z) Less than half of the unit shown.

2007 CENSUS *OF* AGRICULTURE

Clermont County – Ohio

**Farms with Spanish, Hispanic, or
Latino Operators Compared with
All Farms**



Data are not available at this geographic level for farms with Spanish, Hispanic, or Latino operators.



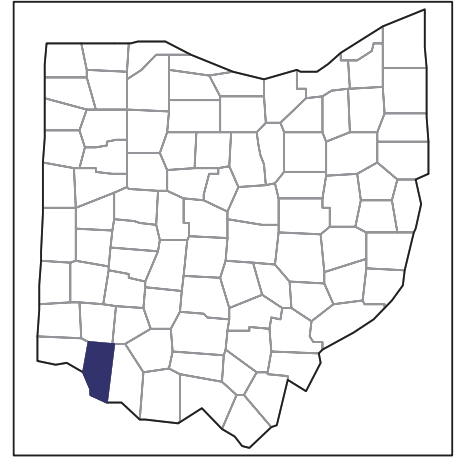
United States Department of Agriculture
National Agricultural Statistics Service

www.agcensus.usda.gov

2007 CENSUS *OF* AGRICULTURE

Clermont County – Ohio

Farms with American Indian or Alaska
Native Operators Compared with All
Farms



Data are not available at this geographic level for farms with American Indian or Alaska Native operators.



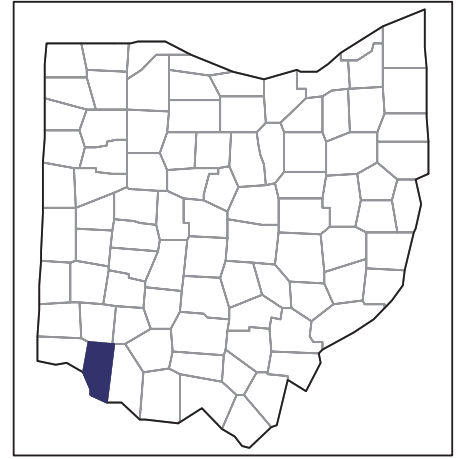
United States Department of Agriculture
National Agricultural Statistics Service

www.agcensus.usda.gov

2007 CENSUS OF AGRICULTURE

Clermont County – Ohio

Farms with Asian Operators
Compared with All Farms



Data are not available at this geographic level for farms with Asian operators.



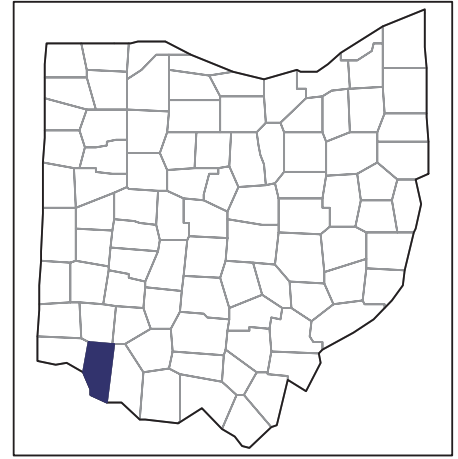
United States Department of Agriculture
National Agricultural Statistics Service

www.agcensus.usda.gov

2007 CENSUS *OF* **AGRICULTURE**

Clermont County – Ohio

**Farms with Black or African American
Operators Compared with All Farms**



Data are not available at this geographic level for farms with Black or African American operators.



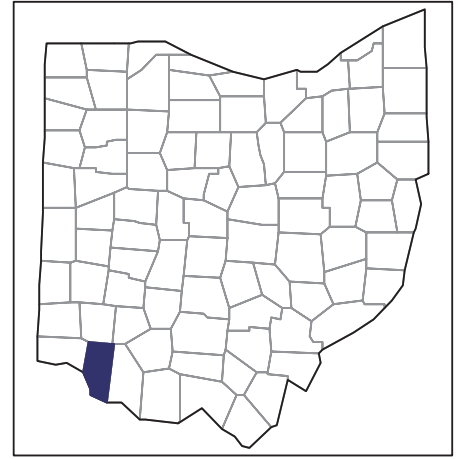
United States Department of Agriculture
National Agricultural Statistics Service

www.agcensus.usda.gov

2007 CENSUS *OF* AGRICULTURE

Clermont County – Ohio

**Farms with Native Hawaiian or Other
Pacific Islander Operators Compared
with All Farms**



Data are not available at this geographic level for farms with Native Hawaiian or Other Pacific Islander operators.



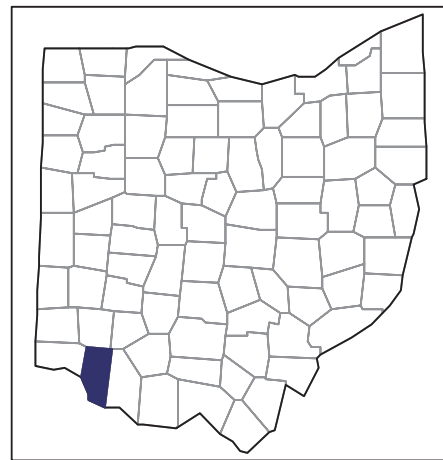
United States Department of Agriculture
National Agricultural Statistics Service

www.agcensus.usda.gov

2007 CENSUS OF AGRICULTURE

Clermont County – Ohio

Farms with White Operators
Compared with All Farms



Data are not available at this geographic level for farms with White operators.



United States Department of Agriculture
National Agricultural Statistics Service

www.agcensus.usda.gov

