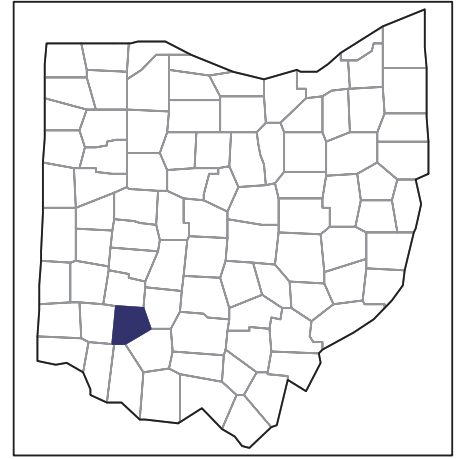


2007 CENSUS OF AGRICULTURE



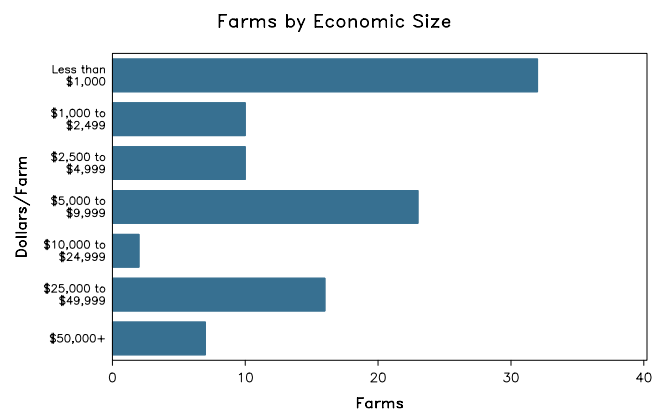
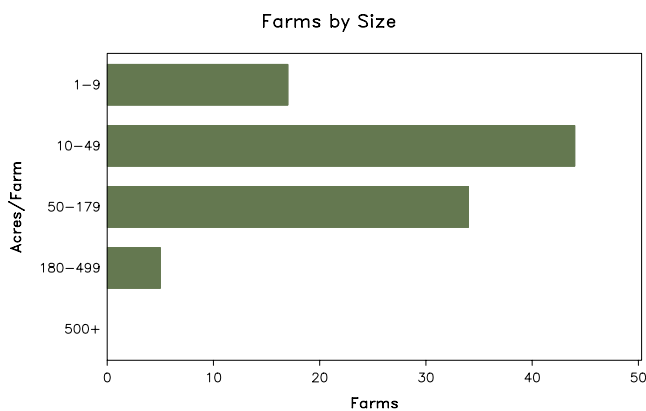
Clinton County – Ohio

Farms with Women Principal Operators Compared with All Farms

	Women Principal Operators	All Farms
Number of Farms	100	799
Land in Farms	5,591 acres	218,493 acres
Average Size of Farm	56 acres	273 acres
Market Value of Products Sold	\$1,598,000	\$85,594,000
Crop Sales	\$1,412,000	\$78,735,000
Livestock Sales	\$186,000	\$6,859,000
Average Per Farm	\$15,982	\$107,126
Government Payments	\$75,000	\$4,231,000
Average Per Farm Receiving Payments	\$1,879	\$7,637

See footnotes on reverse page.

Farms with Women Principal Operators



2007 CENSUS OF AGRICULTURE

Clinton County – Ohio Farms with Women Principal Operators

Selected Highlights

Item	Farms	Quantity
MARKET VALUE OF AGRICULTURAL PRODUCTS SOLD (\$1,000)		
Total value of agricultural products sold	100	1,598
Value of crops including nursery and greenhouse	50	1,412
Value of livestock, poultry, and their products	38	186
VALUE OF SALES BY COMMODITY GROUP (\$1,000)		
Grains, oilseeds, dry beans, and dry peas	29	911
Tobacco	-	-
Cotton and cottonseed	-	-
Vegetables, melons, potatoes and sweet potatoes	7	174
Fruits, tree nuts, and berries	4	(D)
Nursery, greenhouse, floriculture, and sod	6	(D)
Cut Christmas trees and short rotation woody crops	-	-
Other crops and hay	12	30
Poultry and eggs	8	(D)
Cattle and calves	10	87
Milk and other dairy products from cows	1	(D)
Hogs and pigs	6	1
Sheep, goats, and their products	11	17
Horses, ponies, mules, burros, and donkeys	11	35
Aquaculture	-	-
Other animals and other animal products	6	3
TOP CROP ITEMS (acres)		
Soybeans for beans	25	1,508
Corn for grain	21	1,098
Forage - land used for all hay and haylage, grass silage, and greenchop	25	455
Wheat for grain, all	5	78
Vegetables harvested for sale	5	49
TOP LIVESTOCK INVENTORY ITEMS (number)		
Horses and ponies	43	321
Layers	10	298
Cattle and calves	12	170
Goats, all	9	152
Sheep and lambs	9	79

Operator Characteristics

Item	Quantity
Primary occupation:	
Farming	49
Other	51
Days worked off farm:	
None	28
Any	72
Years on present farm:	
2 years or less	3
3 to 4 years	7
5 to 9 years	28
10 years or more	62
Age group:	
Under 45 years	20
45 to 64 years	46
65 years and over	34
Average age of principal operator (years)	57.8

Economic Characteristics

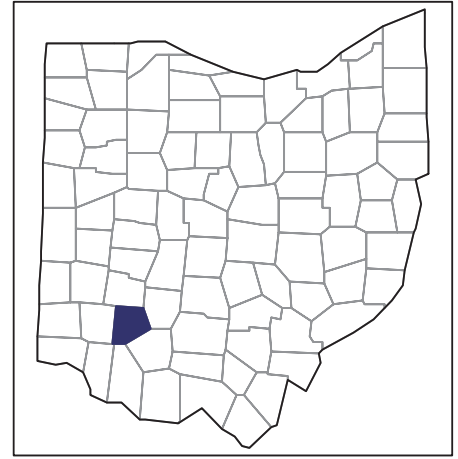
Item	Quantity
Farms by value of sales:	
Less than \$1,000	37
\$1,000 to \$2,499	6
\$2,500 to \$4,999	17
\$5,000 to \$9,999	15
\$10,000 to \$49,999	18
\$50,000 to \$99,999	4
\$100,000 to \$249,999	3
\$250,000 to \$499,999	-
\$500,000 or more	-
Total farm production expenses (\$1,000)	1,982
Average per farm (\$)	19,818
Net cash farm income of operation (\$1,000)	-57
Average per farm (\$)	-569
Value of agricultural products sold directly to individuals for human consumption (\$1,000)	87
Total organic product sales (\$1,000)	-
Total income from farm-related sources, gross before taxes and expenses (\$1,000)	251

See "Census of Agriculture, Volume 1, Geographic Area Series" for complete footnotes, explanations, definitions, and methodology.
(D) Cannot be disclosed. (Z) Less than half of the unit shown.

2007 CENSUS OF AGRICULTURE

Clinton County – Ohio

Farms with Spanish, Hispanic, or Latino Operators Compared with All Farms



Data are not available at this geographic level for farms with Spanish, Hispanic, or Latino operators.



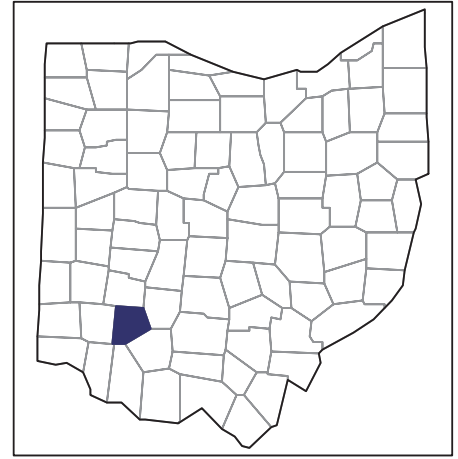
United States Department of Agriculture
National Agricultural Statistics Service

www.agcensus.usda.gov

2007 CENSUS OF AGRICULTURE

Clinton County – Ohio

Farms with American Indian or Alaska Native Operators Compared with All Farms



Data are not available at this geographic level for farms with American Indian or Alaska Native operators.



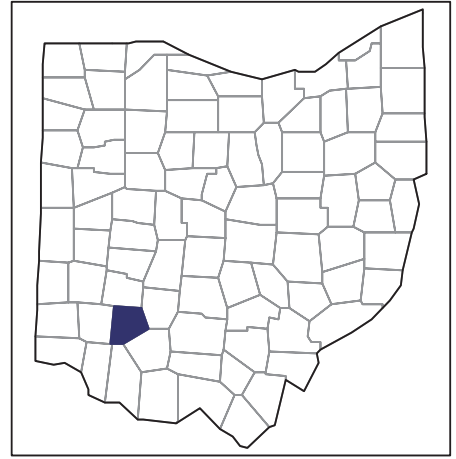
United States Department of Agriculture
National Agricultural Statistics Service

www.agcensus.usda.gov

2007 CENSUS *OF* **AGRICULTURE**

Clinton County – Ohio

**Farms with Asian Operators
Compared with All Farms**



Data are not available at this geographic level for farms with Asian operators.



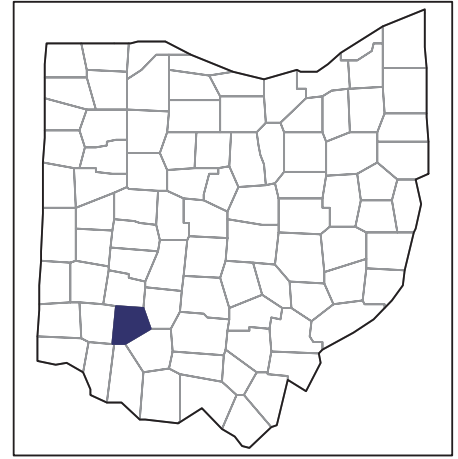
United States Department of Agriculture
National Agricultural Statistics Service

www.agcensus.usda.gov

2007 CENSUS OF AGRICULTURE

Clinton County – Ohio

Farms with Black or African American Operators Compared with All Farms



Data are not available at this geographic level for farms with Black or African American operators.



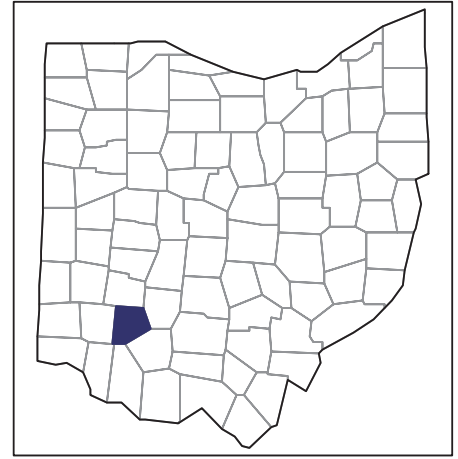
United States Department of Agriculture
National Agricultural Statistics Service

www.agcensus.usda.gov

2007 CENSUS *OF* AGRICULTURE

Clinton County – Ohio

**Farms with Native Hawaiian or Other
Pacific Islander Operators Compared
with All Farms**



Data are not available at this geographic level for farms with Native Hawaiian or Other Pacific Islander operators.



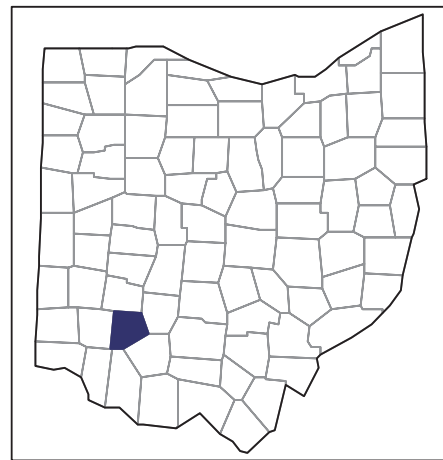
United States Department of Agriculture
National Agricultural Statistics Service

www.agcensus.usda.gov

2007 CENSUS OF AGRICULTURE

Clinton County – Ohio

Farms with White Operators
Compared with All Farms



Data are not available at this geographic level for farms with White operators.



United States Department of Agriculture
National Agricultural Statistics Service

www.agcensus.usda.gov

