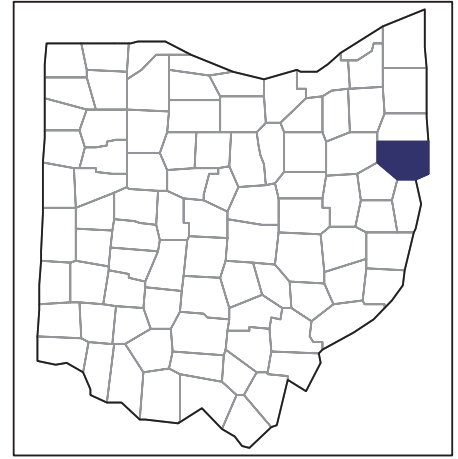


2007 CENSUS OF AGRICULTURE



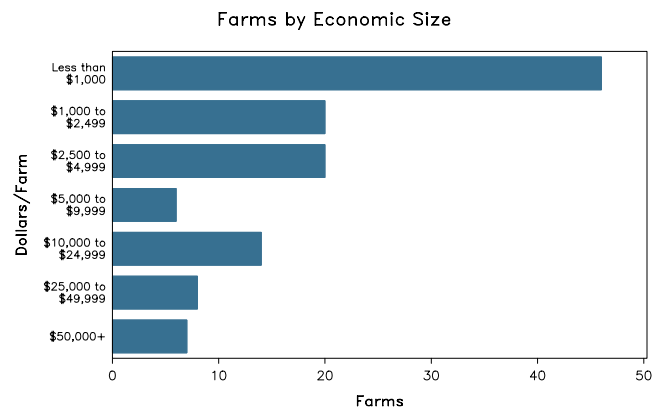
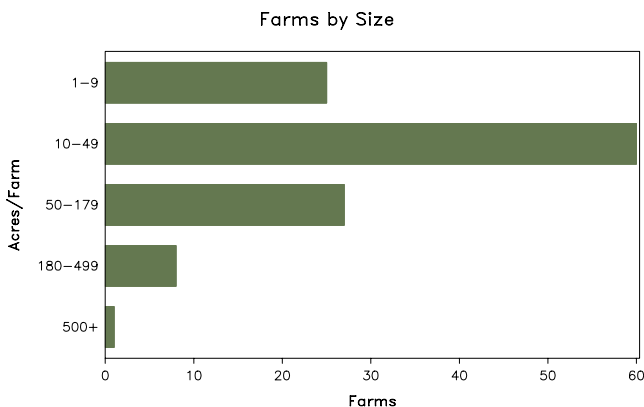
Columbiana County – Ohio

Farms with Women Principal Operators Compared with All Farms

	Women Principal Operators	All Farms
Number of Farms	121	1,056
Land in Farms	6,672 acres	130,952 acres
Average Size of Farm	55 acres	124 acres
Market Value of Products Sold	\$2,102,000	\$76,360,000
Crop Sales	\$958,000	\$22,025,000
Livestock Sales	\$1,144,000	\$54,335,000
Average Per Farm	\$17,375	\$72,311
Government Payments	\$48,000	\$1,384,000
Average Per Farm Receiving Payments	\$3,655	\$4,083

See footnotes on reverse page.

Farms with Women Principal Operators



2007 CENSUS OF AGRICULTURE

Columbiana County – Ohio Farms with Women Principal Operators

Selected Highlights

Item	Farms	Quantity
MARKET VALUE OF AGRICULTURAL PRODUCTS SOLD (\$1,000)		
Total value of agricultural products sold	121	2,102
Value of crops including nursery and greenhouse	63	958
Value of livestock, poultry, and their products	65	1,144
VALUE OF SALES BY COMMODITY GROUP (\$1,000)		
Grains, oilseeds, dry beans, and dry peas	12	(D)
Tobacco	-	-
Cotton and cottonseed	-	-
Vegetables, melons, potatoes and sweet potatoes	11	(D)
Fruits, tree nuts, and berries	6	25
Nursery, greenhouse, floriculture, and sod	9	139
Cut Christmas trees and short rotation woody crops	-	-
Other crops and hay	42	175
Poultry and eggs	22	17
Cattle and calves	31	(D)
Milk and other dairy products from cows	5	822
Hogs and pigs	13	5
Sheep, goats, and their products	12	66
Horses, ponies, mules, burros, and donkeys	14	38
Aquaculture	-	-
Other animals and other animal products	4	(D)
TOP CROP ITEMS (acres)		
Forage - land used for all hay and haylage, grass silage, and greenchop	59	1,798
Corn for grain	9	808
Oats for grain	7	127
Soybeans for beans	3	116
Vegetables harvested for sale	11	84
TOP LIVESTOCK INVENTORY ITEMS (number)		
Cattle and calves	51	871
Layers	16	568
Sheep and lambs	8	(D)
Horses and ponies	60	388
Goats, all	20	260

Operator Characteristics

Item	Quantity
Primary occupation:	
Farming	51
Other	70
Days worked off farm:	
None	33
Any	88
Years on present farm:	
2 years or less	7
3 to 4 years	7
5 to 9 years	15
10 years or more	92
Age group:	
Under 45 years	16
45 to 64 years	82
65 years and over	23
Average age of principal operator (years)	55.5

Economic Characteristics

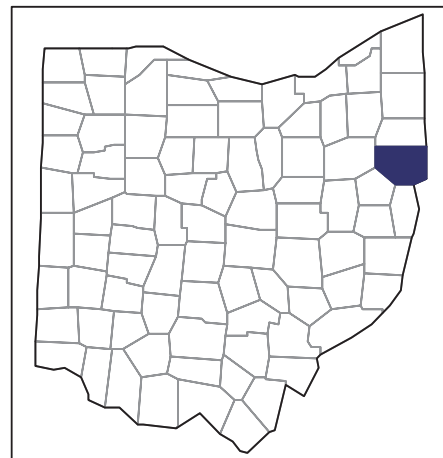
Item	Quantity
Farms by value of sales:	
Less than \$1,000	47
\$1,000 to \$2,499	20
\$2,500 to \$4,999	19
\$5,000 to \$9,999	6
\$10,000 to \$49,999	22
\$50,000 to \$99,999	3
\$100,000 to \$249,999	3
\$250,000 to \$499,999	-
\$500,000 or more	1
Total farm production expenses (\$1,000)	1,974
Average per farm (\$)	16,313
Net cash farm income of operation (\$1,000)	388
Average per farm (\$)	3,206
Value of agricultural products sold directly to individuals for human consumption (\$1,000)	34
Total organic product sales (\$1,000)	5
Total income from farm-related sources, gross before taxes and expenses (\$1,000)	212

See "Census of Agriculture, Volume 1, Geographic Area Series" for complete footnotes, explanations, definitions, and methodology.
(D) Cannot be disclosed. (Z) Less than half of the unit shown.

2007 CENSUS OF AGRICULTURE

Columbiana County – Ohio

Farms with Spanish, Hispanic, or Latino Operators Compared with All Farms



Data are not available at this geographic level for farms with Spanish, Hispanic, or Latino operators.



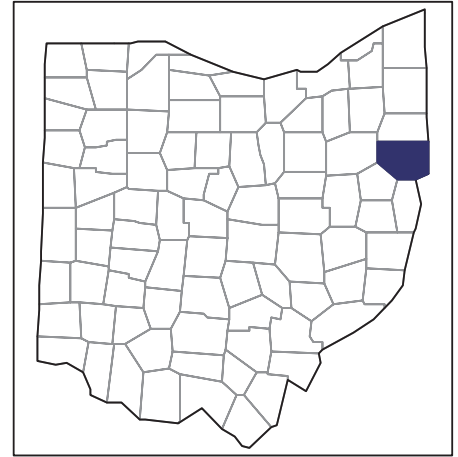
United States Department of Agriculture
National Agricultural Statistics Service

www.agcensus.usda.gov

2007 CENSUS OF AGRICULTURE

Columbiana County – Ohio

Farms with American Indian or Alaska Native Operators Compared with All Farms



Data are not available at this geographic level for farms with American Indian or Alaska Native operators.



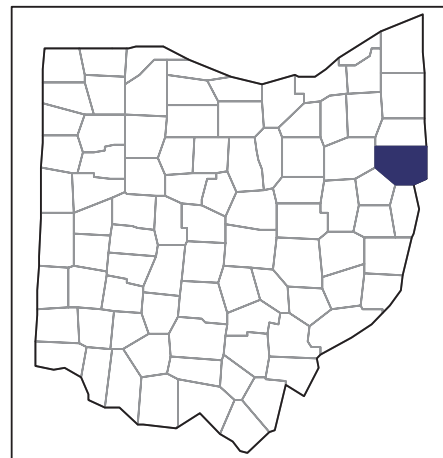
United States Department of Agriculture
National Agricultural Statistics Service

www.agcensus.usda.gov

2007 CENSUS *OF* AGRICULTURE

Columbiana County – Ohio

**Farms with Asian Operators
Compared with All Farms**



Data are not available at this geographic level for farms with Asian operators.



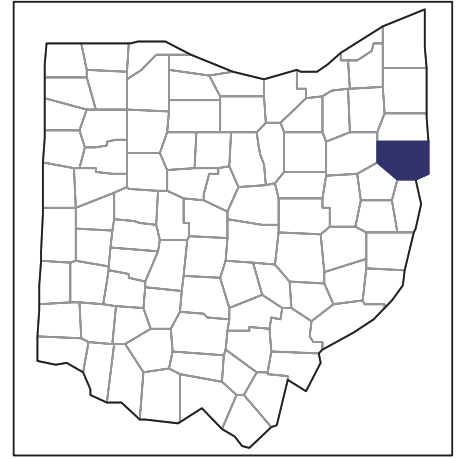
United States Department of Agriculture
National Agricultural Statistics Service

www.agcensus.usda.gov

2007 CENSUS *OF* AGRICULTURE

Columbiana County – Ohio

**Farms with Black or African American
Operators Compared with All Farms**



Data are not available at this geographic level for farms with Black or African American operators.



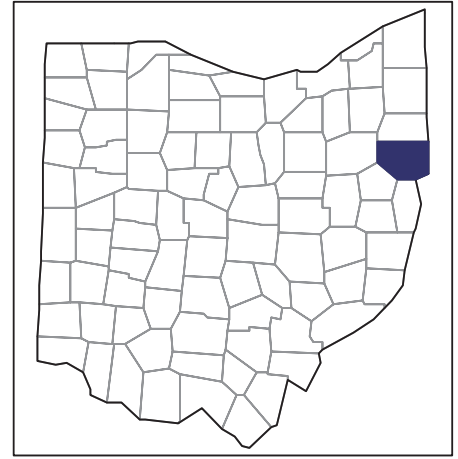
United States Department of Agriculture
National Agricultural Statistics Service

www.agcensus.usda.gov

2007 CENSUS *OF* AGRICULTURE

Columbiana County – Ohio

Farms with Native Hawaiian or Other Pacific Islander Operators Compared with All Farms



Data are not available at this geographic level for farms with Native Hawaiian or Other Pacific Islander operators.



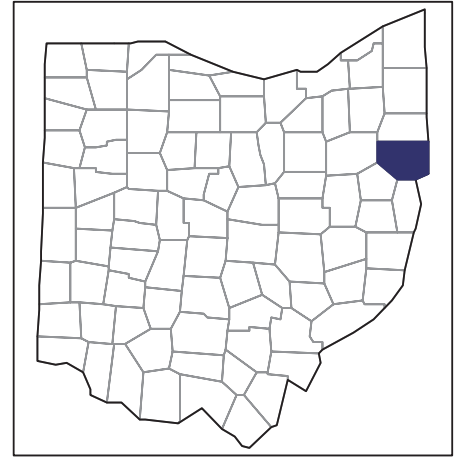
United States Department of Agriculture
National Agricultural Statistics Service

www.agcensus.usda.gov

2007 CENSUS *OF* AGRICULTURE

Columbiana County – Ohio

**Farms with White Operators
Compared with All Farms**



Data are not available at this geographic level for farms with White operators.



United States Department of Agriculture
National Agricultural Statistics Service

www.agcensus.usda.gov

