

2007 CENSUS OF AGRICULTURE



Coshocton County – Ohio

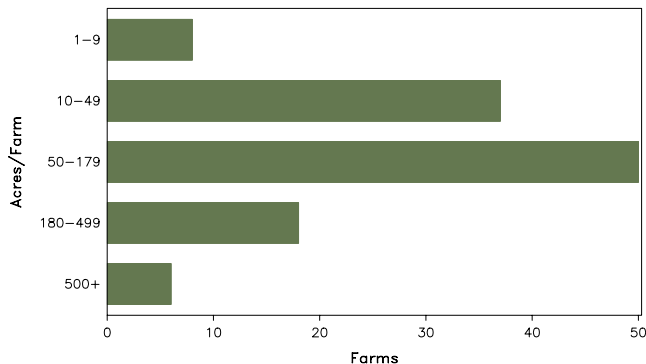
Farms with Women Principal Operators Compared with All Farms

	Women Principal Operators	All Farms
Number of Farms	119	1,032
Land in Farms	15,285 acres	171,084 acres
Average Size of Farm	128 acres	166 acres
Market Value of Products Sold	\$1,826,000	\$58,142,000
Crop Sales	\$1,007,000	\$22,218,000
Livestock Sales	\$819,000	\$35,924,000
Average Per Farm	\$15,344	\$56,339
Government Payments	\$134,000	\$1,623,000
Average Per Farm Receiving Payments	\$2,855	\$4,077

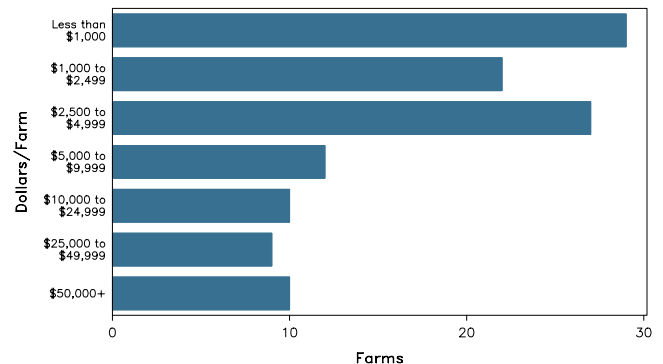
See footnotes on reverse page.

Farms with Women Principal Operators

Farms by Size



Farms by Economic Size



2007 CENSUS OF AGRICULTURE

Coshocton County – Ohio Farms with Women Principal Operators

Selected Highlights

Item	Farms	Quantity
MARKET VALUE OF AGRICULTURAL PRODUCTS SOLD (\$1,000)		
Total value of agricultural products sold	119	1,826
Value of crops including nursery and greenhouse	45	1,007
Value of livestock, poultry, and their products	61	819
VALUE OF SALES BY COMMODITY GROUP (\$1,000)		
Grains, oilseeds, dry beans, and dry peas	19	(D)
Tobacco	-	-
Cotton and cottonseed	-	-
Vegetables, melons, potatoes and sweet potatoes	5	95
Fruits, tree nuts, and berries	2	(D)
Nursery, greenhouse, floriculture, and sod	6	(D)
Cut Christmas trees and short rotation woody crops	-	-
Other crops and hay	26	121
Poultry and eggs	14	6
Cattle and calves	33	(D)
Milk and other dairy products from cows	5	464
Hogs and pigs	7	(D)
Sheep, goats, and their products	14	14
Horses, ponies, mules, burros, and donkeys	9	11
Aquaculture	1	(D)
Other animals and other animal products	5	4
TOP CROP ITEMS (acres)		
Forage - land used for all hay and haylage, grass silage, and greenchop	53	2,052
Corn for grain	16	1,160
Soybeans for beans	10	954
Corn for silage or greenchop	8	336
Oats for grain	8	143
TOP LIVESTOCK INVENTORY ITEMS (number)		
Cattle and calves	45	1,423
Pullets for laying flock replacement	5	(D)
Layers	17	309
Horses and ponies	40	274
Sheep and lambs	10	174

Operator Characteristics

Item	Quantity
Primary occupation:	
Farming	42
Other	77
Days worked off farm:	
None	54
Any	65
Years on present farm:	
2 years or less	5
3 to 4 years	9
5 to 9 years	23
10 years or more	82
Age group:	
Under 45 years	18
45 to 64 years	68
65 years and over	33
Average age of principal operator (years)	58.0

Economic Characteristics

Item	Quantity
Farms by value of sales:	
Less than \$1,000	48
\$1,000 to \$2,499	14
\$2,500 to \$4,999	21
\$5,000 to \$9,999	9
\$10,000 to \$49,999	17
\$50,000 to \$99,999	4
\$100,000 to \$249,999	5
\$250,000 to \$499,999	1
\$500,000 or more	-
Total farm production expenses (\$1,000)	2,154
Average per farm (\$)	18,103
Net cash farm income of operation (\$1,000)	-71
Average per farm (\$)	-594
Value of agricultural products sold directly to individuals for human consumption (\$1,000)	16
Total organic product sales (\$1,000)	-
Total income from farm-related sources, gross before taxes and expenses (\$1,000)	123

See "Census of Agriculture, Volume 1, Geographic Area Series" for complete footnotes, explanations, definitions, and methodology.
(D) Cannot be disclosed. (Z) Less than half of the unit shown.

2007 CENSUS OF AGRICULTURE

Coshocton County – Ohio

Farms with Spanish, Hispanic, or Latino Operators Compared with All Farms



Data are not available at this geographic level for farms with Spanish, Hispanic, or Latino operators.



United States Department of Agriculture
National Agricultural Statistics Service

www.agcensus.usda.gov

2007 CENSUS OF AGRICULTURE

Coshocton County – Ohio

Farms with American Indian or Alaska Native Operators Compared with All Farms



Data are not available at this geographic level for farms with American Indian or Alaska Native operators.



United States Department of Agriculture
National Agricultural Statistics Service

www.agcensus.usda.gov

2007 CENSUS *OF* **AGRICULTURE**

Coshocton County – Ohio

**Farms with Asian Operators
Compared with All Farms**



Data are not available at this geographic level for farms with Asian operators.



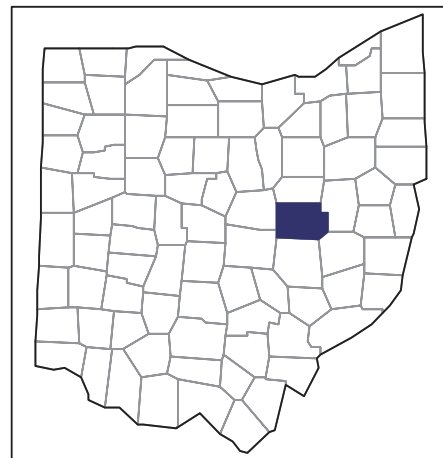
United States Department of Agriculture
National Agricultural Statistics Service

www.agcensus.usda.gov

2007 CENSUS *OF* **AGRICULTURE**

Coshocton County – Ohio

**Farms with Black or African American
Operators Compared with All Farms**



Data are not available at this geographic level for farms with Black or African American operators.



United States Department of Agriculture
National Agricultural Statistics Service

www.agcensus.usda.gov

2007 CENSUS *OF* AGRICULTURE

Coshocton County – Ohio

**Farms with Native Hawaiian or Other
Pacific Islander Operators Compared
with All Farms**



Data are not available at this geographic level for farms with Native Hawaiian or Other Pacific Islander operators.



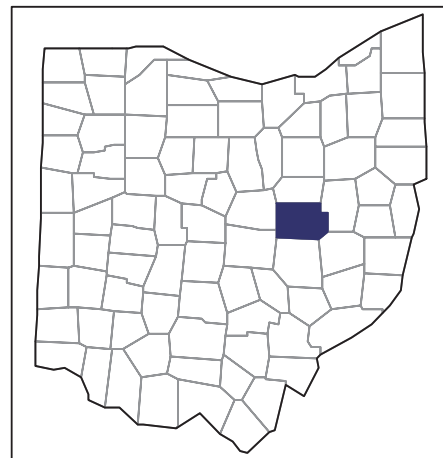
United States Department of Agriculture
National Agricultural Statistics Service

www.agcensus.usda.gov

2007 CENSUS *OF* AGRICULTURE

Coshocton County – Ohio

**Farms with White Operators
Compared with All Farms**



Data are not available at this geographic level for farms with White operators.



United States Department of Agriculture
National Agricultural Statistics Service

www.agcensus.usda.gov

