

2007 CENSUS OF AGRICULTURE



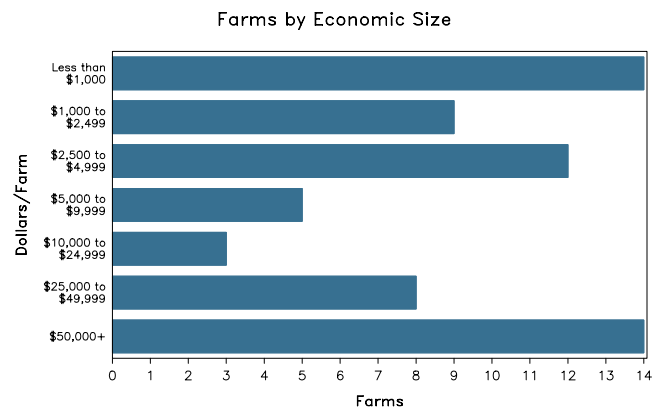
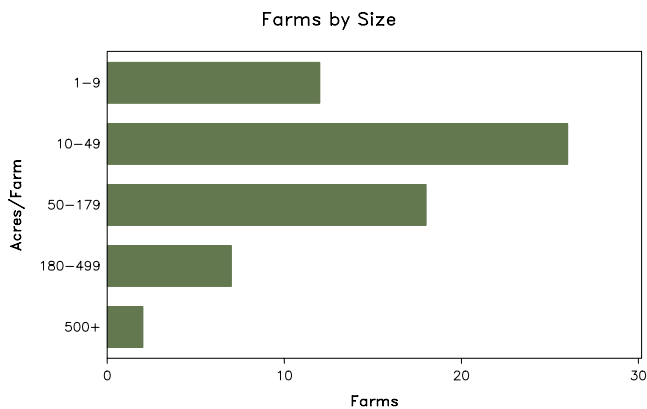
Crawford County – Ohio

Farms with Women Principal Operators Compared with All Farms

	Women Principal Operators	All Farms
Number of Farms	65	682
Land in Farms	6,606 acres	219,566 acres
Average Size of Farm	102 acres	322 acres
Market Value of Products Sold	\$2,299,000	\$115,618,000
Crop Sales	\$2,163,000	\$83,495,000
Livestock Sales	\$136,000	\$32,123,000
Average Per Farm	\$35,362	\$169,528
Government Payments	\$157,000	\$4,134,000
Average Per Farm Receiving Payments	\$3,402	\$7,950

See footnotes on reverse page.

Farms with Women Principal Operators



2007 CENSUS OF AGRICULTURE

Crawford County – Ohio Farms with Women Principal Operators

Selected Highlights

Item	Farms	Quantity
MARKET VALUE OF AGRICULTURAL PRODUCTS SOLD (\$1,000)		
Total value of agricultural products sold	65	2,299
Value of crops including nursery and greenhouse	27	2,163
Value of livestock, poultry, and their products	19	136
VALUE OF SALES BY COMMODITY GROUP (\$1,000)		
Grains, oilseeds, dry beans, and dry peas	23	(D)
Tobacco	-	-
Cotton and cottonseed	-	-
Vegetables, melons, potatoes and sweet potatoes	-	-
Fruits, tree nuts, and berries	1	(D)
Nursery, greenhouse, floriculture, and sod	1	(D)
Cut Christmas trees and short rotation woody crops	-	-
Other crops and hay	2	(D)
Poultry and eggs	2	(D)
Cattle and calves	6	89
Milk and other dairy products from cows	-	-
Hogs and pigs	5	(D)
Sheep, goats, and their products	7	8
Horses, ponies, mules, burros, and donkeys	3	10
Aquaculture	-	-
Other animals and other animal products	7	2
TOP CROP ITEMS (acres)		
Soybeans for beans	20	2,324
Corn for grain	22	2,074
Wheat for grain, all	12	609
Forage - land used for all hay and haylage, grass silage, and greenchop	19	149
Rye for grain	1	(D)
TOP LIVESTOCK INVENTORY ITEMS (number)		
Hogs and pigs	5	(D)
Cattle and calves	9	169
Horses and ponies	26	110
Layers	5	72
Rabbits and their pelts	7	(D)

Operator Characteristics

Item	Quantity
Primary occupation:	
Farming	32
Other	33
Days worked off farm:	
None	36
Any	29
Years on present farm:	
2 years or less	1
3 to 4 years	2
5 to 9 years	8
10 years or more	54
Age group:	
Under 45 years	4
45 to 64 years	37
65 years and over	24
Average age of principal operator (years)	59.6

Economic Characteristics

Item	Quantity
Farms by value of sales:	
Less than \$1,000	27
\$1,000 to \$2,499	6
\$2,500 to \$4,999	5
\$5,000 to \$9,999	2
\$10,000 to \$49,999	13
\$50,000 to \$99,999	3
\$100,000 to \$249,999	7
\$250,000 to \$499,999	2
\$500,000 or more	-
Total farm production expenses (\$1,000)	1,567
Average per farm (\$)	24,110
Net cash farm income of operation (\$1,000)	984
Average per farm (\$)	15,139
Value of agricultural products sold directly to individuals for human consumption (\$1,000)	2
Total organic product sales (\$1,000)	(D)
Total income from farm-related sources, gross before taxes and expenses (\$1,000)	96

See "Census of Agriculture, Volume 1, Geographic Area Series" for complete footnotes, explanations, definitions, and methodology.
(D) Cannot be disclosed. (Z) Less than half of the unit shown.

2007 CENSUS OF AGRICULTURE

Crawford County – Ohio

Farms with Spanish, Hispanic, or Latino Operators Compared with All Farms



Data are not available at this geographic level for farms with Spanish, Hispanic, or Latino operators.



United States Department of Agriculture
National Agricultural Statistics Service

www.agcensus.usda.gov

2007 CENSUS *OF* AGRICULTURE

Crawford County – Ohio

Farms with American Indian or Alaska
Native Operators Compared with All
Farms



Data are not available at this geographic level for farms with American Indian or Alaska Native operators.



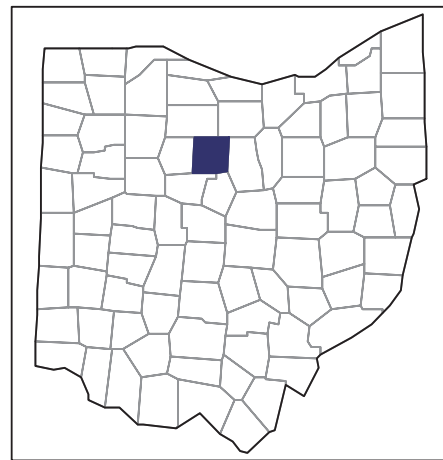
United States Department of Agriculture
National Agricultural Statistics Service

www.agcensus.usda.gov

2007 CENSUS *OF* AGRICULTURE

Crawford County – Ohio

**Farms with Asian Operators
Compared with All Farms**



Data are not available at this geographic level for farms with Asian operators.



United States Department of Agriculture
National Agricultural Statistics Service

www.agcensus.usda.gov

2007 CENSUS *OF* AGRICULTURE

Crawford County – Ohio

**Farms with Black or African American
Operators Compared with All Farms**



Data are not available at this geographic level for farms with Black or African American operators.



United States Department of Agriculture
National Agricultural Statistics Service

www.agcensus.usda.gov

2007 CENSUS *OF* AGRICULTURE

Crawford County – Ohio

Farms with Native Hawaiian or Other Pacific Islander Operators Compared with All Farms



Data are not available at this geographic level for farms with Native Hawaiian or Other Pacific Islander operators.



United States Department of Agriculture
National Agricultural Statistics Service

www.agcensus.usda.gov

2007 CENSUS *OF* AGRICULTURE

Crawford County – Ohio

**Farms with White Operators
Compared with All Farms**



Data are not available at this geographic level for farms with White operators.



United States Department of Agriculture
National Agricultural Statistics Service

www.agcensus.usda.gov

