

2007 CENSUS OF AGRICULTURE



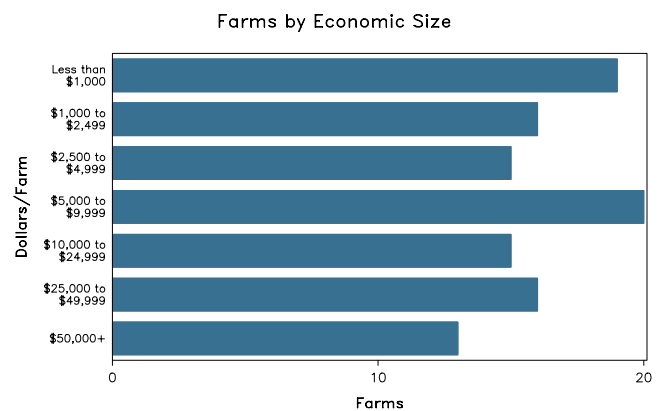
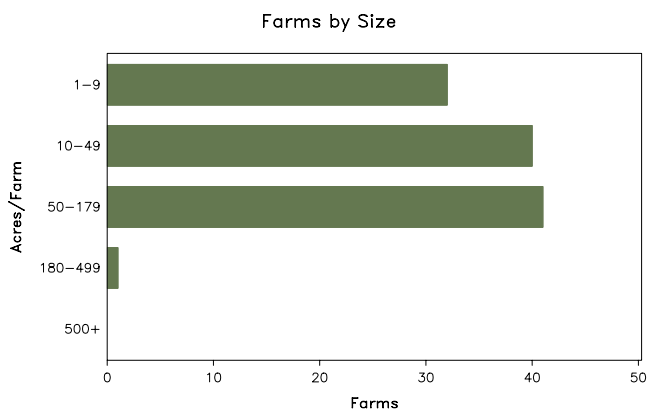
Darke County – Ohio

Farms with Women Principal Operators Compared with All Farms

	Women Principal Operators	All Farms
Number of Farms	114	1,772
Land in Farms	5,342 acres	350,450 acres
Average Size of Farm	47 acres	198 acres
Market Value of Products Sold	\$5,849,000	\$479,752,000
Crop Sales	\$2,751,000	\$128,287,000
Livestock Sales	\$3,098,000	\$351,465,000
Average Per Farm	\$51,308	\$270,741
Government Payments	\$130,000	\$7,497,000
Average Per Farm Receiving Payments	\$1,945	\$5,830

See footnotes on reverse page.

Farms with Women Principal Operators



2007 CENSUS OF AGRICULTURE

Darke County – Ohio Farms with Women Principal Operators

Selected Highlights

Item	Farms	Quantity
MARKET VALUE OF AGRICULTURAL PRODUCTS SOLD (\$1,000)		
Total value of agricultural products sold	114	5,849
Value of crops including nursery and greenhouse	70	2,751
Value of livestock, poultry, and their products	38	3,098
VALUE OF SALES BY COMMODITY GROUP (\$1,000)		
Grains, oilseeds, dry beans, and dry peas	51	(D)
Tobacco	-	-
Cotton and cottonseed	-	-
Vegetables, melons, potatoes and sweet potatoes	-	-
Fruits, tree nuts, and berries	2	(D)
Nursery, greenhouse, floriculture, and sod	5	(D)
Cut Christmas trees and short rotation woody crops	-	-
Other crops and hay	24	46
Poultry and eggs	7	(D)
Cattle and calves	15	540
Milk and other dairy products from cows	-	-
Hogs and pigs	1	(D)
Sheep, goats, and their products	5	12
Horses, ponies, mules, burros, and donkeys	13	52
Aquaculture	-	-
Other animals and other animal products	2	(D)
TOP CROP ITEMS (acres)		
Soybeans for beans	37	1,312
Corn for grain	34	1,100
Forage - land used for all hay and haylage, grass silage, and greenchop	40	290
Wheat for grain, all	15	270
Corn for silage or greenchop	2	(D)
TOP LIVESTOCK INVENTORY ITEMS (number)		
Pullets for laying flock replacement	1	(D)
Turkeys	1	(D)
Cattle and calves	22	1,178
Horses and ponies	26	206
Sheep and lambs	5	143

Operator Characteristics

Item	Quantity
Primary occupation:	
Farming	40
Other	74
Days worked off farm:	
None	50
Any	64
Years on present farm:	
2 years or less	5
3 to 4 years	7
5 to 9 years	31
10 years or more	71
Age group:	
Under 45 years	27
45 to 64 years	48
65 years and over	39
Average age of principal operator (years)	57.6

Economic Characteristics

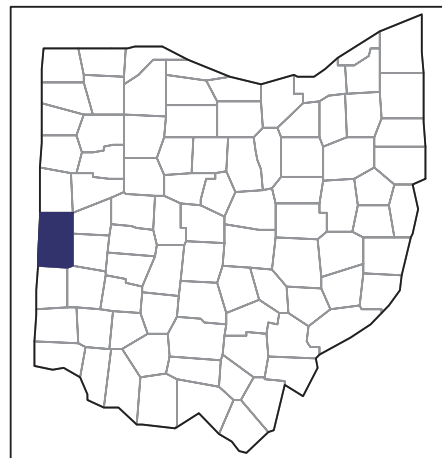
Item	Quantity
Farms by value of sales:	
Less than \$1,000	34
\$1,000 to \$2,499	9
\$2,500 to \$4,999	12
\$5,000 to \$9,999	15
\$10,000 to \$49,999	31
\$50,000 to \$99,999	6
\$100,000 to \$249,999	3
\$250,000 to \$499,999	-
\$500,000 or more	4
Total farm production expenses (\$1,000)	4,578
Average per farm (\$)	40,155
Net cash farm income of operation (\$1,000)	1,790
Average per farm (\$)	15,706
Value of agricultural products sold directly to individuals for human consumption (\$1,000)	25
Total organic product sales (\$1,000)	-
Total income from farm-related sources, gross before taxes and expenses (\$1,000)	389

See "Census of Agriculture, Volume 1, Geographic Area Series" for complete footnotes, explanations, definitions, and methodology.
(D) Cannot be disclosed. (Z) Less than half of the unit shown.

2007 CENSUS OF AGRICULTURE

Darke County – Ohio

Farms with Spanish, Hispanic, or Latino Operators Compared with All Farms



Data are not available at this geographic level for farms with Spanish, Hispanic, or Latino operators.



United States Department of Agriculture
National Agricultural Statistics Service

www.agcensus.usda.gov

2007 CENSUS OF AGRICULTURE

Darke County – Ohio

Farms with American Indian or Alaska Native Operators Compared with All Farms



Data are not available at this geographic level for farms with American Indian or Alaska Native operators.



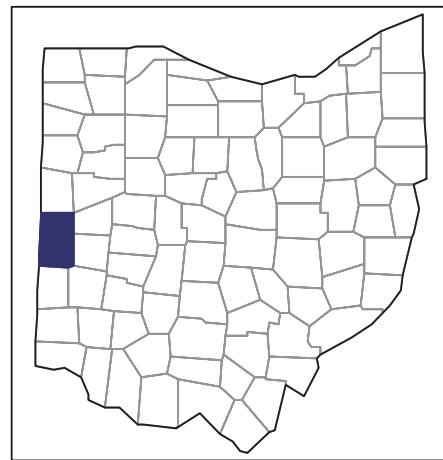
United States Department of Agriculture
National Agricultural Statistics Service

www.agcensus.usda.gov

2007 CENSUS OF AGRICULTURE

Darke County – Ohio

**Farms with Asian Operators
Compared with All Farms**



Data are not available at this geographic level for farms with Asian operators.



United States Department of Agriculture
National Agricultural Statistics Service

www.agcensus.usda.gov

2007 CENSUS OF AGRICULTURE

Darke County – Ohio

Farms with Black or African American Operators Compared with All Farms



Data are not available at this geographic level for farms with Black or African American operators.



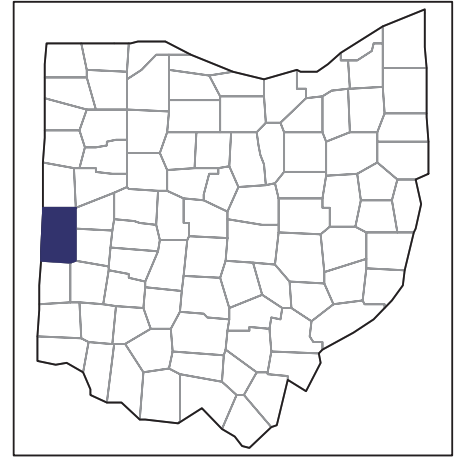
United States Department of Agriculture
National Agricultural Statistics Service

www.agcensus.usda.gov

2007 CENSUS *OF* AGRICULTURE

Darke County – Ohio

**Farms with Native Hawaiian or Other
Pacific Islander Operators Compared
with All Farms**



Data are not available at this geographic level for farms with Native Hawaiian or Other Pacific Islander operators.



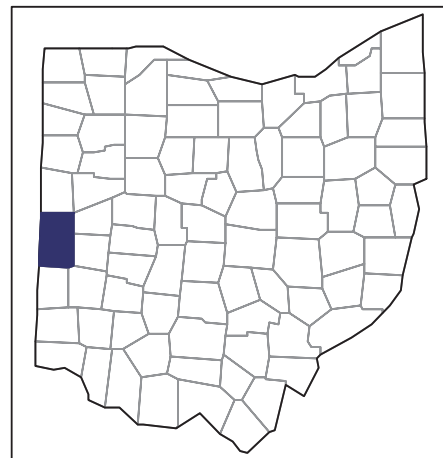
United States Department of Agriculture
National Agricultural Statistics Service

www.agcensus.usda.gov

2007 CENSUS OF AGRICULTURE

Darke County – Ohio

Farms with White Operators
Compared with All Farms



Data are not available at this geographic level for farms with White operators.



United States Department of Agriculture
National Agricultural Statistics Service

www.agcensus.usda.gov

