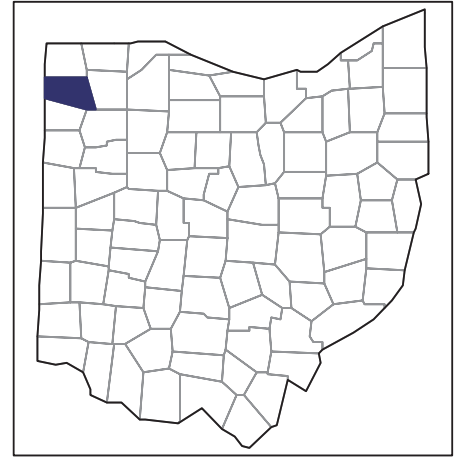


# 2007 CENSUS OF AGRICULTURE



## Defiance County – Ohio

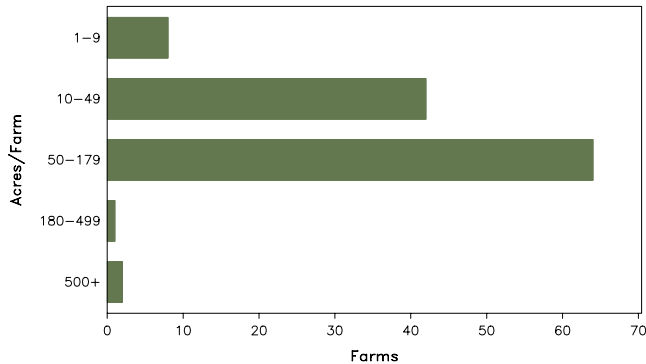
### Farms with Women Principal Operators Compared with All Farms

	Women Principal Operators	All Farms
<b>Number of Farms</b>	117	1,141
<b>Land in Farms</b>	9,463 acres	233,213 acres
<b>Average Size of Farm</b>	81 acres	204 acres
<b>Market Value of Products Sold</b>	\$1,181,000	\$87,025,000
Crop Sales	\$1,141,000	\$64,413,000
Livestock Sales	\$40,000	\$22,612,000
Average Per Farm	\$10,098	\$76,271
<b>Government Payments</b>	\$317,000	\$5,828,000
Average Per Farm Receiving Payments	\$2,911	\$5,799

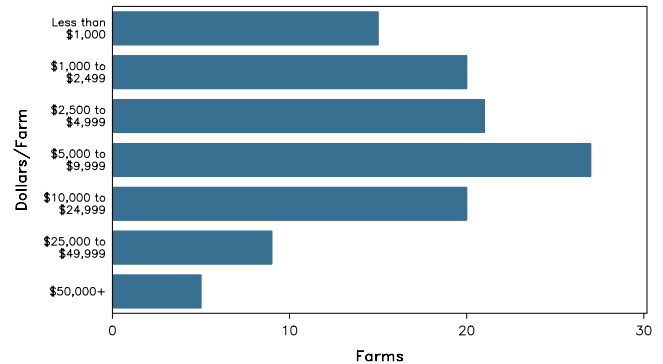
See footnotes on reverse page.

### Farms with Women Principal Operators

Farms by Size



Farms by Economic Size



# 2007 CENSUS OF AGRICULTURE

## Defiance County – Ohio Farms with Women Principal Operators

### Selected Highlights

Item	Farms	Quantity
<b>MARKET VALUE OF AGRICULTURAL PRODUCTS SOLD (\$1,000)</b>		
Total value of agricultural products sold	117	1,181
Value of crops including nursery and greenhouse	54	1,141
Value of livestock, poultry, and their products	7	40
<b>VALUE OF SALES BY COMMODITY GROUP (\$1,000)</b>		
Grains, oilseeds, dry beans, and dry peas	47	(D)
Tobacco	-	-
Cotton and cottonseed	-	-
Vegetables, melons, potatoes and sweet potatoes	1	(D)
Fruits, tree nuts, and berries	-	-
Nursery, greenhouse, floriculture, and sod	2	(D)
Cut Christmas trees and short rotation woody crops	-	-
Other crops and hay	9	41
Poultry and eggs	2	(D)
Cattle and calves	4	37
Milk and other dairy products from cows	-	-
Hogs and pigs	2	(D)
Sheep, goats, and their products	3	1
Horses, ponies, mules, burros, and donkeys	-	-
Aquaculture	-	-
Other animals and other animal products	-	-
<b>TOP CROP ITEMS (acres)</b>		
Soybeans for beans	42	2,732
Corn for grain	26	1,326
Forage - land used for all hay and haylage, grass silage, and greenchop	13	426
Wheat for grain, all	9	217
Oats for grain	3	90
<b>TOP LIVESTOCK INVENTORY ITEMS (number)</b>		
Cattle and calves	6	94
Goats, all	3	54
Layers	3	32
Horses and ponies	4	21
Hogs and pigs	3	16

### Operator Characteristics

Item	Quantity
Primary occupation:	
Farming	20
Other	97
Days worked off farm:	
None	56
Any	61
Years on present farm:	
2 years or less	1
3 to 4 years	6
5 to 9 years	22
10 years or more	88
Age group:	
Under 45 years	13
45 to 64 years	35
65 years and over	69
Average age of principal operator (years)	69.3

### Economic Characteristics

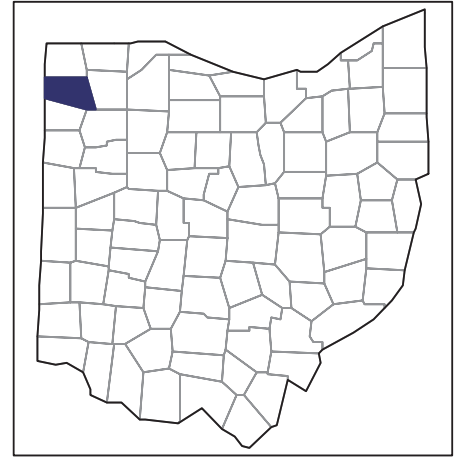
Item	Quantity
Farms by value of sales:	
Less than \$1,000	62
\$1,000 to \$2,499	4
\$2,500 to \$4,999	9
\$5,000 to \$9,999	13
\$10,000 to \$49,999	26
\$50,000 to \$99,999	1
\$100,000 to \$249,999	2
\$250,000 to \$499,999	-
\$500,000 or more	-
Total farm production expenses (\$1,000)	974
Average per farm (\$)	8,322
Net cash farm income of operation (\$1,000)	823
Average per farm (\$)	7,030
Value of agricultural products sold directly to individuals for human consumption (\$1,000)	(D)
Total organic product sales (\$1,000)	-
Total income from farm-related sources, gross before taxes and expenses (\$1,000)	297

See "Census of Agriculture, Volume 1, Geographic Area Series" for complete footnotes, explanations, definitions, and methodology.  
(D) Cannot be disclosed. (Z) Less than half of the unit shown.

# 2007 CENSUS *OF* AGRICULTURE

## Defiance County – Ohio

### Farms with Spanish, Hispanic, or Latino Operators Compared with All Farms



Data are not available at this geographic level for farms with Spanish, Hispanic, or Latino operators.



United States Department of Agriculture  
National Agricultural Statistics Service

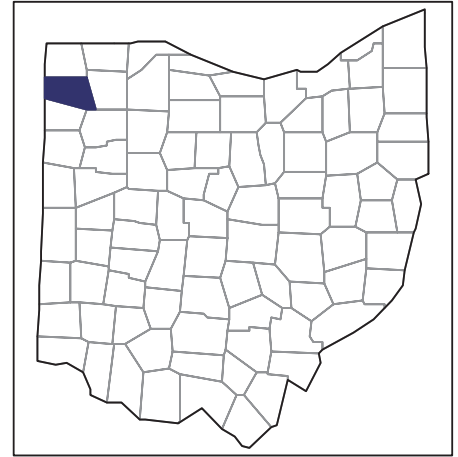
[www.agcensus.usda.gov](http://www.agcensus.usda.gov)



# 2007 CENSUS OF AGRICULTURE

## Defiance County – Ohio

### Farms with American Indian or Alaska Native Operators Compared with All Farms



Data are not available at this geographic level for farms with American Indian or Alaska Native operators.



United States Department of Agriculture  
National Agricultural Statistics Service

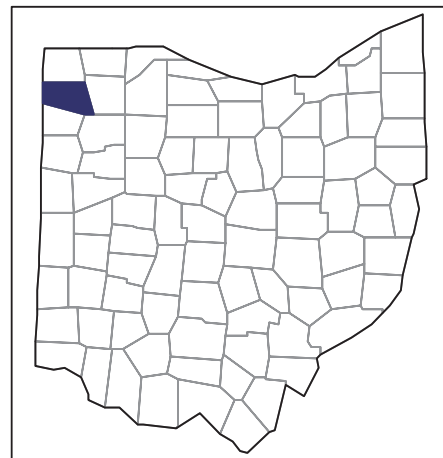
[www.agcensus.usda.gov](http://www.agcensus.usda.gov)



# 2007 CENSUS *OF* **AGRICULTURE**

**Defiance County – Ohio**

**Farms with Asian Operators  
Compared with All Farms**



**Data are not available at this geographic level for farms with Asian operators.**



United States Department of Agriculture  
National Agricultural Statistics Service

[www.agcensus.usda.gov](http://www.agcensus.usda.gov)

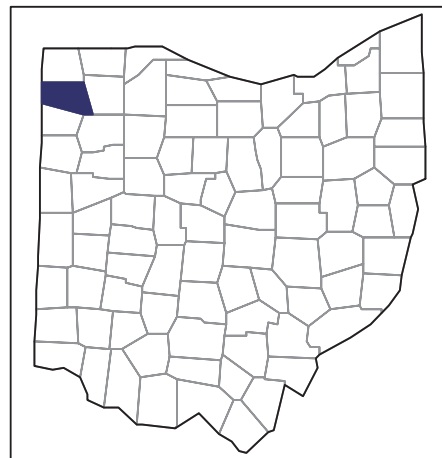




# 2007 CENSUS OF AGRICULTURE

## Defiance County – Ohio

### Farms with Black or African American Operators Compared with All Farms



Data are not available at this geographic level for farms with Black or African American operators.



United States Department of Agriculture  
National Agricultural Statistics Service

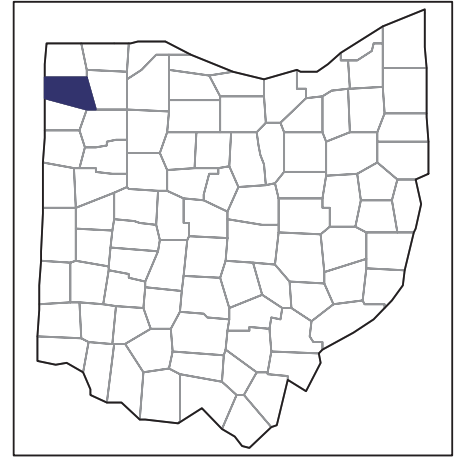
[www.agcensus.usda.gov](http://www.agcensus.usda.gov)



# 2007 CENSUS OF AGRICULTURE

## Defiance County – Ohio

### Farms with Native Hawaiian or Other Pacific Islander Operators Compared with All Farms



Data are not available at this geographic level for farms with Native Hawaiian or Other Pacific Islander operators.



United States Department of Agriculture  
National Agricultural Statistics Service

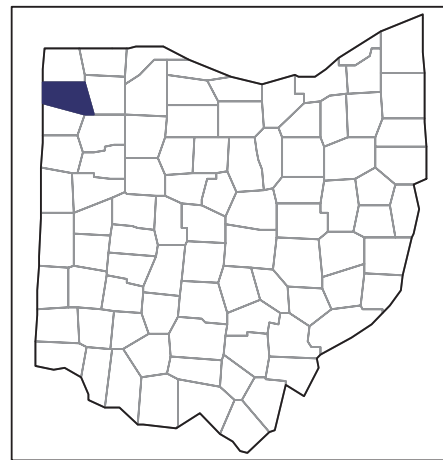
[www.agcensus.usda.gov](http://www.agcensus.usda.gov)



# 2007 CENSUS *OF* **AGRICULTURE**

**Defiance County – Ohio**

**Farms with White Operators  
Compared with All Farms**



**Data are not available at this geographic level for farms with White operators.**



United States Department of Agriculture  
National Agricultural Statistics Service

[www.agcensus.usda.gov](http://www.agcensus.usda.gov)

