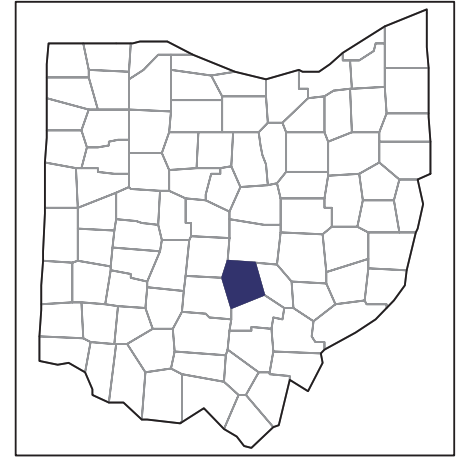


2007 CENSUS OF AGRICULTURE



Fairfield County – Ohio

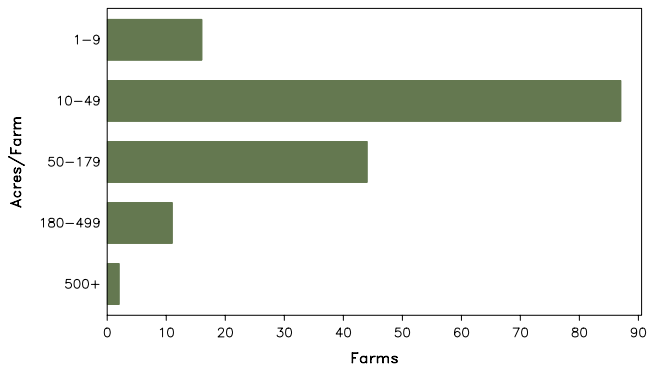
Farms with Women Principal Operators Compared with All Farms

	Women Principal Operators	All Farms
Number of Farms	160	1,112
Land in Farms	12,311 acres	177,772 acres
Average Size of Farm	77 acres	160 acres
Market Value of Products Sold	\$2,323,000	\$70,960,000
Crop Sales	\$2,022,000	\$53,856,000
Livestock Sales	\$301,000	\$17,104,000
Average Per Farm	\$14,519	\$63,813
Government Payments	\$205,000	\$4,278,000
Average Per Farm Receiving Payments	\$2,844	\$6,979

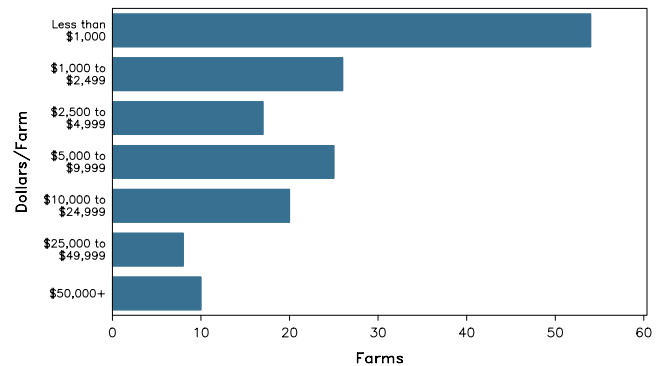
See footnotes on reverse page.

Farms with Women Principal Operators

Farms by Size



Farms by Economic Size



2007 CENSUS OF AGRICULTURE

Fairfield County – Ohio Farms with Women Principal Operators

Selected Highlights

Item	Farms	Quantity
MARKET VALUE OF AGRICULTURAL PRODUCTS SOLD (\$1,000)		
Total value of agricultural products sold	160	2,323
Value of crops including nursery and greenhouse	55	2,022
Value of livestock, poultry, and their products	61	301
VALUE OF SALES BY COMMODITY GROUP (\$1,000)		
Grains, oilseeds, dry beans, and dry peas	34	1,644
Tobacco	-	-
Cotton and cottonseed	-	-
Vegetables, melons, potatoes and sweet potatoes	5	180
Fruits, tree nuts, and berries	5	(D)
Nursery, greenhouse, floriculture, and sod	2	(D)
Cut Christmas trees and short rotation woody crops	2	(D)
Other crops and hay	21	84
Poultry and eggs	13	19
Cattle and calves	25	(D)
Milk and other dairy products from cows	-	-
Hogs and pigs	8	(D)
Sheep, goats, and their products	12	56
Horses, ponies, mules, burros, and donkeys	9	47
Aquaculture	-	-
Other animals and other animal products	6	(D)
TOP CROP ITEMS (acres)		
Corn for grain	23	1,878
Soybeans for beans	19	1,701
Forage - land used for all hay and haylage, grass silage, and greenchop	58	892
Wheat for grain, all	7	189
Nursery stock	1	(D)
TOP LIVESTOCK INVENTORY ITEMS (number)		
Layers	20	946
Broilers and other meat-type chickens	2	(D)
Cattle and calves	30	560
Horses and ponies	69	490
Sheep and lambs	11	210

Operator Characteristics

Item	Quantity
Primary occupation:	
Farming	61
Other	99
Days worked off farm:	
None	79
Any	81
Years on present farm:	
2 years or less	7
3 to 4 years	3
5 to 9 years	41
10 years or more	109
Age group:	
Under 45 years	37
45 to 64 years	66
65 years and over	57
Average age of principal operator (years)	58.5

Economic Characteristics

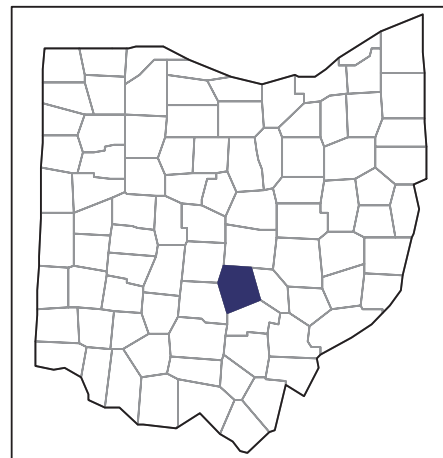
Item	Quantity
Farms by value of sales:	
Less than \$1,000	78
\$1,000 to \$2,499	16
\$2,500 to \$4,999	9
\$5,000 to \$9,999	21
\$10,000 to \$49,999	27
\$50,000 to \$99,999	5
\$100,000 to \$249,999	2
\$250,000 to \$499,999	1
\$500,000 or more	1
Total farm production expenses (\$1,000)	3,257
Average per farm (\$)	20,358
Net cash farm income of operation (\$1,000)	-479
Average per farm (\$)	-2,996
Value of agricultural products sold directly to individuals for human consumption (\$1,000)	83
Total organic product sales (\$1,000)	(D)
Total income from farm-related sources, gross before taxes and expenses (\$1,000)	250

See "Census of Agriculture, Volume 1, Geographic Area Series" for complete footnotes, explanations, definitions, and methodology.
(D) Cannot be disclosed. (Z) Less than half of the unit shown.

2007 CENSUS OF AGRICULTURE

Fairfield County – Ohio

Farms with Spanish, Hispanic, or Latino Operators Compared with All Farms



Data are not available at this geographic level for farms with Spanish, Hispanic, or Latino operators.



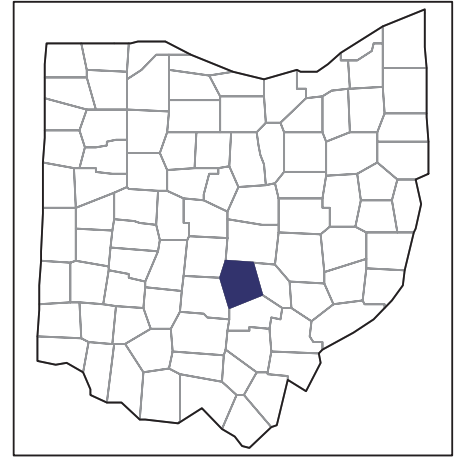
United States Department of Agriculture
National Agricultural Statistics Service

www.agcensus.usda.gov

2007 CENSUS *OF* AGRICULTURE

Fairfield County – Ohio

**Farms with American Indian or Alaska
Native Operators Compared with All
Farms**



Data are not available at this geographic level for farms with American Indian or Alaska Native operators.



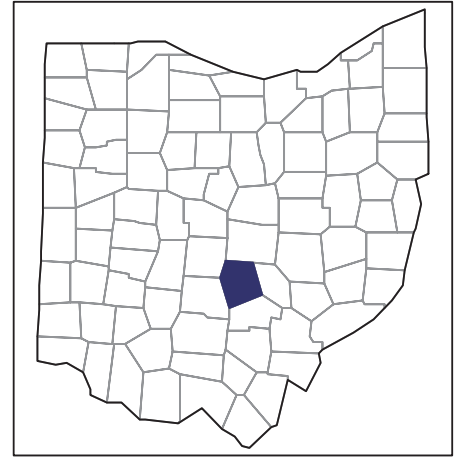
United States Department of Agriculture
National Agricultural Statistics Service

www.agcensus.usda.gov

2007 CENSUS OF AGRICULTURE

Fairfield County – Ohio

**Farms with Asian Operators
Compared with All Farms**



Data are not available at this geographic level for farms with Asian operators.



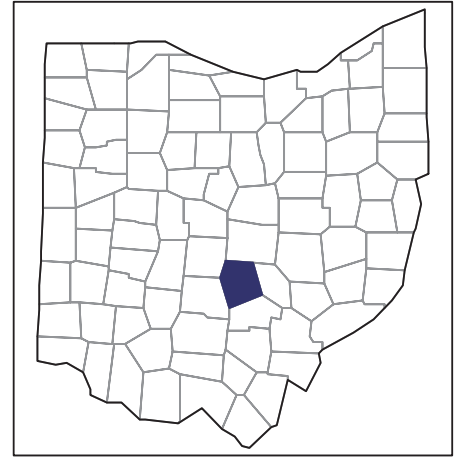
United States Department of Agriculture
National Agricultural Statistics Service

www.agcensus.usda.gov

2007 CENSUS OF AGRICULTURE

Fairfield County – Ohio

Farms with Black or African American Operators Compared with All Farms



Data are not available at this geographic level for farms with Black or African American operators.



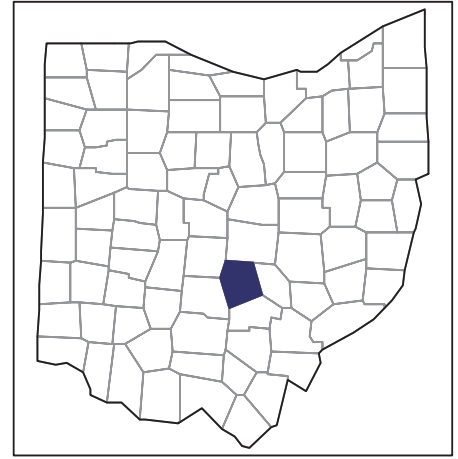
United States Department of Agriculture
National Agricultural Statistics Service

www.agcensus.usda.gov

2007 CENSUS *OF* **AGRICULTURE**

Fairfield County – Ohio

Farms with Native Hawaiian or Other Pacific Islander Operators Compared with All Farms



Data are not available at this geographic level for farms with Native Hawaiian or Other Pacific Islander operators.



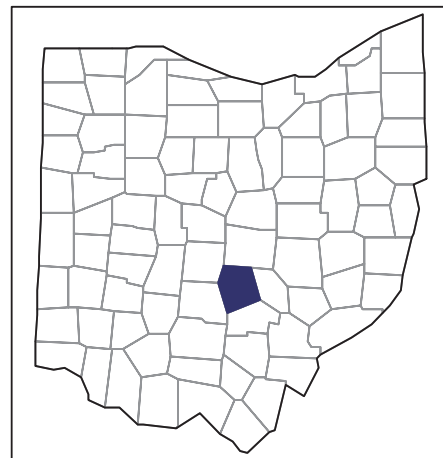
United States Department of Agriculture
National Agricultural Statistics Service

www.agcensus.usda.gov

2007 CENSUS OF AGRICULTURE

Fairfield County – Ohio

**Farms with White Operators
Compared with All Farms**



Data are not available at this geographic level for farms with White operators.



United States Department of Agriculture
National Agricultural Statistics Service

www.agcensus.usda.gov

