

# 2007 CENSUS OF AGRICULTURE



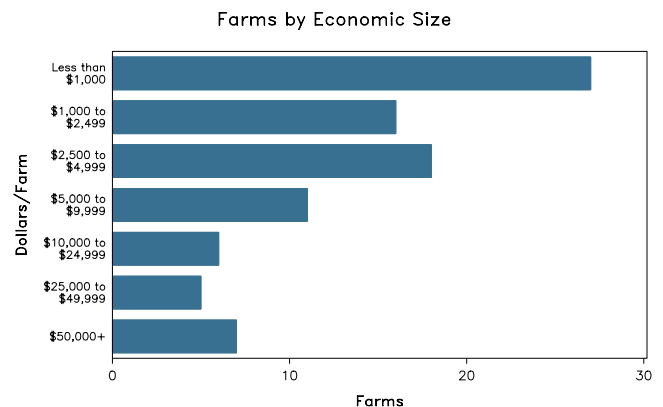
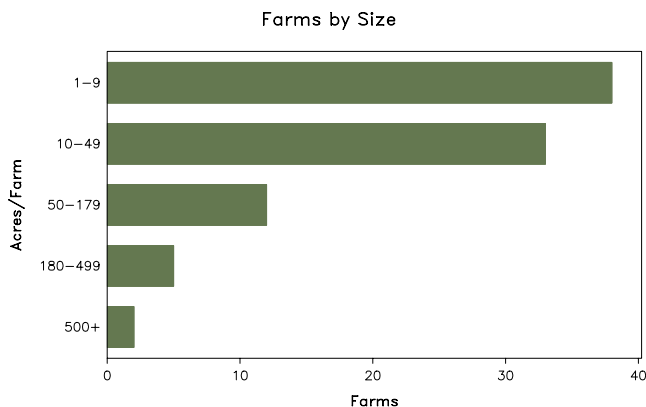
## Franklin County – Ohio

### Farms with Women Principal Operators Compared with All Farms

	Women Principal Operators	All Farms
<b>Number of Farms</b>	90	429
<b>Land in Farms</b>	4,761 acres	59,601 acres
<b>Average Size of Farm</b>	53 acres	139 acres
<b>Market Value of Products Sold</b>	\$4,817,000	\$43,685,000
Crop Sales	\$4,114,000	\$40,898,000
Livestock Sales	\$703,000	\$2,787,000
Average Per Farm	\$53,520	\$101,830
<b>Government Payments</b>	\$66,000	\$997,000
Average Per Farm Receiving Payments	\$3,498	\$6,193

See footnotes on reverse page.

### Farms with Women Principal Operators



# 2007 CENSUS OF AGRICULTURE

## Franklin County – Ohio Farms with Women Principal Operators

### Selected Highlights

Item	Farms	Quantity
<b>MARKET VALUE OF AGRICULTURAL PRODUCTS SOLD (\$1,000)</b>		
Total value of agricultural products sold	90	4,817
Value of crops including nursery and greenhouse	38	4,114
Value of livestock, poultry, and their products	35	703
<b>VALUE OF SALES BY COMMODITY GROUP (\$1,000)</b>		
Grains, oilseeds, dry beans, and dry peas	18	(D)
Tobacco	-	-
Cotton and cottonseed	-	-
Vegetables, melons, potatoes and sweet potatoes	9	102
Fruits, tree nuts, and berries	5	50
Nursery, greenhouse, floriculture, and sod	9	(D)
Cut Christmas trees and short rotation woody crops	3	(D)
Other crops and hay	6	8
Poultry and eggs	12	9
Cattle and calves	9	49
Milk and other dairy products from cows	3	(D)
Hogs and pigs	-	-
Sheep, goats, and their products	8	11
Horses, ponies, mules, burros, and donkeys	9	28
Aquaculture	2	(D)
Other animals and other animal products	8	(D)
<b>TOP CROP ITEMS (acres)</b>		
Sod harvested	2	(D)
Soybeans for beans	11	562
Short-rotation woody crops	1	(D)
Nursery stock	1	(D)
Corn for grain	7	185
<b>TOP LIVESTOCK INVENTORY ITEMS (number)</b>		
Layers	15	450
Cattle and calves	6	353
Alpacas	5	297
Horses and ponies	39	281
Goats, all	15	273

### Operator Characteristics

Item	Quantity
Primary occupation:	
Farming	35
Other	55
Days worked off farm:	
None	32
Any	58
Years on present farm:	
2 years or less	1
3 to 4 years	8
5 to 9 years	32
10 years or more	49
Age group:	
Under 45 years	26
45 to 64 years	51
65 years and over	13
Average age of principal operator (years)	53.1

### Economic Characteristics

Item	Quantity
Farms by value of sales:	
Less than \$1,000	29
\$1,000 to \$2,499	15
\$2,500 to \$4,999	21
\$5,000 to \$9,999	10
\$10,000 to \$49,999	8
\$50,000 to \$99,999	1
\$100,000 to \$249,999	4
\$250,000 to \$499,999	-
\$500,000 or more	2
Total farm production expenses (\$1,000)	4,825
Average per farm (\$)	53,612
Net cash farm income of operation (\$1,000)	884
Average per farm (\$)	9,818
Value of agricultural products sold directly to individuals for human consumption (\$1,000)	86
Total organic product sales (\$1,000)	-
Total income from farm-related sources, gross before taxes and expenses (\$1,000)	825

See "Census of Agriculture, Volume 1, Geographic Area Series" for complete footnotes, explanations, definitions, and methodology.  
(D) Cannot be disclosed. (Z) Less than half of the unit shown.

# 2007 CENSUS OF AGRICULTURE

## Franklin County – Ohio

### Farms with Spanish, Hispanic, or Latino Operators Compared with All Farms



Data are not available at this geographic level for farms with Spanish, Hispanic, or Latino operators.



United States Department of Agriculture  
National Agricultural Statistics Service

[www.agcensus.usda.gov](http://www.agcensus.usda.gov)



# 2007 CENSUS OF AGRICULTURE

## Franklin County – Ohio

### Farms with American Indian or Alaska Native Operators Compared with All Farms



Data are not available at this geographic level for farms with American Indian or Alaska Native operators.



United States Department of Agriculture  
National Agricultural Statistics Service

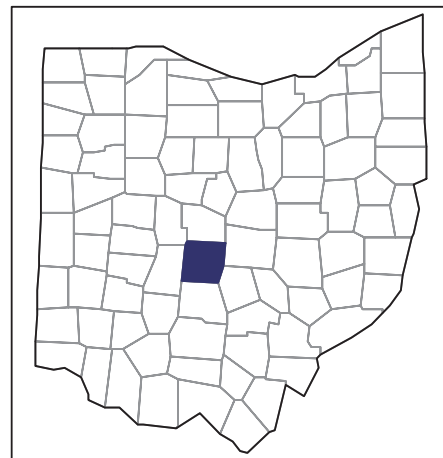
[www.agcensus.usda.gov](http://www.agcensus.usda.gov)



# 2007 CENSUS *OF* **AGRICULTURE**

**Franklin County – Ohio**

**Farms with Asian Operators  
Compared with All Farms**



**Data are not available at this geographic level for farms with Asian operators.**



United States Department of Agriculture  
National Agricultural Statistics Service

[www.agcensus.usda.gov](http://www.agcensus.usda.gov)





# 2007 CENSUS OF AGRICULTURE

Franklin County – Ohio

Farms with Black or African American Operators Compared with All Farms



Data are not available at this geographic level for farms with Black or African American operators.



United States Department of Agriculture  
National Agricultural Statistics Service

[www.agcensus.usda.gov](http://www.agcensus.usda.gov)



# 2007 CENSUS OF AGRICULTURE

## Franklin County – Ohio

### Farms with Native Hawaiian or Other Pacific Islander Operators Compared with All Farms



Data are not available at this geographic level for farms with Native Hawaiian or Other Pacific Islander operators.



United States Department of Agriculture  
National Agricultural Statistics Service

[www.agcensus.usda.gov](http://www.agcensus.usda.gov)



# 2007 CENSUS *OF* AGRICULTURE

**Franklin County – Ohio**

**Farms with White Operators  
Compared with All Farms**



**Data are not available at this geographic level for farms with White operators.**



United States Department of Agriculture  
National Agricultural Statistics Service

[www.agcensus.usda.gov](http://www.agcensus.usda.gov)

