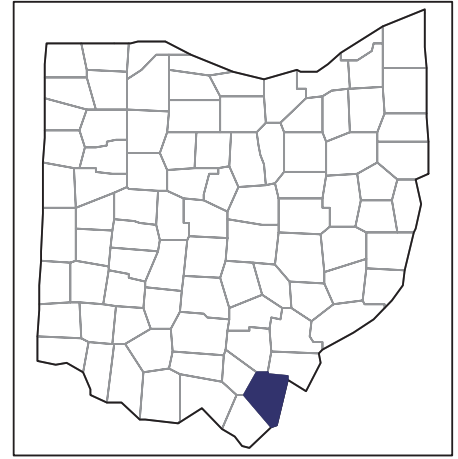


2007 CENSUS OF AGRICULTURE



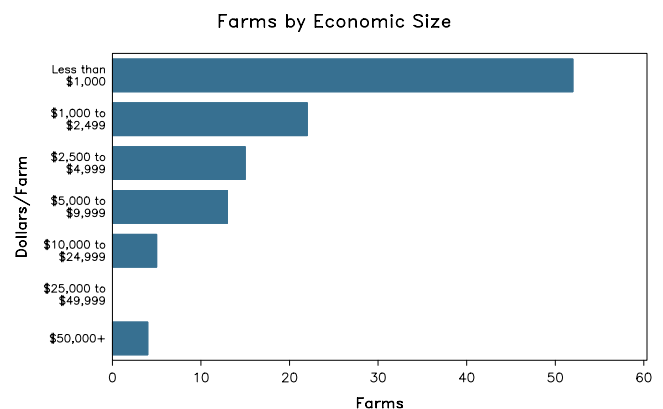
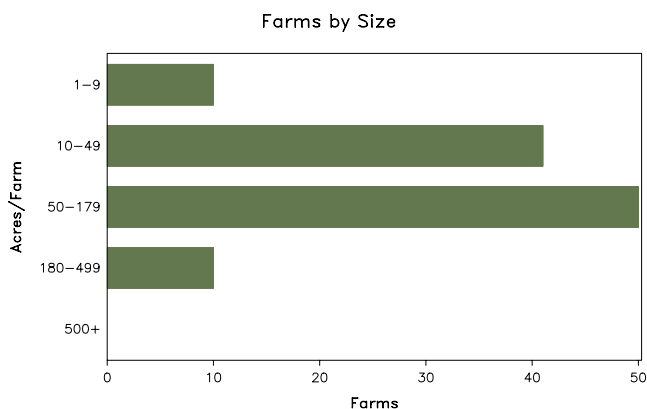
Gallia County – Ohio

Farms with Women Principal Operators Compared with All Farms

	Women Principal Operators	All Farms
Number of Farms	111	993
Land in Farms	8,450 acres	116,945 acres
Average Size of Farm	76 acres	118 acres
Market Value of Products Sold	\$1,225,000	\$12,946,000
Crop Sales	\$76,000	\$3,408,000
Livestock Sales	\$1,149,000	\$9,539,000
Average Per Farm	\$11,034	\$13,037
Government Payments	\$20,000	\$317,000
Average Per Farm Receiving Payments	\$1,627	\$1,833

See footnotes on reverse page.

Farms with Women Principal Operators



2007 CENSUS OF AGRICULTURE

Gallia County – Ohio Farms with Women Principal Operators

Selected Highlights

Item	Farms	Quantity
MARKET VALUE OF AGRICULTURAL PRODUCTS SOLD (\$1,000)		
Total value of agricultural products sold	111	1,225
Value of crops including nursery and greenhouse	20	76
Value of livestock, poultry, and their products	54	1,149
VALUE OF SALES BY COMMODITY GROUP (\$1,000)		
Grains, oilseeds, dry beans, and dry peas	3	(D)
Tobacco	3	(D)
Cotton and cottonseed	-	-
Vegetables, melons, potatoes and sweet potatoes	4	24
Fruits, tree nuts, and berries	2	(D)
Nursery, greenhouse, floriculture, and sod	-	-
Cut Christmas trees and short rotation woody crops	-	-
Other crops and hay	13	28
Poultry and eggs	10	(D)
Cattle and calves	35	276
Milk and other dairy products from cows	3	819
Hogs and pigs	9	5
Sheep, goats, and their products	13	35
Horses, ponies, mules, burros, and donkeys	7	8
Aquaculture	-	-
Other animals and other animal products	2	(D)
TOP CROP ITEMS (acres)		
Forage - land used for all hay and haylage, grass silage, and greenchop	45	1,310
Corn for silage or greenchop	3	75
Corn for grain	2	(D)
Oats for grain	2	(D)
Short-rotation woody crops	2	(D)
TOP LIVESTOCK INVENTORY ITEMS (number)		
Cattle and calves	66	1,435
Sheep and lambs	13	321
Horses and ponies	46	280
Goats, all	5	(D)
Layers	11	207

Operator Characteristics

Item	Quantity
Primary occupation:	
Farming	36
Other	75
Days worked off farm:	
None	35
Any	76
Years on present farm:	
2 years or less	3
3 to 4 years	13
5 to 9 years	20
10 years or more	75
Age group:	
Under 45 years	14
45 to 64 years	68
65 years and over	29
Average age of principal operator (years)	57.7

Economic Characteristics

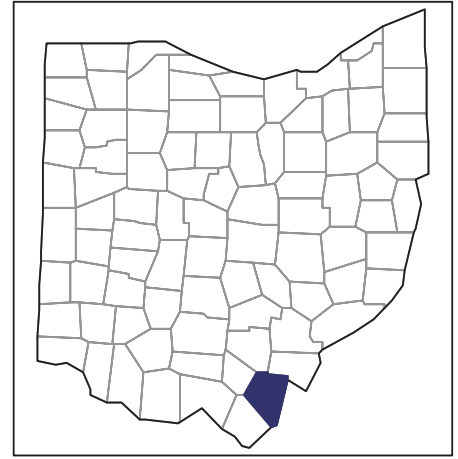
Item	Quantity
Farms by value of sales:	
Less than \$1,000	53
\$1,000 to \$2,499	21
\$2,500 to \$4,999	15
\$5,000 to \$9,999	13
\$10,000 to \$49,999	5
\$50,000 to \$99,999	2
\$100,000 to \$249,999	-
\$250,000 to \$499,999	2
\$500,000 or more	-
Total farm production expenses (\$1,000)	1,418
Average per farm (\$)	12,774
Net cash farm income of operation (\$1,000)	-120
Average per farm (\$)	-1,078
Value of agricultural products sold directly to individuals for human consumption (\$1,000)	3
Total organic product sales (\$1,000)	-
Total income from farm-related sources, gross before taxes and expenses (\$1,000)	54

See "Census of Agriculture, Volume 1, Geographic Area Series" for complete footnotes, explanations, definitions, and methodology.
(D) Cannot be disclosed. (Z) Less than half of the unit shown.

2007 CENSUS OF AGRICULTURE

Gallia County – Ohio

Farms with Spanish, Hispanic, or Latino Operators Compared with All Farms



Data are not available at this geographic level for farms with Spanish, Hispanic, or Latino operators.



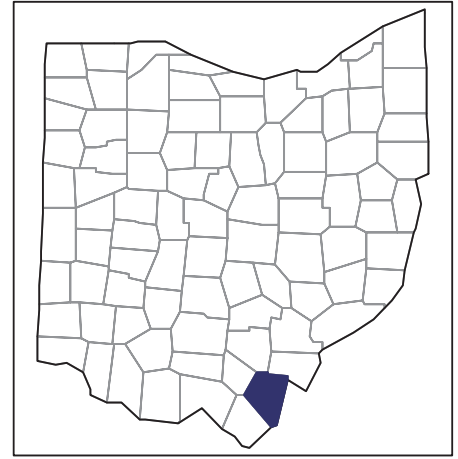
United States Department of Agriculture
National Agricultural Statistics Service

www.agcensus.usda.gov

2007 CENSUS *OF* AGRICULTURE

Gallia County – Ohio

Farms with American Indian or Alaska
Native Operators Compared with All
Farms



Data are not available at this geographic level for farms with American Indian or Alaska Native operators.



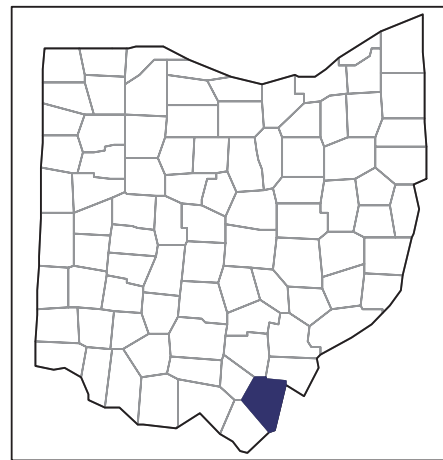
United States Department of Agriculture
National Agricultural Statistics Service

www.agcensus.usda.gov

2007 CENSUS OF AGRICULTURE

Gallia County – Ohio

Farms with Asian Operators
Compared with All Farms



Data are not available at this geographic level for farms with Asian operators.



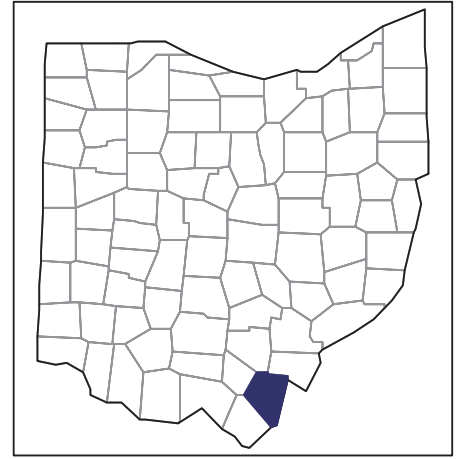
United States Department of Agriculture
National Agricultural Statistics Service

www.agcensus.usda.gov

2007 CENSUS OF AGRICULTURE

Gallia County – Ohio

Farms with Black or African American Operators Compared with All Farms



Data are not available at this geographic level for farms with Black or African American operators.



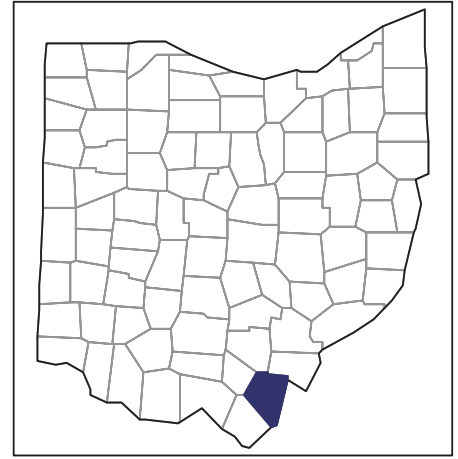
United States Department of Agriculture
National Agricultural Statistics Service

www.agcensus.usda.gov

2007 CENSUS *OF* AGRICULTURE

Gallia County – Ohio

Farms with Native Hawaiian or Other
Pacific Islander Operators Compared
with All Farms



Data are not available at this geographic level for farms with Native Hawaiian or Other Pacific Islander operators.



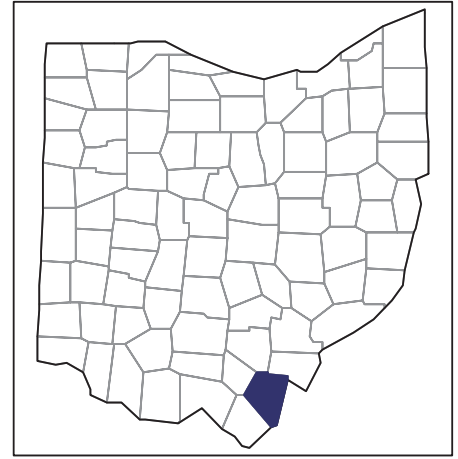
United States Department of Agriculture
National Agricultural Statistics Service

www.agcensus.usda.gov

2007 CENSUS OF AGRICULTURE

Gallia County – Ohio

Farms with White Operators
Compared with All Farms



Data are not available at this geographic level for farms with White operators.



United States Department of Agriculture
National Agricultural Statistics Service

www.agcensus.usda.gov

