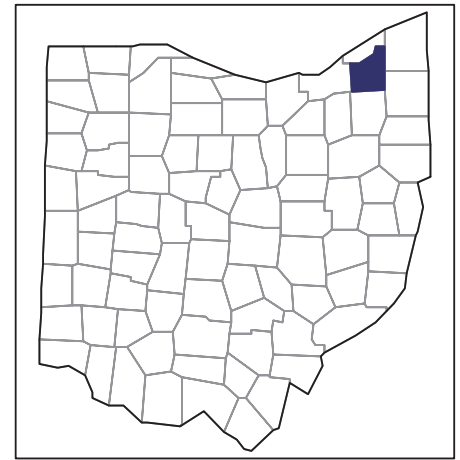


# 2007 CENSUS OF AGRICULTURE



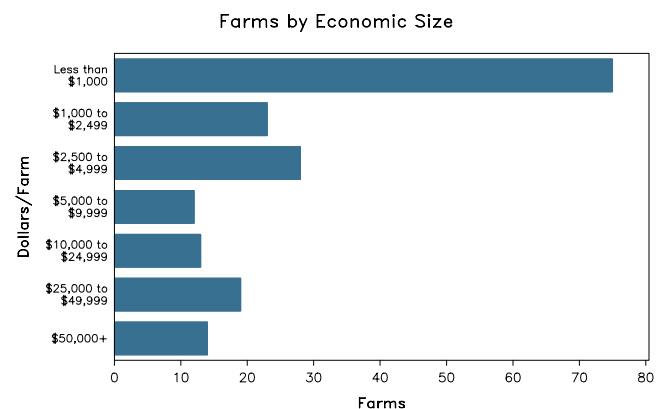
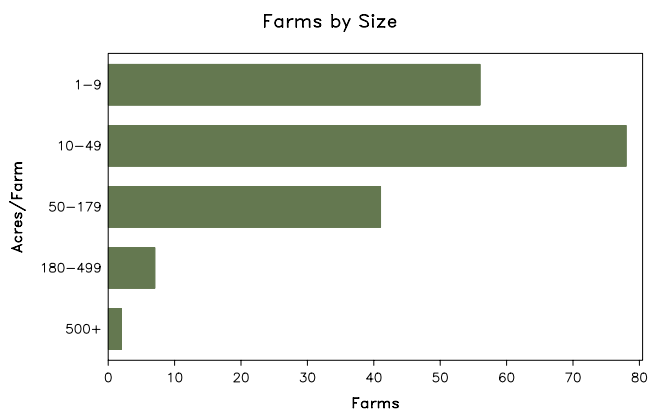
## Geauga County – Ohio

### Farms with Women Principal Operators Compared with All Farms

	Women Principal Operators	All Farms
<b>Number of Farms</b>	184	888
<b>Land in Farms</b>	8,883 acres	56,558 acres
<b>Average Size of Farm</b>	48 acres	64 acres
<b>Market Value of Products Sold</b>	\$2,634,000	\$26,858,000
Crop Sales	\$870,000	\$13,062,000
Livestock Sales	\$1,765,000	\$13,796,000
Average Per Farm	\$14,317	\$30,246
<b>Government Payments</b>	\$16,000	\$428,000
Average Per Farm Receiving Payments	\$825	\$5,097

See footnotes on reverse page.

### Farms with Women Principal Operators



# 2007 CENSUS OF AGRICULTURE

## Geauga County – Ohio Farms with Women Principal Operators

### Selected Highlights

Item	Farms	Quantity
<b>MARKET VALUE OF AGRICULTURAL PRODUCTS SOLD (\$1,000)</b>		
Total value of agricultural products sold	184	2,634
Value of crops including nursery and greenhouse	76	870
Value of livestock, poultry, and their products	82	1,765
<b>VALUE OF SALES BY COMMODITY GROUP (\$1,000)</b>		
Grains, oilseeds, dry beans, and dry peas	20	(D)
Tobacco	-	-
Cotton and cottonseed	-	-
Vegetables, melons, potatoes and sweet potatoes	14	101
Fruits, tree nuts, and berries	8	(D)
Nursery, greenhouse, floriculture, and sod	10	303
Cut Christmas trees and short rotation woody crops	1	(D)
Other crops and hay	38	287
Poultry and eggs	17	13
Cattle and calves	21	51
Milk and other dairy products from cows	13	666
Hogs and pigs	8	29
Sheep, goats, and their products	14	16
Horses, ponies, mules, burros, and donkeys	20	714
Aquaculture	-	-
Other animals and other animal products	27	276
<b>TOP CROP ITEMS (acres)</b>		
Forage - land used for all hay and haylage, grass silage, and greenchop	64	1,647
Corn for grain	19	420
Corn for silage or greenchop	13	165
Oats for grain	11	106
Soybeans for beans	1	(D)
<b>TOP LIVESTOCK INVENTORY ITEMS (number)</b>		
Horses and ponies	88	753
Cattle and calves	28	618
Alpacas	30	460
Broilers and other meat-type chickens	5	450
Layers	14	354

### Operator Characteristics

Item	Quantity
Primary occupation:	
Farming	106
Other	78
Days worked off farm:	
None	67
Any	117
Years on present farm:	
2 years or less	6
3 to 4 years	12
5 to 9 years	43
10 years or more	123
Age group:	
Under 45 years	33
45 to 64 years	100
65 years and over	51
Average age of principal operator (years)	57.0

### Economic Characteristics

Item	Quantity
Farms by value of sales:	
Less than \$1,000	78
\$1,000 to \$2,499	20
\$2,500 to \$4,999	28
\$5,000 to \$9,999	12
\$10,000 to \$49,999	32
\$50,000 to \$99,999	11
\$100,000 to \$249,999	2
\$250,000 to \$499,999	1
\$500,000 or more	-
Total farm production expenses (\$1,000)	4,369
Average per farm (\$)	23,744
Net cash farm income of operation (\$1,000)	-782
Average per farm (\$)	-4,249
Value of agricultural products sold directly to individuals for human consumption (\$1,000)	82
Total organic product sales (\$1,000)	27
Total income from farm-related sources, gross before taxes and expenses (\$1,000)	937

See "Census of Agriculture, Volume 1, Geographic Area Series" for complete footnotes, explanations, definitions, and methodology.  
(D) Cannot be disclosed. (Z) Less than half of the unit shown.

# 2007 CENSUS *OF* **AGRICULTURE**

## Geauga County – Ohio

### Farms with Spanish, Hispanic, or Latino Operators Compared with All Farms



Data are not available at this geographic level for farms with Spanish, Hispanic, or Latino operators.



United States Department of Agriculture  
National Agricultural Statistics Service

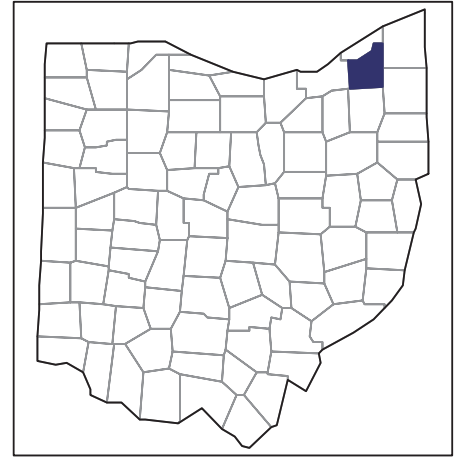
[www.agcensus.usda.gov](http://www.agcensus.usda.gov)



# 2007 CENSUS OF AGRICULTURE

Geauga County – Ohio

Farms with American Indian or Alaska Native Operators Compared with All Farms



Data are not available at this geographic level for farms with American Indian or Alaska Native operators.



United States Department of Agriculture  
National Agricultural Statistics Service

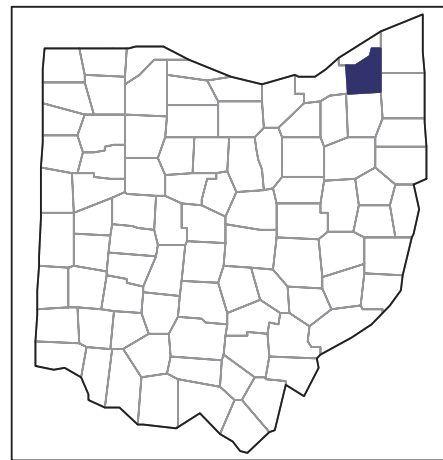
[www.agcensus.usda.gov](http://www.agcensus.usda.gov)



# 2007 CENSUS *OF* AGRICULTURE

**Geauga County – Ohio**

**Farms with Asian Operators  
Compared with All Farms**



**Data are not available at this geographic level for farms with Asian operators.**



United States Department of Agriculture  
National Agricultural Statistics Service

[www.agcensus.usda.gov](http://www.agcensus.usda.gov)





# 2007 CENSUS OF AGRICULTURE

**Geauga County – Ohio**

**Farms with Black or African American Operators Compared with All Farms**



Data are not available at this geographic level for farms with Black or African American operators.



United States Department of Agriculture  
National Agricultural Statistics Service

[www.agcensus.usda.gov](http://www.agcensus.usda.gov)



# 2007 CENSUS *OF* AGRICULTURE

**Geauga County – Ohio**

**Farms with Native Hawaiian or Other  
Pacific Islander Operators Compared  
with All Farms**



**Data are not available at this geographic level for farms with Native Hawaiian or Other Pacific Islander operators.**



United States Department of Agriculture  
National Agricultural Statistics Service

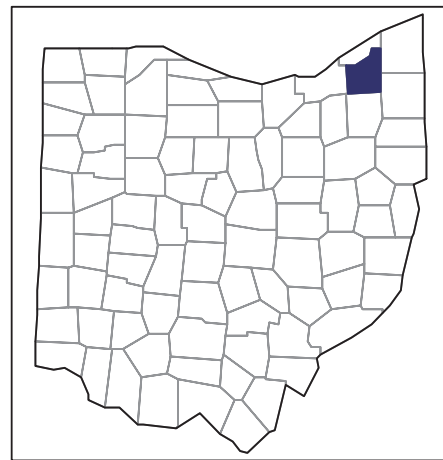
[www.agcensus.usda.gov](http://www.agcensus.usda.gov)



# 2007 CENSUS *OF* AGRICULTURE

**Geauga County – Ohio**

**Farms with White Operators  
Compared with All Farms**



**Data are not available at this geographic level for farms with White operators.**



United States Department of Agriculture  
National Agricultural Statistics Service

[www.agcensus.usda.gov](http://www.agcensus.usda.gov)

