

2007 CENSUS OF AGRICULTURE



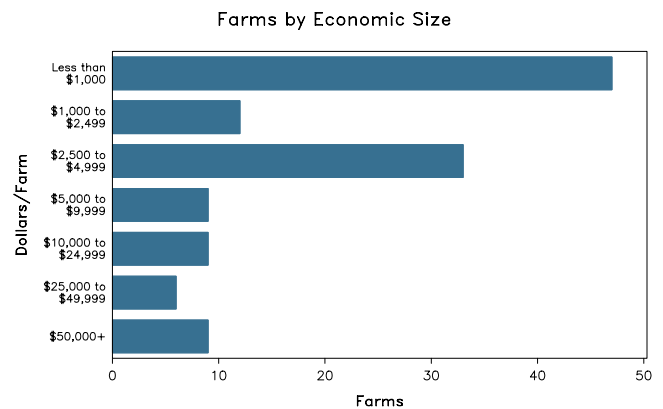
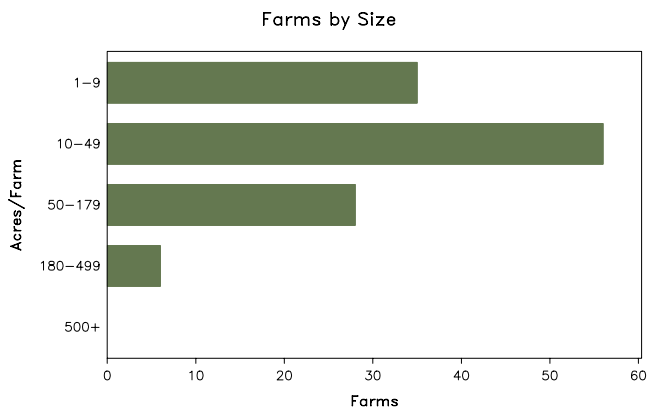
Greene County – Ohio

Farms with Women Principal Operators Compared with All Farms

	Women Principal Operators	All Farms
Number of Farms	125	776
Land in Farms	5,207 acres	162,533 acres
Average Size of Farm	42 acres	209 acres
Market Value of Products Sold	\$1,309,000	\$77,725,000
Crop Sales	\$981,000	\$69,509,000
Livestock Sales	\$328,000	\$8,216,000
Average Per Farm	\$10,475	\$100,161
Government Payments	\$79,000	\$2,867,000
Average Per Farm Receiving Payments	\$1,558	\$6,699

See footnotes on reverse page.

Farms with Women Principal Operators



2007 CENSUS OF AGRICULTURE

Greene County – Ohio Farms with Women Principal Operators

Selected Highlights

Item	Farms	Quantity
MARKET VALUE OF AGRICULTURAL PRODUCTS SOLD (\$1,000)		
Total value of agricultural products sold	125	1,309
Value of crops including nursery and greenhouse	63	981
Value of livestock, poultry, and their products	40	328
VALUE OF SALES BY COMMODITY GROUP (\$1,000)		
Grains, oilseeds, dry beans, and dry peas	30	569
Tobacco	-	-
Cotton and cottonseed	-	-
Vegetables, melons, potatoes and sweet potatoes	9	18
Fruits, tree nuts, and berries	2	(D)
Nursery, greenhouse, floriculture, and sod	6	(D)
Cut Christmas trees and short rotation woody crops	1	(D)
Other crops and hay	32	46
Poultry and eggs	14	(D)
Cattle and calves	9	103
Milk and other dairy products from cows	1	(D)
Hogs and pigs	1	(D)
Sheep, goats, and their products	8	10
Horses, ponies, mules, burros, and donkeys	13	168
Aquaculture	-	-
Other animals and other animal products	10	9
TOP CROP ITEMS (acres)		
Corn for grain	24	801
Forage - land used for all hay and haylage, grass silage, and greenchop	50	629
Soybeans for beans	15	575
Wheat for grain, all	2	(D)
Apples	2	(D)
TOP LIVESTOCK INVENTORY ITEMS (number)		
Horses and ponies	67	519
Layers	14	298
Rabbits and their pelts	2	(D)
Cattle and calves	10	144
Sheep and lambs	9	136

Operator Characteristics

Item	Quantity
Primary occupation:	
Farming	62
Other	63
Days worked off farm:	
None	45
Any	80
Years on present farm:	
2 years or less	13
3 to 4 years	13
5 to 9 years	33
10 years or more	66
Age group:	
Under 45 years	25
45 to 64 years	72
65 years and over	28
Average age of principal operator (years)	53.8

Economic Characteristics

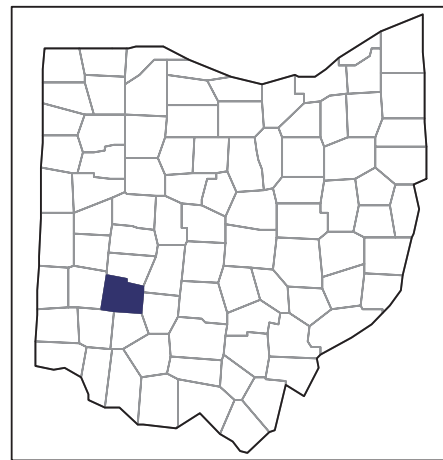
Item	Quantity
Farms by value of sales:	
Less than \$1,000	57
\$1,000 to \$2,499	8
\$2,500 to \$4,999	30
\$5,000 to \$9,999	7
\$10,000 to \$49,999	14
\$50,000 to \$99,999	7
\$100,000 to \$249,999	2
\$250,000 to \$499,999	-
\$500,000 or more	-
Total farm production expenses (\$1,000)	2,361
Average per farm (\$)	18,886
Net cash farm income of operation (\$1,000)	-347
Average per farm (\$)	-2,777
Value of agricultural products sold directly to individuals for human consumption (\$1,000)	11
Total organic product sales (\$1,000)	-
Total income from farm-related sources, gross before taxes and expenses (\$1,000)	625

See "Census of Agriculture, Volume 1, Geographic Area Series" for complete footnotes, explanations, definitions, and methodology.
(D) Cannot be disclosed. (Z) Less than half of the unit shown.

2007 CENSUS *OF* AGRICULTURE

Greene County – Ohio

Farms with Spanish, Hispanic, or Latino Operators Compared with All Farms



Data are not available at this geographic level for farms with Spanish, Hispanic, or Latino operators.



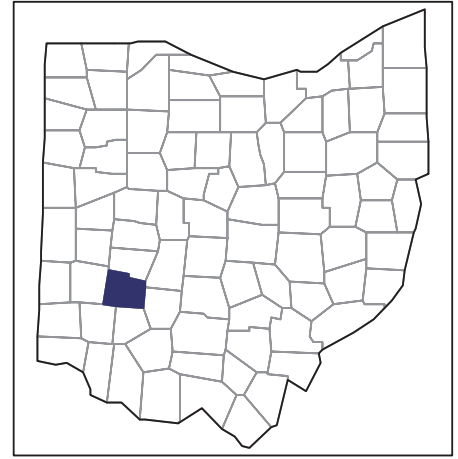
United States Department of Agriculture
National Agricultural Statistics Service

www.agcensus.usda.gov

2007 CENSUS *OF* AGRICULTURE

Greene County – Ohio

**Farms with American Indian or Alaska
Native Operators Compared with All
Farms**



Data are not available at this geographic level for farms with American Indian or Alaska Native operators.



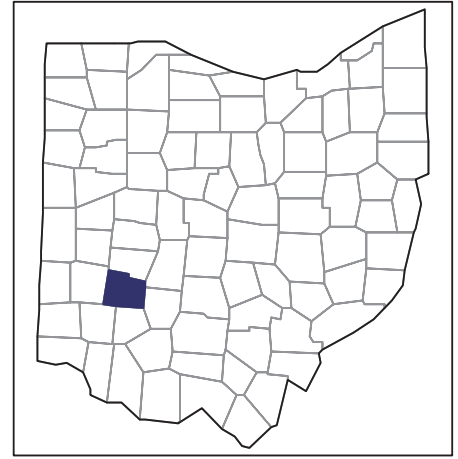
United States Department of Agriculture
National Agricultural Statistics Service

www.agcensus.usda.gov

2007 CENSUS *OF* **AGRICULTURE**

Greene County – Ohio

**Farms with Asian Operators
Compared with All Farms**



Data are not available at this geographic level for farms with Asian operators.



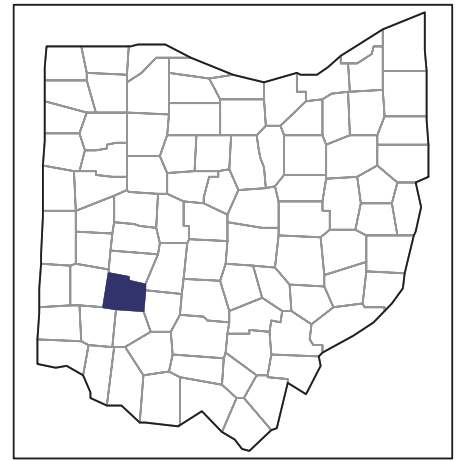
United States Department of Agriculture
National Agricultural Statistics Service

www.agcensus.usda.gov

2007 CENSUS *OF* **AGRICULTURE**

Greene County – Ohio

**Farms with Black or African American
Operators Compared with All Farms**



Data are not available at this geographic level for farms with Black or African American operators.



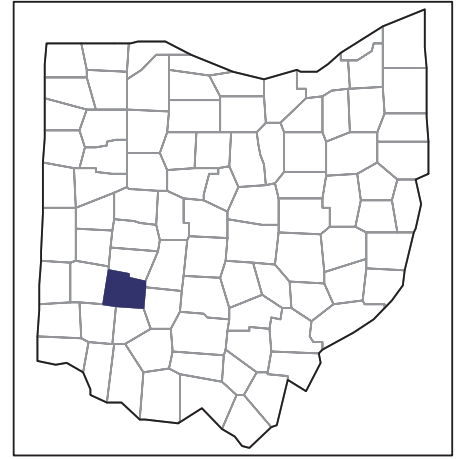
United States Department of Agriculture
National Agricultural Statistics Service

www.agcensus.usda.gov

2007 CENSUS *OF* AGRICULTURE

Greene County – Ohio

**Farms with Native Hawaiian or Other
Pacific Islander Operators Compared
with All Farms**



Data are not available at this geographic level for farms with Native Hawaiian or Other Pacific Islander operators.



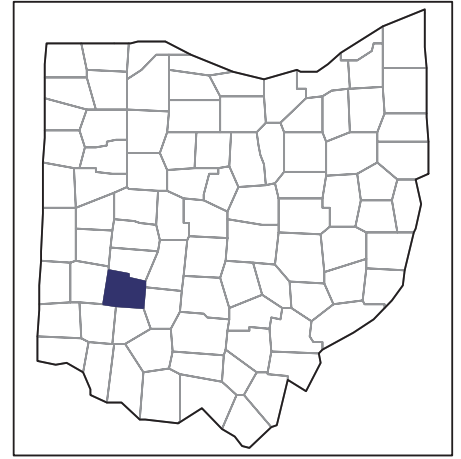
United States Department of Agriculture
National Agricultural Statistics Service

www.agcensus.usda.gov

2007 CENSUS *OF* **AGRICULTURE**

Greene County – Ohio

**Farms with White Operators
Compared with All Farms**



Data are not available at this geographic level for farms with White operators.



United States Department of Agriculture
National Agricultural Statistics Service

www.agcensus.usda.gov

