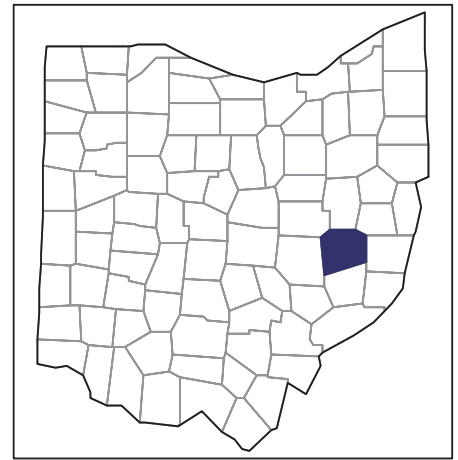


# 2007 CENSUS OF AGRICULTURE



## Guernsey County – Ohio

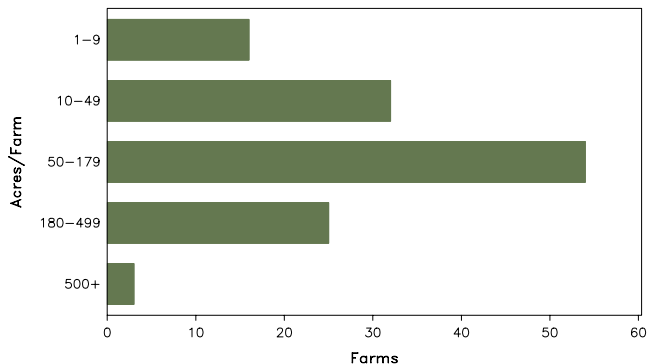
### Farms with Women Principal Operators Compared with All Farms

	Women Principal Operators	All Farms
<b>Number of Farms</b>	130	883
<b>Land in Farms</b>	15,719 acres	137,584 acres
<b>Average Size of Farm</b>	121 acres	156 acres
<b>Market Value of Products Sold</b>	\$2,039,000	\$17,835,000
Crop Sales	\$467,000	\$4,597,000
Livestock Sales	\$1,573,000	\$13,238,000
Average Per Farm	\$15,686	\$20,199
<b>Government Payments</b>	\$41,000	\$277,000
Average Per Farm Receiving Payments	\$1,804	\$1,953

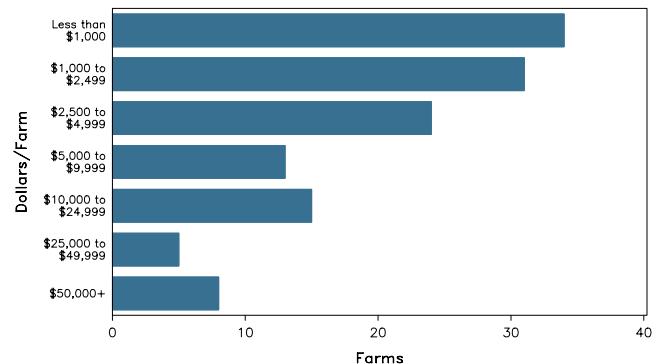
See footnotes on reverse page.

### Farms with Women Principal Operators

Farms by Size



Farms by Economic Size



# 2007 CENSUS OF AGRICULTURE

## Guernsey County – Ohio Farms with Women Principal Operators

### Selected Highlights

Item	Farms	Quantity
<b>MARKET VALUE OF AGRICULTURAL PRODUCTS SOLD (\$1,000)</b>		
Total value of agricultural products sold	130	2,039
Value of crops including nursery and greenhouse	46	467
Value of livestock, poultry, and their products	87	1,573
<b>VALUE OF SALES BY COMMODITY GROUP (\$1,000)</b>		
Grains, oilseeds, dry beans, and dry peas	4	117
Tobacco	-	-
Cotton and cottonseed	-	-
Vegetables, melons, potatoes and sweet potatoes	4	14
Fruits, tree nuts, and berries	1	(D)
Nursery, greenhouse, floriculture, and sod	5	151
Cut Christmas trees and short rotation woody crops	4	(D)
Other crops and hay	36	163
Poultry and eggs	5	2
Cattle and calves	44	1,249
Milk and other dairy products from cows	1	(D)
Hogs and pigs	9	(D)
Sheep, goats, and their products	17	37
Horses, ponies, mules, burros, and donkeys	22	58
Aquaculture	-	-
Other animals and other animal products	8	(D)
<b>TOP CROP ITEMS (acres)</b>		
Forage - land used for all hay and haylage, grass silage, and greenchop	75	3,080
Soybeans for beans	2	(D)
Corn for grain	3	(D)
Cut Christmas trees	6	98
Barley for grain	1	(D)
<b>TOP LIVESTOCK INVENTORY ITEMS (number)</b>		
Cattle and calves	54	2,409
Sheep and lambs	8	573
Horses and ponies	53	358
Goats, all	16	193
Hogs and pigs	9	175

### Operator Characteristics

Item	Quantity
Primary occupation:	
Farming	56
Other	74
Days worked off farm:	
None	49
Any	81
Years on present farm:	
2 years or less	7
3 to 4 years	5
5 to 9 years	33
10 years or more	85
Age group:	
Under 45 years	37
45 to 64 years	57
65 years and over	36
Average age of principal operator (years)	54.7

### Economic Characteristics

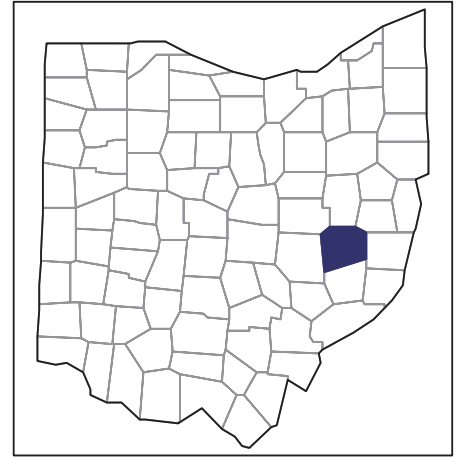
Item	Quantity
Farms by value of sales:	
Less than \$1,000	40
\$1,000 to \$2,499	27
\$2,500 to \$4,999	23
\$5,000 to \$9,999	14
\$10,000 to \$49,999	18
\$50,000 to \$99,999	-
\$100,000 to \$249,999	6
\$250,000 to \$499,999	2
\$500,000 or more	-
Total farm production expenses (\$1,000)	2,227
Average per farm (\$)	17,134
Net cash farm income of operation (\$1,000)	-113
Average per farm (\$)	-867
Value of agricultural products sold directly to individuals for human consumption (\$1,000)	17
Total organic product sales (\$1,000)	-
Total income from farm-related sources, gross before taxes and expenses (\$1,000)	34

See "Census of Agriculture, Volume 1, Geographic Area Series" for complete footnotes, explanations, definitions, and methodology.  
(D) Cannot be disclosed. (Z) Less than half of the unit shown.

# 2007 CENSUS OF AGRICULTURE

## Guernsey County – Ohio

### Farms with Spanish, Hispanic, or Latino Operators Compared with All Farms



Data are not available at this geographic level for farms with Spanish, Hispanic, or Latino operators.



United States Department of Agriculture  
National Agricultural Statistics Service

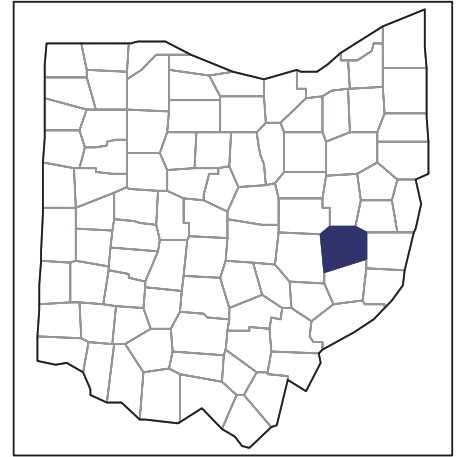
[www.agcensus.usda.gov](http://www.agcensus.usda.gov)



# 2007 CENSUS OF AGRICULTURE

## Guernsey County – Ohio

### Farms with American Indian or Alaska Native Operators Compared with All Farms



Data are not available at this geographic level for farms with American Indian or Alaska Native operators.



United States Department of Agriculture  
National Agricultural Statistics Service

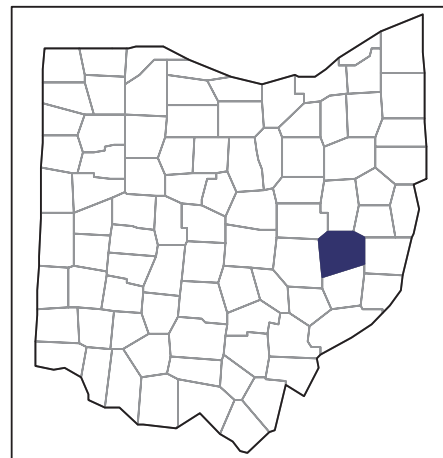
[www.agcensus.usda.gov](http://www.agcensus.usda.gov)



# 2007 CENSUS *OF* **AGRICULTURE**

**Guernsey County – Ohio**

**Farms with Asian Operators  
Compared with All Farms**



**Data are not available at this geographic level for farms with Asian operators.**



United States Department of Agriculture  
National Agricultural Statistics Service

[www.agcensus.usda.gov](http://www.agcensus.usda.gov)

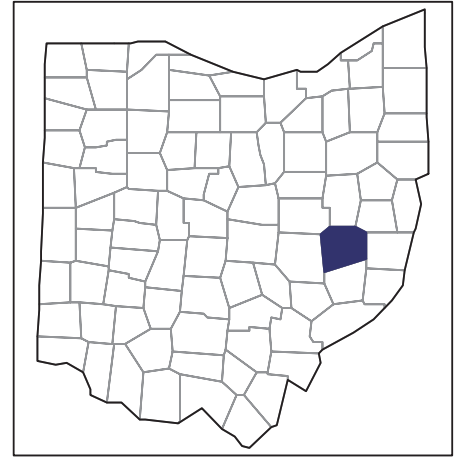




# 2007 CENSUS OF AGRICULTURE

**Guernsey County – Ohio**

**Farms with Black or African American Operators Compared with All Farms**



Data are not available at this geographic level for farms with Black or African American operators.



United States Department of Agriculture  
National Agricultural Statistics Service

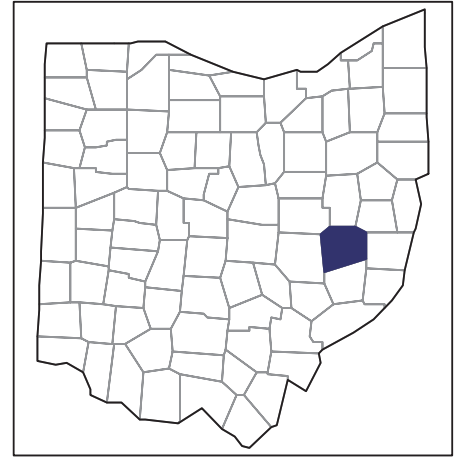
[www.agcensus.usda.gov](http://www.agcensus.usda.gov)



# 2007 CENSUS *OF* AGRICULTURE

## Guernsey County – Ohio

### Farms with Native Hawaiian or Other Pacific Islander Operators Compared with All Farms



Data are not available at this geographic level for farms with Native Hawaiian or Other Pacific Islander operators.



United States Department of Agriculture  
National Agricultural Statistics Service

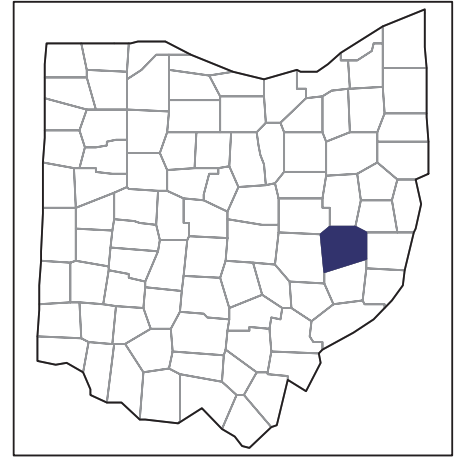
[www.agcensus.usda.gov](http://www.agcensus.usda.gov)



# 2007 CENSUS OF AGRICULTURE

**Guernsey County – Ohio**

**Farms with White Operators  
Compared with All Farms**



**Data are not available at this geographic level for farms with White operators.**



United States Department of Agriculture  
National Agricultural Statistics Service

[www.agcensus.usda.gov](http://www.agcensus.usda.gov)

