

2007 CENSUS OF AGRICULTURE



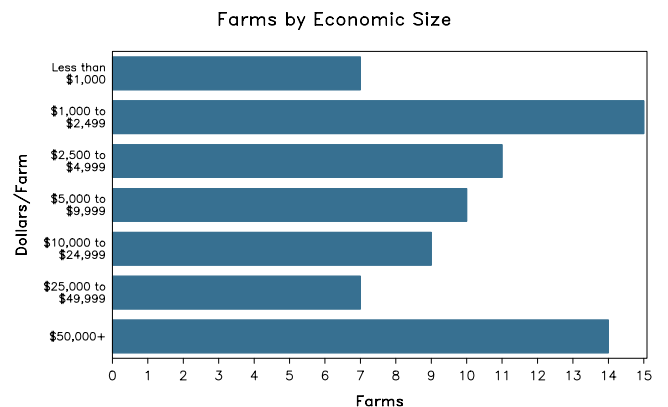
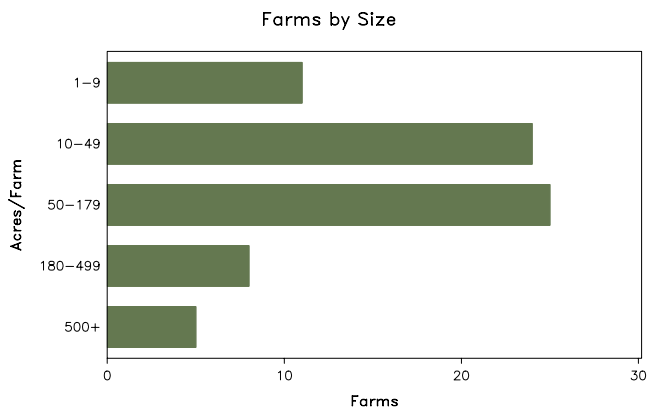
Hancock County – Ohio

Farms with Women Principal Operators Compared with All Farms

	Women Principal Operators	All Farms
Number of Farms	73	922
Land in Farms	8,882 acres	247,981 acres
Average Size of Farm	122 acres	269 acres
Market Value of Products Sold	\$2,565,000	\$101,087,000
Crop Sales	\$2,351,000	\$83,949,000
Livestock Sales	\$215,000	\$17,138,000
Average Per Farm	\$35,144	\$109,639
Government Payments	\$220,000	\$4,674,000
Average Per Farm Receiving Payments	\$4,004	\$6,325

See footnotes on reverse page.

Farms with Women Principal Operators



2007 CENSUS OF AGRICULTURE

Hancock County – Ohio Farms with Women Principal Operators

Selected Highlights

Item	Farms	Quantity
MARKET VALUE OF AGRICULTURAL PRODUCTS SOLD (\$1,000)		
Total value of agricultural products sold	73	2,565
Value of crops including nursery and greenhouse	38	2,351
Value of livestock, poultry, and their products	21	215
VALUE OF SALES BY COMMODITY GROUP (\$1,000)		
Grains, oilseeds, dry beans, and dry peas	34	(D)
Tobacco	-	-
Cotton and cottonseed	-	-
Vegetables, melons, potatoes and sweet potatoes	-	-
Fruits, tree nuts, and berries	-	-
Nursery, greenhouse, floriculture, and sod	2	(D)
Cut Christmas trees and short rotation woody crops	-	-
Other crops and hay	5	(D)
Poultry and eggs	2	(D)
Cattle and calves	3	9
Milk and other dairy products from cows	-	-
Hogs and pigs	6	6
Sheep, goats, and their products	8	(D)
Horses, ponies, mules, burros, and donkeys	2	(D)
Aquaculture	-	-
Other animals and other animal products	4	(D)
TOP CROP ITEMS (acres)		
Soybeans for beans	25	3,555
Corn for grain	29	2,229
Wheat for grain, all	20	1,032
Forage - land used for all hay and haylage, grass silage, and greenchop	12	333
TOP LIVESTOCK INVENTORY ITEMS (number)		
Alpacas	4	(D)
Goats, all	3	124
Sheep and lambs	5	115
Cattle and calves	6	101
Layers	3	64

Operator Characteristics

Item	Quantity
Primary occupation:	
Farming	30
Other	43
Days worked off farm:	
None	37
Any	36
Years on present farm:	
2 years or less	5
3 to 4 years	7
5 to 9 years	8
10 years or more	53
Age group:	
Under 45 years	9
45 to 64 years	23
65 years and over	41
Average age of principal operator (years)	65.6

Economic Characteristics

Item	Quantity
Farms by value of sales:	
Less than \$1,000	30
\$1,000 to \$2,499	5
\$2,500 to \$4,999	5
\$5,000 to \$9,999	5
\$10,000 to \$49,999	14
\$50,000 to \$99,999	7
\$100,000 to \$249,999	5
\$250,000 to \$499,999	1
\$500,000 or more	1
Total farm production expenses (\$1,000)	2,113
Average per farm (\$)	28,945
Net cash farm income of operation (\$1,000)	803
Average per farm (\$)	10,999
Value of agricultural products sold directly to individuals for human consumption (\$1,000)	-
Total organic product sales (\$1,000)	-
Total income from farm-related sources, gross before taxes and expenses (\$1,000)	130

See "Census of Agriculture, Volume 1, Geographic Area Series" for complete footnotes, explanations, definitions, and methodology.
(D) Cannot be disclosed. (Z) Less than half of the unit shown.

2007 CENSUS *OF* AGRICULTURE

Hancock County – Ohio

Farms with Spanish, Hispanic, or Latino Operators Compared with All Farms



Data are not available at this geographic level for farms with Spanish, Hispanic, or Latino operators.



United States Department of Agriculture
National Agricultural Statistics Service

www.agcensus.usda.gov

2007 CENSUS OF AGRICULTURE

Hancock County – Ohio

Farms with American Indian or Alaska Native Operators Compared with All Farms



Data are not available at this geographic level for farms with American Indian or Alaska Native operators.



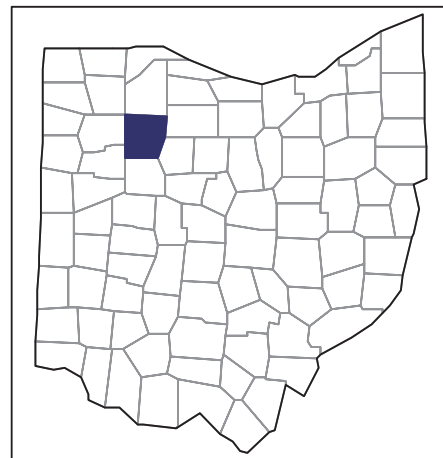
United States Department of Agriculture
National Agricultural Statistics Service

www.agcensus.usda.gov

2007 CENSUS *OF* AGRICULTURE

Hancock County – Ohio

**Farms with Asian Operators
Compared with All Farms**



Data are not available at this geographic level for farms with Asian operators.



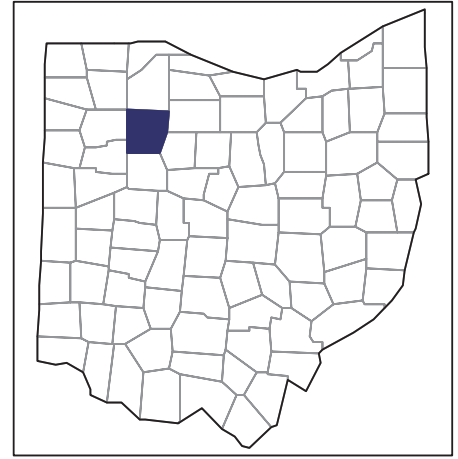
United States Department of Agriculture
National Agricultural Statistics Service

www.agcensus.usda.gov

2007 CENSUS *OF* AGRICULTURE

Hancock County – Ohio

**Farms with Black or African American
Operators Compared with All Farms**



Data are not available at this geographic level for farms with Black or African American operators.



United States Department of Agriculture
National Agricultural Statistics Service

www.agcensus.usda.gov

2007 CENSUS OF AGRICULTURE

Hancock County – Ohio

Farms with Native Hawaiian or Other Pacific Islander Operators Compared with All Farms



Data are not available at this geographic level for farms with Native Hawaiian or Other Pacific Islander operators.



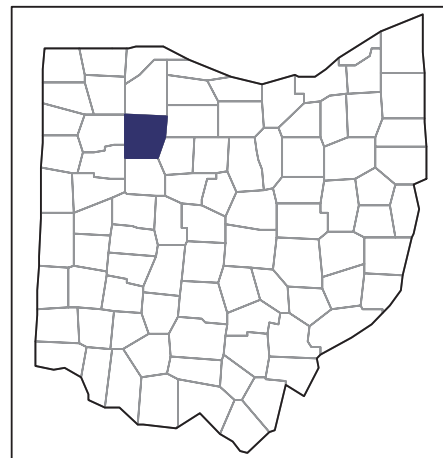
United States Department of Agriculture
National Agricultural Statistics Service

www.agcensus.usda.gov

2007 CENSUS *OF* AGRICULTURE

Hancock County – Ohio

**Farms with White Operators
Compared with All Farms**



Data are not available at this geographic level for farms with White operators.



United States Department of Agriculture
National Agricultural Statistics Service

www.agcensus.usda.gov

