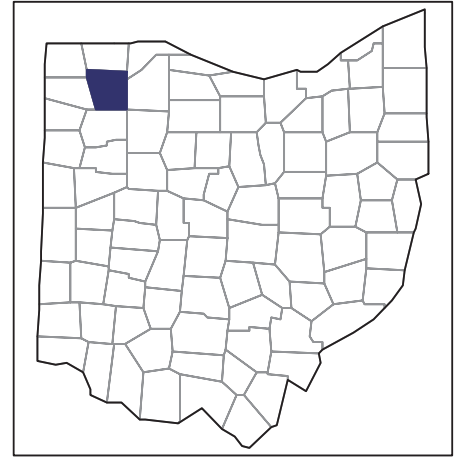


2007 CENSUS OF AGRICULTURE



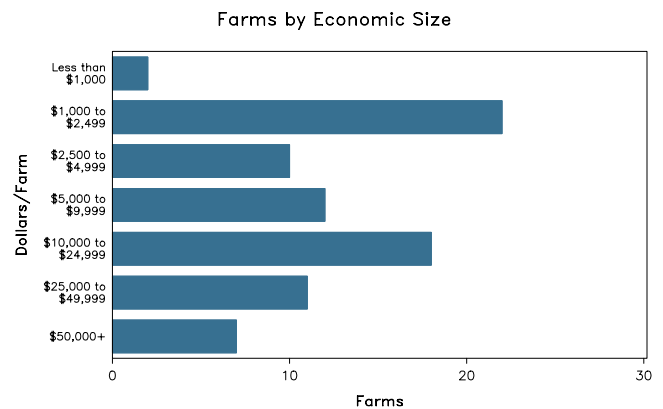
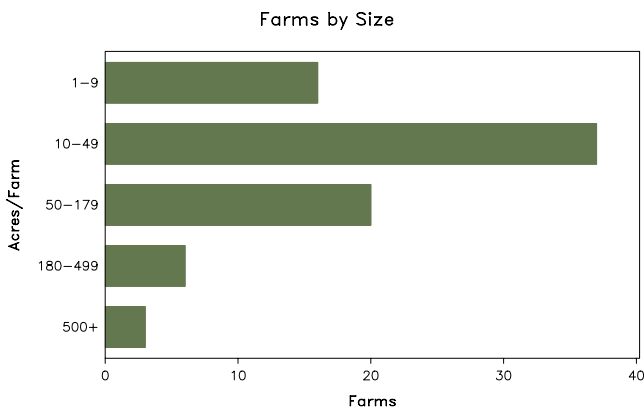
Henry County – Ohio

Farms with Women Principal Operators Compared with All Farms

	Women Principal Operators	All Farms
Number of Farms	82	881
Land in Farms	6,228 acres	232,238 acres
Average Size of Farm	76 acres	264 acres
Market Value of Products Sold	\$1,787,000	\$107,374,000
Crop Sales	\$1,701,000	\$93,450,000
Livestock Sales	\$86,000	\$13,924,000
Average Per Farm	\$21,790	\$121,878
Government Payments	\$153,000	\$4,400,000
Average Per Farm Receiving Payments	\$2,285	\$5,797

See footnotes on reverse page.

Farms with Women Principal Operators



2007 CENSUS OF AGRICULTURE

Henry County – Ohio Farms with Women Principal Operators

Selected Highlights

Item	Farms	Quantity
MARKET VALUE OF AGRICULTURAL PRODUCTS SOLD (\$1,000)		
Total value of agricultural products sold	82	1,787
Value of crops including nursery and greenhouse	55	1,701
Value of livestock, poultry, and their products	12	86
VALUE OF SALES BY COMMODITY GROUP (\$1,000)		
Grains, oilseeds, dry beans, and dry peas	46	(D)
Tobacco	-	-
Cotton and cottonseed	-	-
Vegetables, melons, potatoes and sweet potatoes	-	-
Fruits, tree nuts, and berries	-	-
Nursery, greenhouse, floriculture, and sod	4	(D)
Cut Christmas trees and short rotation woody crops	-	-
Other crops and hay	8	44
Poultry and eggs	3	3
Cattle and calves	2	(D)
Milk and other dairy products from cows	-	-
Hogs and pigs	2	(D)
Sheep, goats, and their products	4	3
Horses, ponies, mules, burros, and donkeys	5	5
Aquaculture	2	(D)
Other animals and other animal products	-	-
TOP CROP ITEMS (acres)		
Soybeans for beans	36	2,275
Corn for grain	27	1,579
Wheat for grain, all	13	472
Forage - land used for all hay and haylage, grass silage, and greenchop	10	151
Floriculture crops, total	4	(D)
TOP LIVESTOCK INVENTORY ITEMS (number)		
Broilers and other meat-type chickens	2	(D)
Layers	3	119
Horses and ponies	11	42
Mules, burros, and donkeys	5	42
Cattle and calves	5	25

Operator Characteristics

Item	Quantity
Primary occupation:	
Farming	11
Other	71
Days worked off farm:	
None	29
Any	53
Years on present farm:	
2 years or less	2
3 to 4 years	3
5 to 9 years	16
10 years or more	61
Age group:	
Under 45 years	15
45 to 64 years	32
65 years and over	35
Average age of principal operator (years)	62.0

Economic Characteristics

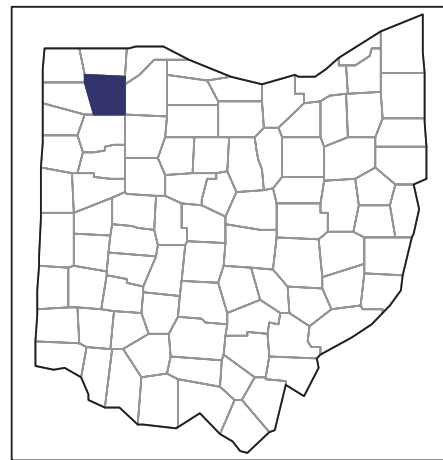
Item	Quantity
Farms by value of sales:	
Less than \$1,000	21
\$1,000 to \$2,499	9
\$2,500 to \$4,999	5
\$5,000 to \$9,999	16
\$10,000 to \$49,999	24
\$50,000 to \$99,999	3
\$100,000 to \$249,999	4
\$250,000 to \$499,999	-
\$500,000 or more	-
Total farm production expenses (\$1,000)	1,498
Average per farm (\$)	18,272
Net cash farm income of operation (\$1,000)	613
Average per farm (\$)	7,476
Value of agricultural products sold directly to individuals for human consumption (\$1,000)	5
Total organic product sales (\$1,000)	(D)
Total income from farm-related sources, gross before taxes and expenses (\$1,000)	171

See "Census of Agriculture, Volume 1, Geographic Area Series" for complete footnotes, explanations, definitions, and methodology.
(D) Cannot be disclosed. (Z) Less than half of the unit shown.

2007 CENSUS OF AGRICULTURE

Henry County – Ohio

Farms with Spanish, Hispanic, or Latino Operators Compared with All Farms



Data are not available at this geographic level for farms with Spanish, Hispanic, or Latino operators.



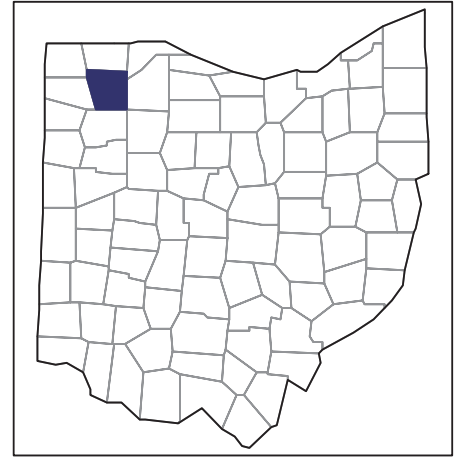
United States Department of Agriculture
National Agricultural Statistics Service

www.agcensus.usda.gov

2007 CENSUS *OF* AGRICULTURE

Henry County – Ohio

Farms with American Indian or Alaska
Native Operators Compared with All
Farms



Data are not available at this geographic level for farms with American Indian or Alaska Native operators.



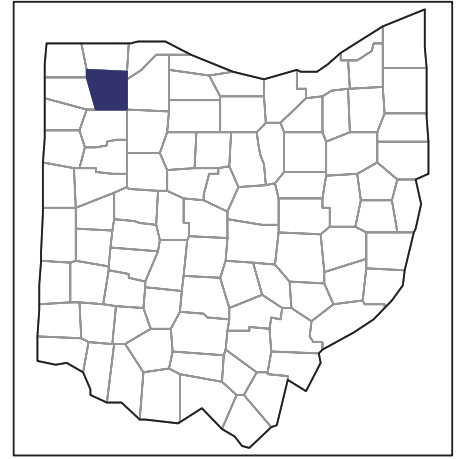
United States Department of Agriculture
National Agricultural Statistics Service

www.agcensus.usda.gov

2007 CENSUS OF AGRICULTURE

Henry County – Ohio

Farms with Asian Operators
Compared with All Farms



Data are not available at this geographic level for farms with Asian operators.



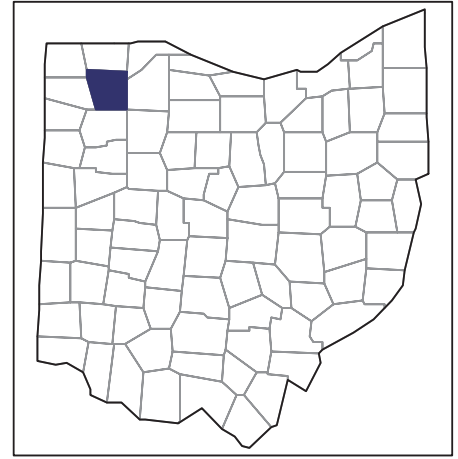
United States Department of Agriculture
National Agricultural Statistics Service

www.agcensus.usda.gov

2007 CENSUS OF AGRICULTURE

Henry County – Ohio

Farms with Black or African American Operators Compared with All Farms



Data are not available at this geographic level for farms with Black or African American operators.



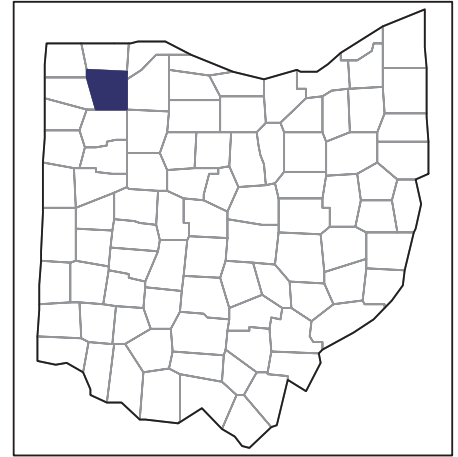
United States Department of Agriculture
National Agricultural Statistics Service

www.agcensus.usda.gov

2007 CENSUS OF AGRICULTURE

Henry County – Ohio

Farms with Native Hawaiian or Other Pacific Islander Operators Compared with All Farms



Data are not available at this geographic level for farms with Native Hawaiian or Other Pacific Islander operators.



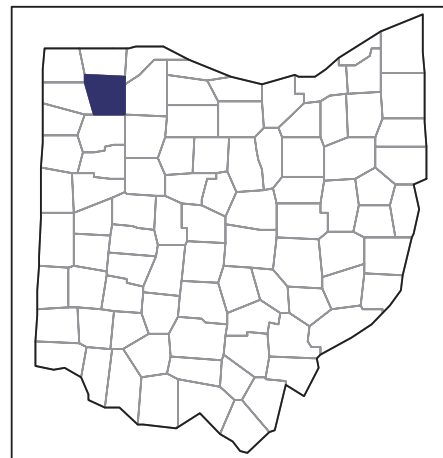
United States Department of Agriculture
National Agricultural Statistics Service

www.agcensus.usda.gov

2007 CENSUS OF AGRICULTURE

Henry County – Ohio

Farms with White Operators
Compared with All Farms



Data are not available at this geographic level for farms with White operators.



United States Department of Agriculture
National Agricultural Statistics Service

www.agcensus.usda.gov

