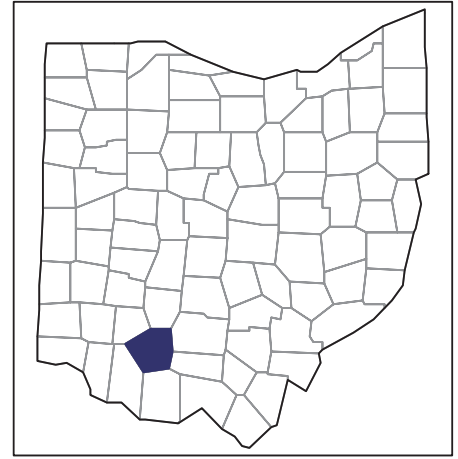


2007 CENSUS OF AGRICULTURE



Highland County – Ohio

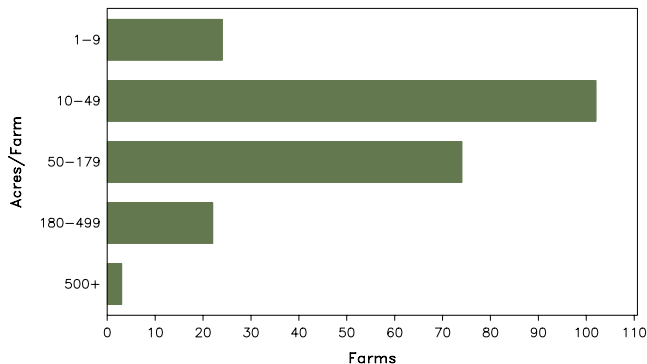
Farms with Women Principal Operators Compared with All Farms

	Women Principal Operators	All Farms
Number of Farms	225	1,497
Land in Farms	20,664 acres	269,803 acres
Average Size of Farm	92 acres	180 acres
Market Value of Products Sold	\$2,351,000	\$67,374,000
Crop Sales	\$1,666,000	\$50,389,000
Livestock Sales	\$685,000	\$16,985,000
Average Per Farm	\$10,448	\$45,006
Government Payments	\$502,000	\$5,694,000
Average Per Farm Receiving Payments	\$3,259	\$5,418

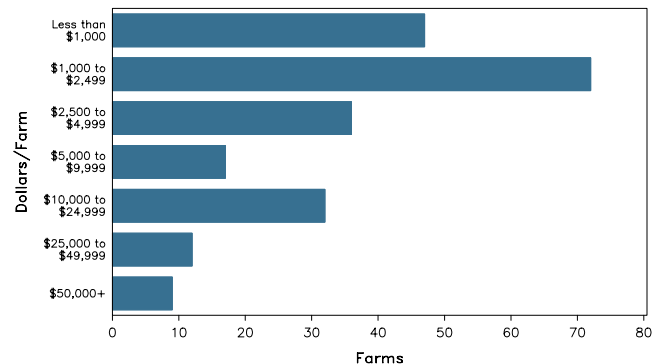
See footnotes on reverse page.

Farms with Women Principal Operators

Farms by Size



Farms by Economic Size



2007 CENSUS OF AGRICULTURE

Highland County – Ohio Farms with Women Principal Operators

Selected Highlights

Item	Farms	Quantity
MARKET VALUE OF AGRICULTURAL PRODUCTS SOLD (\$1,000)		
Total value of agricultural products sold	225	2,351
Value of crops including nursery and greenhouse	61	1,666
Value of livestock, poultry, and their products	66	685
VALUE OF SALES BY COMMODITY GROUP (\$1,000)		
Grains, oilseeds, dry beans, and dry peas	30	1,117
Tobacco	3	(D)
Cotton and cottonseed	-	-
Vegetables, melons, potatoes and sweet potatoes	6	(D)
Fruits, tree nuts, and berries	2	(D)
Nursery, greenhouse, floriculture, and sod	10	395
Cut Christmas trees and short rotation woody crops	-	-
Other crops and hay	26	53
Poultry and eggs	15	(D)
Cattle and calves	33	(D)
Milk and other dairy products from cows	2	(D)
Hogs and pigs	2	(D)
Sheep, goats, and their products	24	24
Horses, ponies, mules, burros, and donkeys	9	7
Aquaculture	-	-
Other animals and other animal products	6	-
TOP CROP ITEMS (acres)		
Soybeans for beans	22	2,041
Forage - land used for all hay and haylage, grass silage, and greenchop	56	1,278
Corn for grain	14	1,025
Wheat for grain, all	2	(D)
Corn for silage or greenchop	1	(D)
TOP LIVESTOCK INVENTORY ITEMS (number)		
Cattle and calves	50	850
Goats, all	25	386
Layers	15	374
Horses and ponies	59	310
Sheep and lambs	18	179

Operator Characteristics

Item	Quantity
Primary occupation:	
Farming	99
Other	126
Days worked off farm:	
None	109
Any	116
Years on present farm:	
2 years or less	13
3 to 4 years	27
5 to 9 years	40
10 years or more	145
Age group:	
Under 45 years	20
45 to 64 years	114
65 years and over	91
Average age of principal operator (years)	62.0

Economic Characteristics

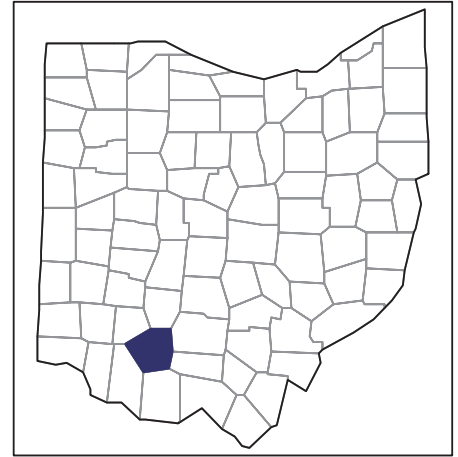
Item	Quantity
Farms by value of sales:	
Less than \$1,000	138
\$1,000 to \$2,499	24
\$2,500 to \$4,999	11
\$5,000 to \$9,999	13
\$10,000 to \$49,999	31
\$50,000 to \$99,999	5
\$100,000 to \$249,999	2
\$250,000 to \$499,999	-
\$500,000 or more	1
Total farm production expenses (\$1,000)	3,053
Average per farm (\$)	13,567
Net cash farm income of operation (\$1,000)	134
Average per farm (\$)	594
Value of agricultural products sold directly to individuals for human consumption (\$1,000)	6
Total organic product sales (\$1,000)	(D)
Total income from farm-related sources, gross before taxes and expenses (\$1,000)	334

See "Census of Agriculture, Volume 1, Geographic Area Series" for complete footnotes, explanations, definitions, and methodology.
(D) Cannot be disclosed. (Z) Less than half of the unit shown.

2007 CENSUS OF AGRICULTURE

Highland County – Ohio

Farms with Spanish, Hispanic, or Latino Operators Compared with All Farms



Data are not available at this geographic level for farms with Spanish, Hispanic, or Latino operators.



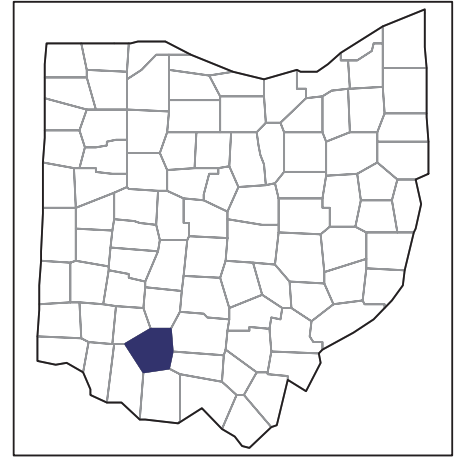
United States Department of Agriculture
National Agricultural Statistics Service

www.agcensus.usda.gov

2007 CENSUS OF AGRICULTURE

Highland County – Ohio

Farms with American Indian or Alaska Native Operators Compared with All Farms



Data are not available at this geographic level for farms with American Indian or Alaska Native operators.



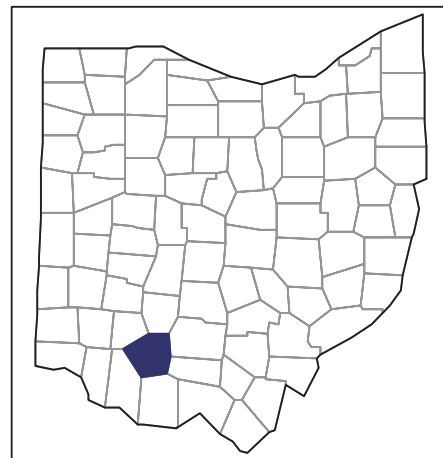
United States Department of Agriculture
National Agricultural Statistics Service

www.agcensus.usda.gov

2007 CENSUS *OF* **AGRICULTURE**

Highland County – Ohio

**Farms with Asian Operators
Compared with All Farms**



Data are not available at this geographic level for farms with Asian operators.



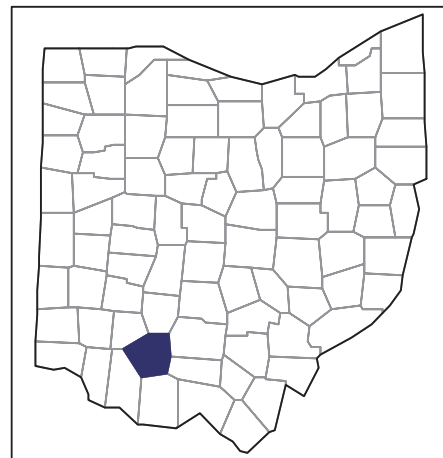
United States Department of Agriculture
National Agricultural Statistics Service

www.agcensus.usda.gov

2007 CENSUS *OF* AGRICULTURE

Highland County – Ohio

Farms with Black or African American
Operators Compared with All Farms



Data are not available at this geographic level for farms with Black or African American operators.



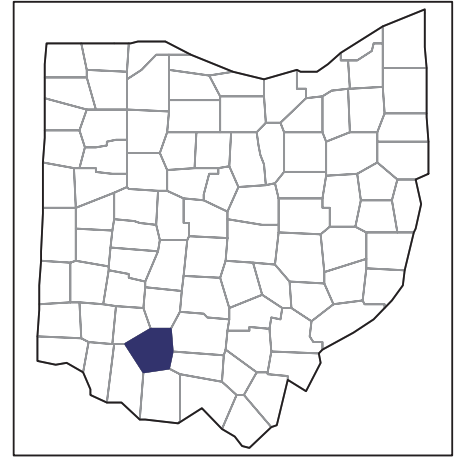
United States Department of Agriculture
National Agricultural Statistics Service

www.agcensus.usda.gov

2007 CENSUS *OF* AGRICULTURE

Highland County – Ohio

Farms with Native Hawaiian or Other Pacific Islander Operators Compared with All Farms



Data are not available at this geographic level for farms with Native Hawaiian or Other Pacific Islander operators.



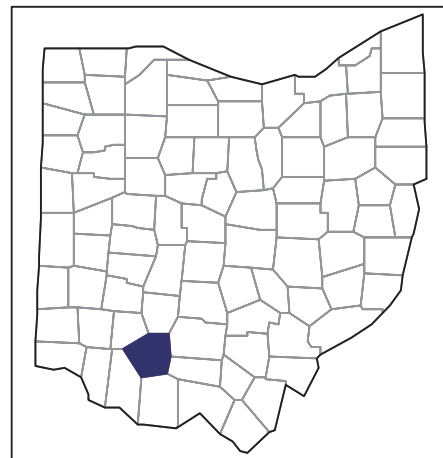
United States Department of Agriculture
National Agricultural Statistics Service

www.agcensus.usda.gov

2007 CENSUS *OF* AGRICULTURE

Highland County – Ohio

Farms with White Operators
Compared with All Farms



Data are not available at this geographic level for farms with White operators.



United States Department of Agriculture
National Agricultural Statistics Service

www.agcensus.usda.gov

