

2007 CENSUS OF AGRICULTURE



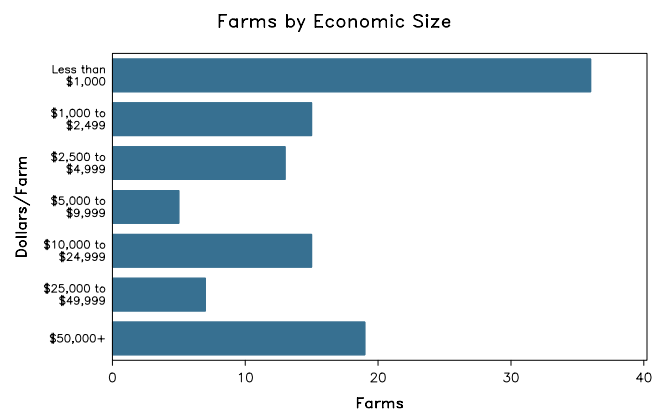
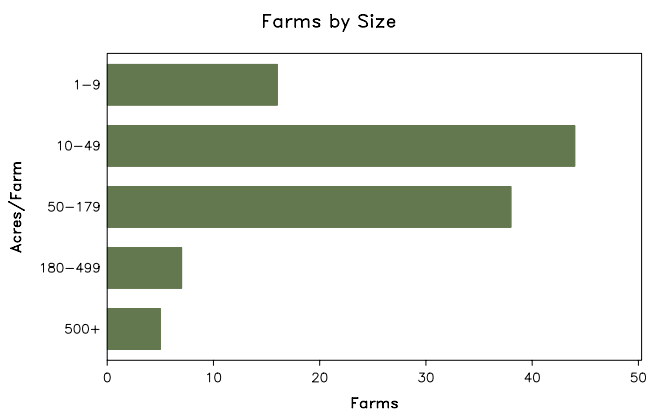
Holmes County – Ohio

Farms with Women Principal Operators Compared with All Farms

	Women Principal Operators	All Farms
Number of Farms	110	1,573
Land in Farms	10,818 acres	187,658 acres
Average Size of Farm	98 acres	119 acres
Market Value of Products Sold	\$5,079,000	\$133,827,000
Crop Sales	\$917,000	\$22,532,000
Livestock Sales	\$4,163,000	\$111,295,000
Average Per Farm	\$46,174	\$85,078
Government Payments	\$25,000	\$1,328,000
Average Per Farm Receiving Payments	\$1,339	\$4,037

See footnotes on reverse page.

Farms with Women Principal Operators



2007 CENSUS OF AGRICULTURE

Holmes County – Ohio Farms with Women Principal Operators

Selected Highlights

Item	Farms	Quantity
MARKET VALUE OF AGRICULTURAL PRODUCTS SOLD (\$1,000)		
Total value of agricultural products sold	110	5,079
Value of crops including nursery and greenhouse	42	917
Value of livestock, poultry, and their products	72	4,163
VALUE OF SALES BY COMMODITY GROUP (\$1,000)		
Grains, oilseeds, dry beans, and dry peas	19	231
Tobacco	-	-
Cotton and cottonseed	-	-
Vegetables, melons, potatoes and sweet potatoes	10	217
Fruits, tree nuts, and berries	7	114
Nursery, greenhouse, floriculture, and sod	5	276
Cut Christmas trees and short rotation woody crops	-	-
Other crops and hay	24	79
Poultry and eggs	20	1,473
Cattle and calves	36	1,847
Milk and other dairy products from cows	9	(D)
Hogs and pigs	5	49
Sheep, goats, and their products	9	(D)
Horses, ponies, mules, burros, and donkeys	21	72
Aquaculture	-	-
Other animals and other animal products	22	65
TOP CROP ITEMS (acres)		
Forage - land used for all hay and haylage, grass silage, and greenchop	38	1,343
Corn for grain	18	524
Oats for grain	17	192
Wheat for grain, all	7	130
Vegetables harvested for sale	10	96
TOP LIVESTOCK INVENTORY ITEMS (number)		
Broilers and other meat-type chickens	5	120,000
Cattle and calves	57	4,441
Pigeons or squab	3	(D)
Horses and ponies	70	643
Hogs and pigs	5	551

Operator Characteristics

Item	Quantity
Primary occupation:	
Farming	40
Other	70
Days worked off farm:	
None	46
Any	64
Years on present farm:	
2 years or less	-
3 to 4 years	4
5 to 9 years	14
10 years or more	92
Age group:	
Under 45 years	16
45 to 64 years	70
65 years and over	24
Average age of principal operator (years)	57.6

Economic Characteristics

Item	Quantity
Farms by value of sales:	
Less than \$1,000	39
\$1,000 to \$2,499	15
\$2,500 to \$4,999	10
\$5,000 to \$9,999	5
\$10,000 to \$49,999	22
\$50,000 to \$99,999	10
\$100,000 to \$249,999	5
\$250,000 to \$499,999	2
\$500,000 or more	2
Total farm production expenses (\$1,000)	4,113
Average per farm (\$)	37,392
Net cash farm income of operation (\$1,000)	1,110
Average per farm (\$)	10,090
Value of agricultural products sold directly to individuals for human consumption (\$1,000)	115
Total organic product sales (\$1,000)	(D)
Total income from farm-related sources, gross before taxes and expenses (\$1,000)	118

See "Census of Agriculture, Volume 1, Geographic Area Series" for complete footnotes, explanations, definitions, and methodology.
(D) Cannot be disclosed. (Z) Less than half of the unit shown.

2007 CENSUS *OF* AGRICULTURE

Holmes County – Ohio

Farms with Spanish, Hispanic, or Latino Operators Compared with All Farms



Data are not available at this geographic level for farms with Spanish, Hispanic, or Latino operators.



United States Department of Agriculture
National Agricultural Statistics Service

www.agcensus.usda.gov

2007 CENSUS OF AGRICULTURE

Holmes County – Ohio

Farms with American Indian or Alaska Native Operators Compared with All Farms



Data are not available at this geographic level for farms with American Indian or Alaska Native operators.



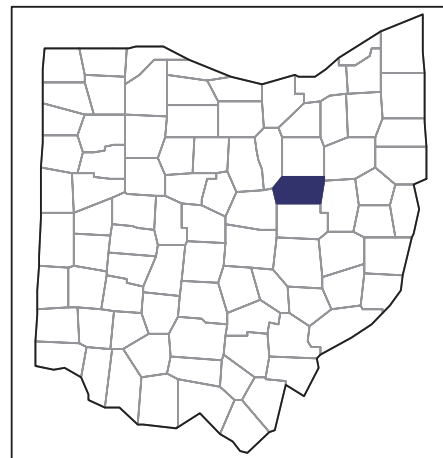
United States Department of Agriculture
National Agricultural Statistics Service

www.agcensus.usda.gov

2007 CENSUS *OF* AGRICULTURE

Holmes County – Ohio

**Farms with Asian Operators
Compared with All Farms**



Data are not available at this geographic level for farms with Asian operators.



United States Department of Agriculture
National Agricultural Statistics Service

www.agcensus.usda.gov

2007 CENSUS *OF* **AGRICULTURE**

Holmes County – Ohio

**Farms with Black or African American
Operators Compared with All Farms**



Data are not available at this geographic level for farms with Black or African American operators.



United States Department of Agriculture
National Agricultural Statistics Service

www.agcensus.usda.gov

2007 CENSUS *OF* AGRICULTURE

Holmes County – Ohio

**Farms with Native Hawaiian or Other
Pacific Islander Operators Compared
with All Farms**



Data are not available at this geographic level for farms with Native Hawaiian or Other Pacific Islander operators.



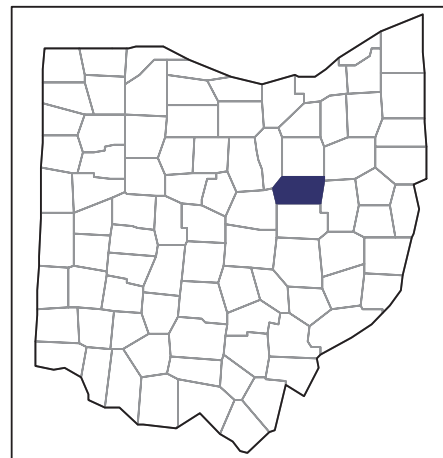
United States Department of Agriculture
National Agricultural Statistics Service

www.agcensus.usda.gov

2007 CENSUS *OF* AGRICULTURE

Holmes County – Ohio

**Farms with White Operators
Compared with All Farms**



Data are not available at this geographic level for farms with White operators.



United States Department of Agriculture
National Agricultural Statistics Service

www.agcensus.usda.gov

