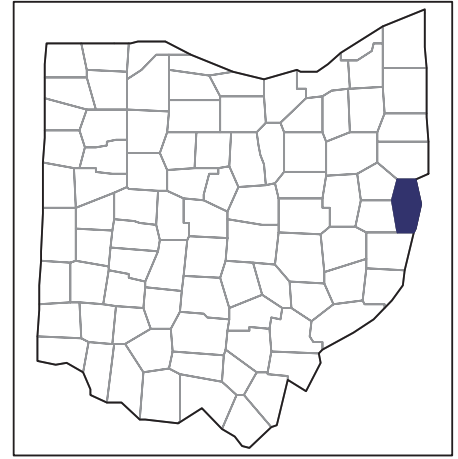


2007 CENSUS OF AGRICULTURE



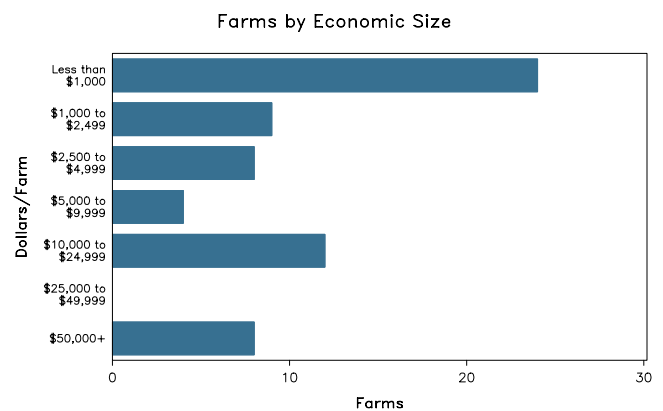
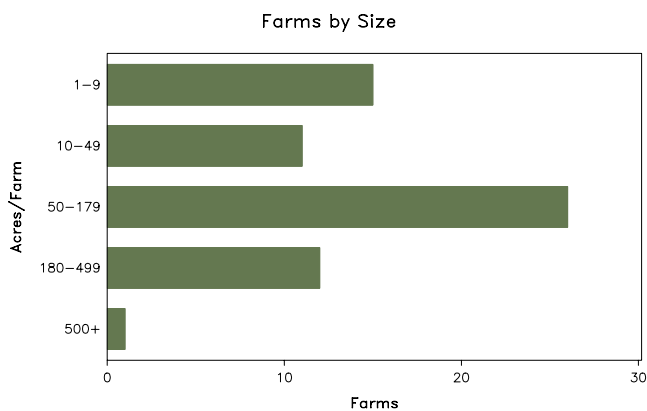
Jefferson County – Ohio

Farms with Women Principal Operators Compared with All Farms

	Women Principal Operators	All Farms
Number of Farms	65	475
Land in Farms	6,365 acres	69,468 acres
Average Size of Farm	98 acres	146 acres
Market Value of Products Sold	\$908,000	\$9,309,000
Crop Sales	\$178,000	\$3,525,000
Livestock Sales	\$730,000	\$5,784,000
Average Per Farm	\$13,968	\$19,599
Government Payments	\$46,000	\$372,000
Average Per Farm Receiving Payments	\$2,708	\$2,951

See footnotes on reverse page.

Farms with Women Principal Operators



2007 CENSUS OF AGRICULTURE

Jefferson County – Ohio Farms with Women Principal Operators

Selected Highlights

Item	Farms	Quantity
MARKET VALUE OF AGRICULTURAL PRODUCTS SOLD (\$1,000)		
Total value of agricultural products sold	65	908
Value of crops including nursery and greenhouse	22	178
Value of livestock, poultry, and their products	36	730
VALUE OF SALES BY COMMODITY GROUP (\$1,000)		
Grains, oilseeds, dry beans, and dry peas	8	(D)
Tobacco	-	-
Cotton and cottonseed	-	-
Vegetables, melons, potatoes and sweet potatoes	5	50
Fruits, tree nuts, and berries	-	-
Nursery, greenhouse, floriculture, and sod	1	(D)
Cut Christmas trees and short rotation woody crops	1	(D)
Other crops and hay	10	102
Poultry and eggs	5	5
Cattle and calves	22	(D)
Milk and other dairy products from cows	7	530
Hogs and pigs	4	(D)
Sheep, goats, and their products	6	21
Horses, ponies, mules, burros, and donkeys	12	27
Aquaculture	-	-
Other animals and other animal products	5	(D)
TOP CROP ITEMS (acres)		
Forage - land used for all hay and haylage, grass silage, and greenchop	27	1,504
Oats for grain	6	110
Corn for grain	5	100
Corn for silage or greenchop	6	90
Sorghum for silage or greenchop	6	90
TOP LIVESTOCK INVENTORY ITEMS (number)		
Cattle and calves	32	998
Horses and ponies	28	182
Layers	5	122
Pullets for laying flock replacement	3	(D)
Goats, all	11	56

Operator Characteristics

Item	Quantity
Primary occupation:	
Farming	38
Other	27
Days worked off farm:	
None	29
Any	36
Years on present farm:	
2 years or less	-
3 to 4 years	11
5 to 9 years	19
10 years or more	35
Age group:	
Under 45 years	14
45 to 64 years	33
65 years and over	18
Average age of principal operator (years)	57.6

Economic Characteristics

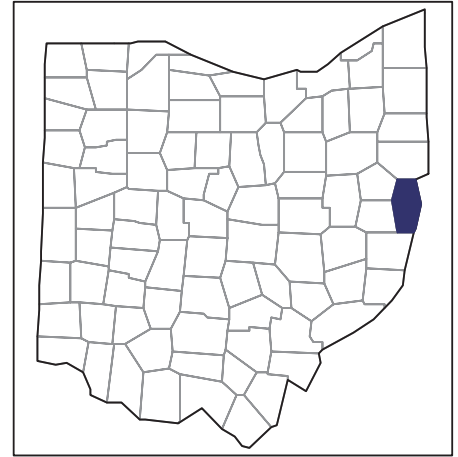
Item	Quantity
Farms by value of sales:	
Less than \$1,000	26
\$1,000 to \$2,499	7
\$2,500 to \$4,999	8
\$5,000 to \$9,999	4
\$10,000 to \$49,999	12
\$50,000 to \$99,999	7
\$100,000 to \$249,999	1
\$250,000 to \$499,999	-
\$500,000 or more	-
Total farm production expenses (\$1,000)	1,262
Average per farm (\$)	19,412
Net cash farm income of operation (\$1,000)	-307
Average per farm (\$)	-4,716
Value of agricultural products sold directly to individuals for human consumption (\$1,000)	-
Total organic product sales (\$1,000)	-
Total income from farm-related sources, gross before taxes and expenses (\$1,000)	(D)

See "Census of Agriculture, Volume 1, Geographic Area Series" for complete footnotes, explanations, definitions, and methodology.
(D) Cannot be disclosed. (Z) Less than half of the unit shown.

2007 CENSUS *OF* AGRICULTURE

Jefferson County – Ohio

Farms with Spanish, Hispanic, or Latino Operators Compared with All Farms



Data are not available at this geographic level for farms with Spanish, Hispanic, or Latino operators.



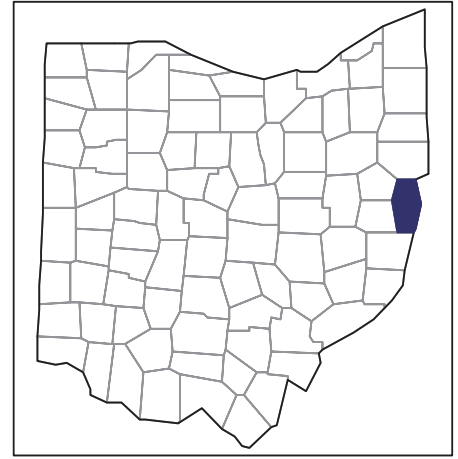
United States Department of Agriculture
National Agricultural Statistics Service

www.agcensus.usda.gov

2007 CENSUS *OF* AGRICULTURE

Jefferson County – Ohio

Farms with American Indian or Alaska Native Operators Compared with All Farms



Data are not available at this geographic level for farms with American Indian or Alaska Native operators.



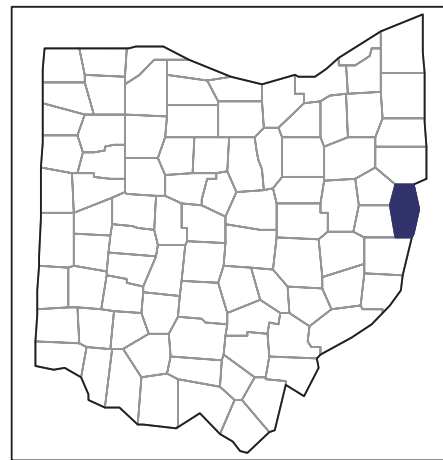
United States Department of Agriculture
National Agricultural Statistics Service

www.agcensus.usda.gov

2007 CENSUS *OF* **AGRICULTURE**

Jefferson County – Ohio

**Farms with Asian Operators
Compared with All Farms**



Data are not available at this geographic level for farms with Asian operators.



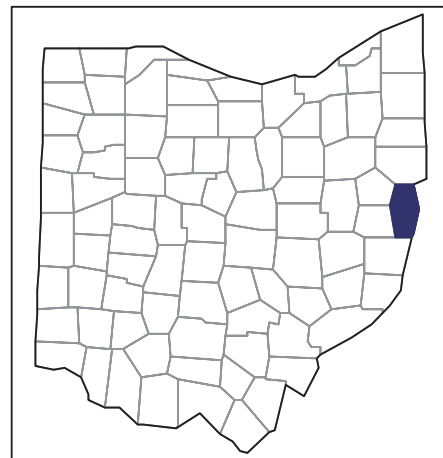
United States Department of Agriculture
National Agricultural Statistics Service

www.agcensus.usda.gov

2007 CENSUS *OF* **AGRICULTURE**

Jefferson County – Ohio

**Farms with Black or African American
Operators Compared with All Farms**



Data are not available at this geographic level for farms with Black or African American operators.



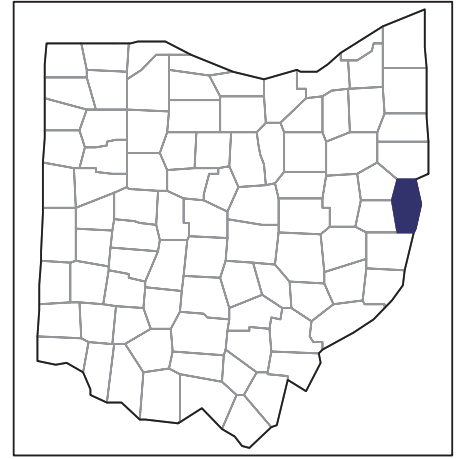
United States Department of Agriculture
National Agricultural Statistics Service

www.agcensus.usda.gov

2007 CENSUS *OF* AGRICULTURE

Jefferson County – Ohio

Farms with Native Hawaiian or Other Pacific Islander Operators Compared with All Farms



Data are not available at this geographic level for farms with Native Hawaiian or Other Pacific Islander operators.



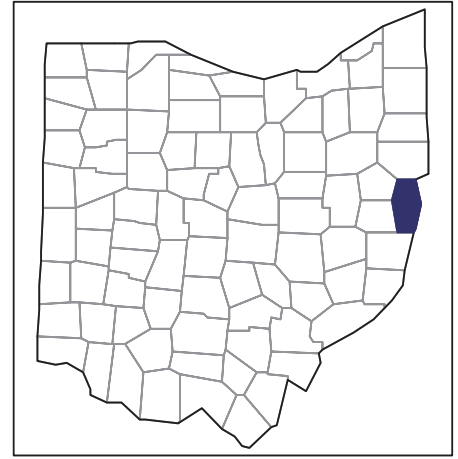
United States Department of Agriculture
National Agricultural Statistics Service

www.agcensus.usda.gov

2007 CENSUS *OF* **AGRICULTURE**

Jefferson County – Ohio

**Farms with White Operators
Compared with All Farms**



Data are not available at this geographic level for farms with White operators.



United States Department of Agriculture
National Agricultural Statistics Service

www.agcensus.usda.gov

