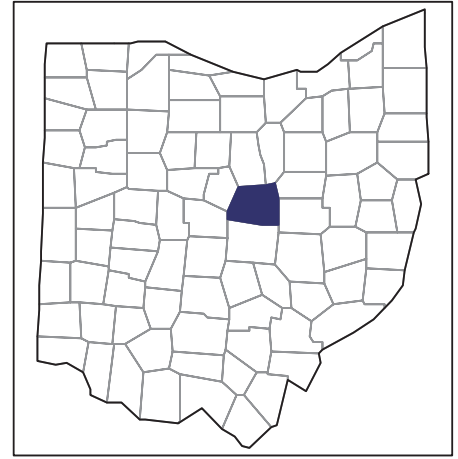


2007 CENSUS OF AGRICULTURE



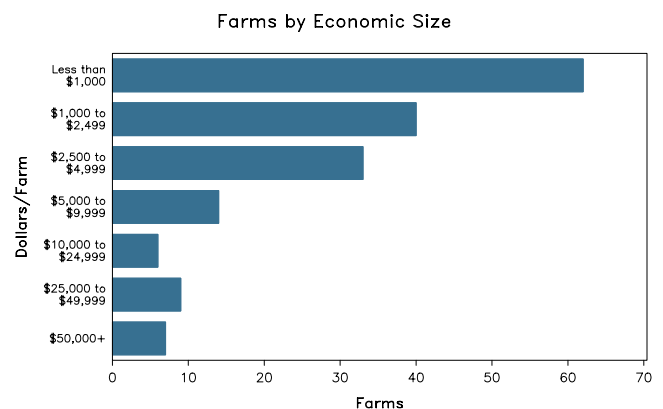
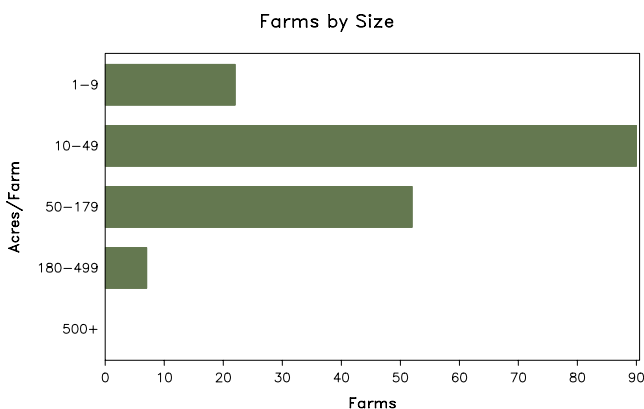
Knox County – Ohio

Farms with Women Principal Operators Compared with All Farms

	Women Principal Operators	All Farms
Number of Farms	171	1,270
Land in Farms	8,843 acres	198,244 acres
Average Size of Farm	52 acres	156 acres
Market Value of Products Sold	\$1,763,000	\$79,556,000
Crop Sales	\$1,439,000	\$46,990,000
Livestock Sales	\$325,000	\$32,565,000
Average Per Farm	\$10,313	\$62,642
Government Payments	\$109,000	\$2,563,000
Average Per Farm Receiving Payments	\$1,884	\$4,569

See footnotes on reverse page.

Farms with Women Principal Operators



2007 CENSUS OF AGRICULTURE

Knox County – Ohio Farms with Women Principal Operators

Selected Highlights

Item	Farms	Quantity
MARKET VALUE OF AGRICULTURAL PRODUCTS SOLD (\$1,000)		
Total value of agricultural products sold	171	1,763
Value of crops including nursery and greenhouse	46	1,439
Value of livestock, poultry, and their products	67	325
VALUE OF SALES BY COMMODITY GROUP (\$1,000)		
Grains, oilseeds, dry beans, and dry peas	15	318
Tobacco	-	-
Cotton and cottonseed	-	-
Vegetables, melons, potatoes and sweet potatoes	9	120
Fruits, tree nuts, and berries	10	(D)
Nursery, greenhouse, floriculture, and sod	6	12
Cut Christmas trees and short rotation woody crops	1	(D)
Other crops and hay	18	132
Poultry and eggs	15	5
Cattle and calves	27	(D)
Milk and other dairy products from cows	4	(D)
Hogs and pigs	5	(D)
Sheep, goats, and their products	28	34
Horses, ponies, mules, burros, and donkeys	12	25
Aquaculture	2	(D)
Other animals and other animal products	5	(D)
TOP CROP ITEMS (acres)		
Forage - land used for all hay and haylage, grass silage, and greenchop	49	1,194
Soybeans for beans	11	499
Corn for grain	10	384
Apples	7	112
Cut Christmas trees	3	75
TOP LIVESTOCK INVENTORY ITEMS (number)		
Hogs and pigs	1	(D)
Horses and ponies	64	483
Sheep and lambs	18	410
Cattle and calves	35	406
Goats, all	24	321

Operator Characteristics

Item	Quantity
Primary occupation:	
Farming	66
Other	105
Days worked off farm:	
None	63
Any	108
Years on present farm:	
2 years or less	9
3 to 4 years	19
5 to 9 years	41
10 years or more	102
Age group:	
Under 45 years	30
45 to 64 years	91
65 years and over	50
Average age of principal operator (years)	56.4

Economic Characteristics

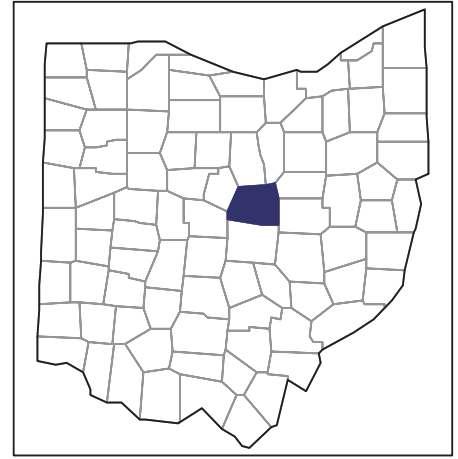
Item	Quantity
Farms by value of sales:	
Less than \$1,000	88
\$1,000 to \$2,499	30
\$2,500 to \$4,999	19
\$5,000 to \$9,999	12
\$10,000 to \$49,999	16
\$50,000 to \$99,999	5
\$100,000 to \$249,999	-
\$250,000 to \$499,999	-
\$500,000 or more	1
Total farm production expenses (\$1,000)	3,050
Average per farm (\$)	17,839
Net cash farm income of operation (\$1,000)	-901
Average per farm (\$)	-5,271
Value of agricultural products sold directly to individuals for human consumption (\$1,000)	109
Total organic product sales (\$1,000)	21
Total income from farm-related sources, gross before taxes and expenses (\$1,000)	276

See "Census of Agriculture, Volume 1, Geographic Area Series" for complete footnotes, explanations, definitions, and methodology.
(D) Cannot be disclosed. (Z) Less than half of the unit shown.

2007 CENSUS OF AGRICULTURE

Knox County – Ohio

Farms with Spanish, Hispanic, or Latino Operators Compared with All Farms



Data are not available at this geographic level for farms with Spanish, Hispanic, or Latino operators.



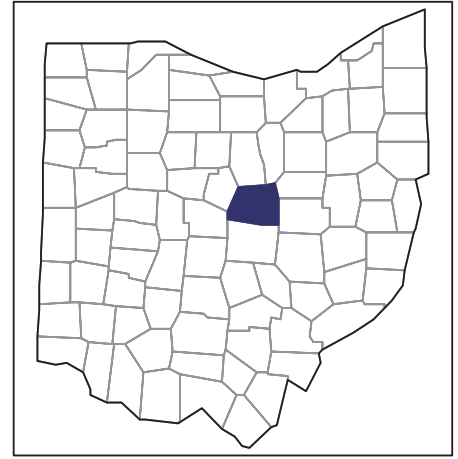
United States Department of Agriculture
National Agricultural Statistics Service

www.agcensus.usda.gov

2007 CENSUS *OF* **AGRICULTURE**

Knox County – Ohio

**Farms with American Indian or Alaska
Native Operators Compared with All
Farms**



Data are not available at this geographic level for farms with American Indian or Alaska Native operators.



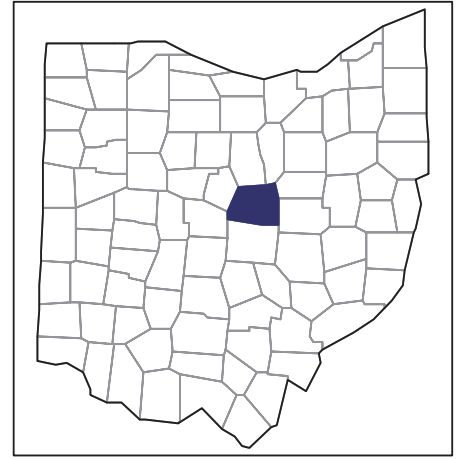
United States Department of Agriculture
National Agricultural Statistics Service

www.agcensus.usda.gov

2007 CENSUS OF AGRICULTURE

Knox County – Ohio

**Farms with Asian Operators
Compared with All Farms**



Data are not available at this geographic level for farms with Asian operators.



United States Department of Agriculture
National Agricultural Statistics Service

www.agcensus.usda.gov

2007 CENSUS *OF* **AGRICULTURE**

Knox County – Ohio

**Farms with Black or African American
Operators Compared with All Farms**



Data are not available at this geographic level for farms with Black or African American operators.



United States Department of Agriculture
National Agricultural Statistics Service

www.agcensus.usda.gov

2007 CENSUS *OF* **AGRICULTURE**

Knox County – Ohio

**Farms with Native Hawaiian or Other
Pacific Islander Operators Compared
with All Farms**



Data are not available at this geographic level for farms with Native Hawaiian or Other Pacific Islander operators.



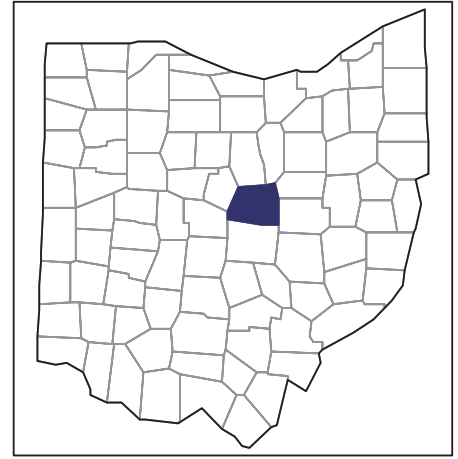
United States Department of Agriculture
National Agricultural Statistics Service

www.agcensus.usda.gov

2007 CENSUS OF AGRICULTURE

Knox County – Ohio

**Farms with White Operators
Compared with All Farms**



Data are not available at this geographic level for farms with White operators.



United States Department of Agriculture
National Agricultural Statistics Service

www.agcensus.usda.gov

