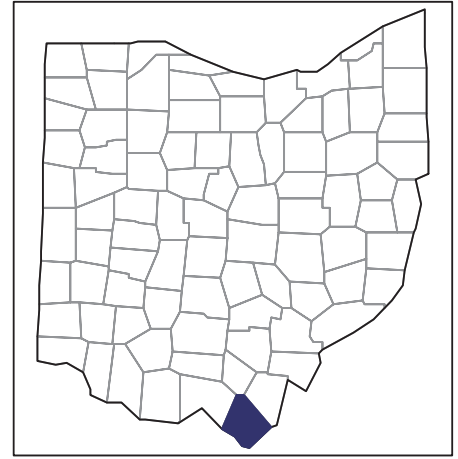


2007 CENSUS OF AGRICULTURE



Lawrence County – Ohio

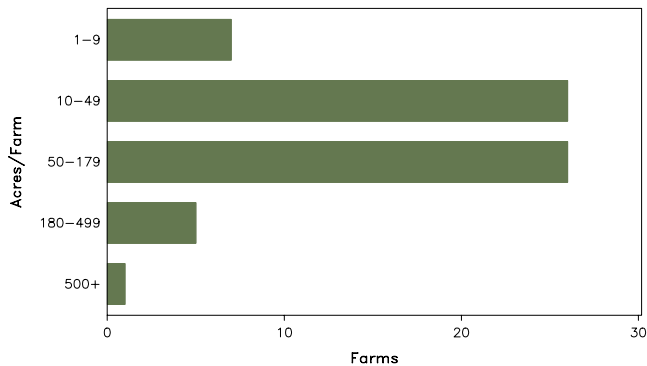
Farms with Women Principal Operators Compared with All Farms

	Women Principal Operators	All Farms
Number of Farms	65	649
Land in Farms	4,334 acres	65,740 acres
Average Size of Farm	67 acres	101 acres
Market Value of Products Sold	\$137,000	\$4,553,000
Crop Sales	\$58,000	\$1,732,000
Livestock Sales	\$79,000	\$2,821,000
Average Per Farm	\$2,102	\$7,016
Government Payments	\$2,000	\$182,000
Average Per Farm Receiving Payments	\$642	\$1,771

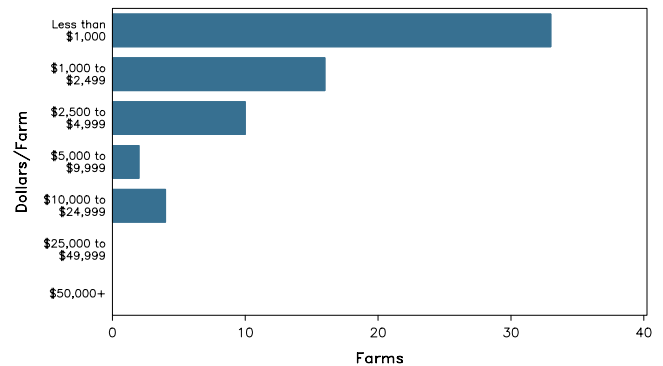
See footnotes on reverse page.

Farms with Women Principal Operators

Farms by Size



Farms by Economic Size



2007 CENSUS OF AGRICULTURE

Lawrence County – Ohio Farms with Women Principal Operators

Selected Highlights

Item	Farms	Quantity
MARKET VALUE OF AGRICULTURAL PRODUCTS SOLD (\$1,000)		
Total value of agricultural products sold	65	137
Value of crops including nursery and greenhouse	22	58
Value of livestock, poultry, and their products	33	79
VALUE OF SALES BY COMMODITY GROUP (\$1,000)		
Grains, oilseeds, dry beans, and dry peas	2	(D)
Tobacco	-	-
Cotton and cottonseed	-	-
Vegetables, melons, potatoes and sweet potatoes	2	(D)
Fruits, tree nuts, and berries	2	(D)
Nursery, greenhouse, floriculture, and sod	-	-
Cut Christmas trees and short rotation woody crops	-	-
Other crops and hay	17	36
Poultry and eggs	5	(D)
Cattle and calves	15	45
Milk and other dairy products from cows	2	(D)
Hogs and pigs	4	2
Sheep, goats, and their products	4	12
Horses, ponies, mules, burros, and donkeys	4	(D)
Aquaculture	-	-
Other animals and other animal products	4	(D)
TOP CROP ITEMS (acres)		
Forage - land used for all hay and haylage, grass silage, and greenchop	25	559
Corn for grain	2	(D)
Peaches, all	1	(D)
Vegetables harvested for sale	2	(D)
Watermelons	1	(D)
TOP LIVESTOCK INVENTORY ITEMS (number)		
Cattle and calves	24	242
Horses and ponies	27	199
Goats, all	12	130
Layers	3	(D)
Rabbits and their pelts	3	36

Operator Characteristics

Item	Quantity
Primary occupation:	
Farming	23
Other	42
Days worked off farm:	
None	19
Any	46
Years on present farm:	
2 years or less	1
3 to 4 years	5
5 to 9 years	14
10 years or more	45
Age group:	
Under 45 years	17
45 to 64 years	26
65 years and over	22
Average age of principal operator (years)	57.2

Economic Characteristics

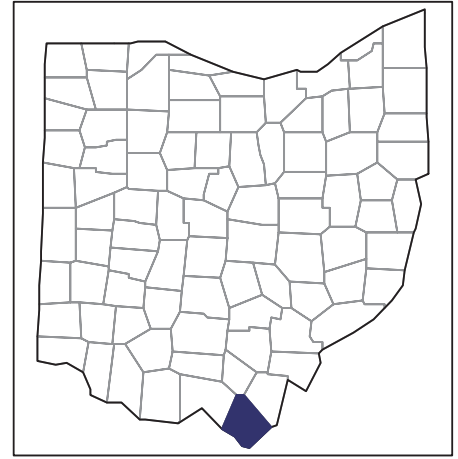
Item	Quantity
Farms by value of sales:	
Less than \$1,000	33
\$1,000 to \$2,499	16
\$2,500 to \$4,999	10
\$5,000 to \$9,999	4
\$10,000 to \$49,999	2
\$50,000 to \$99,999	-
\$100,000 to \$249,999	-
\$250,000 to \$499,999	-
\$500,000 or more	-
Total farm production expenses (\$1,000)	503
Average per farm (\$)	7,745
Net cash farm income of operation (\$1,000)	-348
Average per farm (\$)	-5,353
Value of agricultural products sold directly to individuals for human consumption (\$1,000)	(D)
Total organic product sales (\$1,000)	-
Total income from farm-related sources, gross before taxes and expenses (\$1,000)	(D)

See "Census of Agriculture, Volume 1, Geographic Area Series" for complete footnotes, explanations, definitions, and methodology.
(D) Cannot be disclosed. (Z) Less than half of the unit shown.

2007 CENSUS OF AGRICULTURE

Lawrence County – Ohio

Farms with Spanish, Hispanic, or Latino Operators Compared with All Farms



Data are not available at this geographic level for farms with Spanish, Hispanic, or Latino operators.



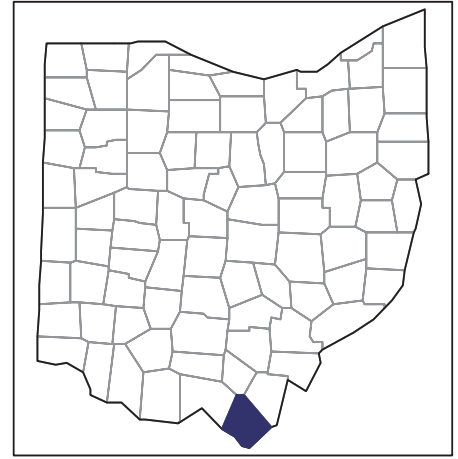
United States Department of Agriculture
National Agricultural Statistics Service

www.agcensus.usda.gov

2007 CENSUS OF AGRICULTURE

Lawrence County – Ohio

Farms with American Indian or Alaska Native Operators Compared with All Farms



Data are not available at this geographic level for farms with American Indian or Alaska Native operators.



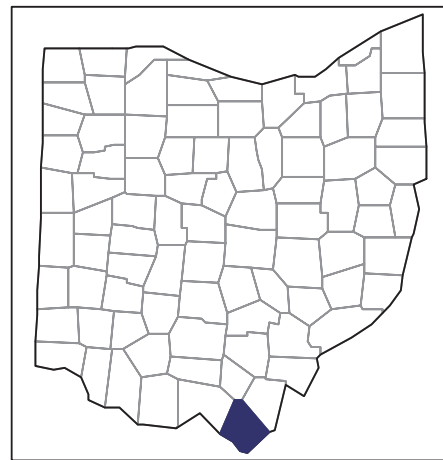
United States Department of Agriculture
National Agricultural Statistics Service

www.agcensus.usda.gov

2007 CENSUS OF AGRICULTURE

Lawrence County – Ohio

Farms with Asian Operators
Compared with All Farms



Data are not available at this geographic level for farms with Asian operators.



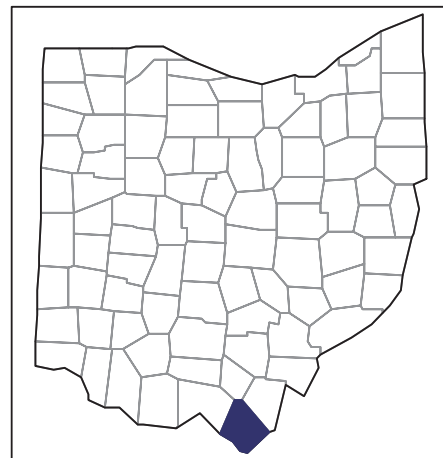
United States Department of Agriculture
National Agricultural Statistics Service

www.agcensus.usda.gov

2007 CENSUS *OF* AGRICULTURE

Lawrence County – Ohio

**Farms with Black or African American
Operators Compared with All Farms**



Data are not available at this geographic level for farms with Black or African American operators.



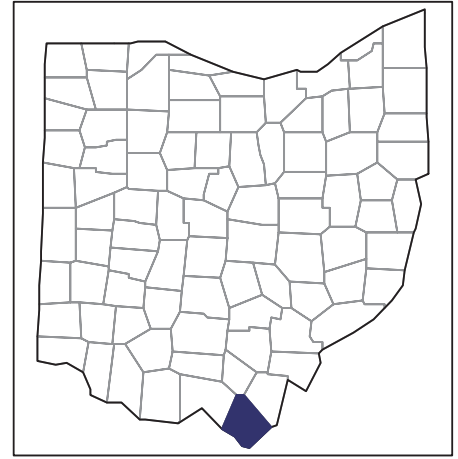
United States Department of Agriculture
National Agricultural Statistics Service

www.agcensus.usda.gov

2007 CENSUS *OF* AGRICULTURE

Lawrence County – Ohio

Farms with Native Hawaiian or Other Pacific Islander Operators Compared with All Farms



Data are not available at this geographic level for farms with Native Hawaiian or Other Pacific Islander operators.



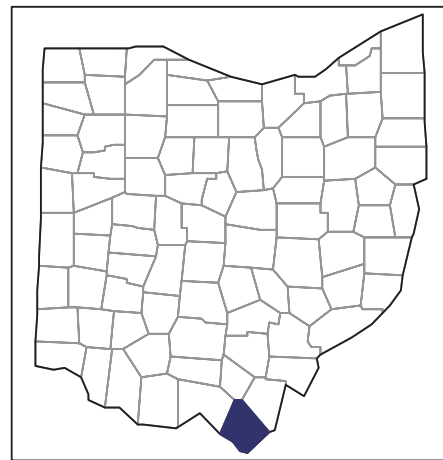
United States Department of Agriculture
National Agricultural Statistics Service

www.agcensus.usda.gov

2007 CENSUS *OF* AGRICULTURE

Lawrence County – Ohio

**Farms with White Operators
Compared with All Farms**



Data are not available at this geographic level for farms with White operators.



United States Department of Agriculture
National Agricultural Statistics Service

www.agcensus.usda.gov

