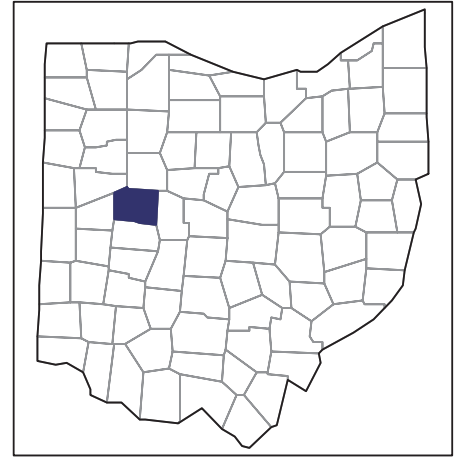


# 2007 CENSUS OF AGRICULTURE



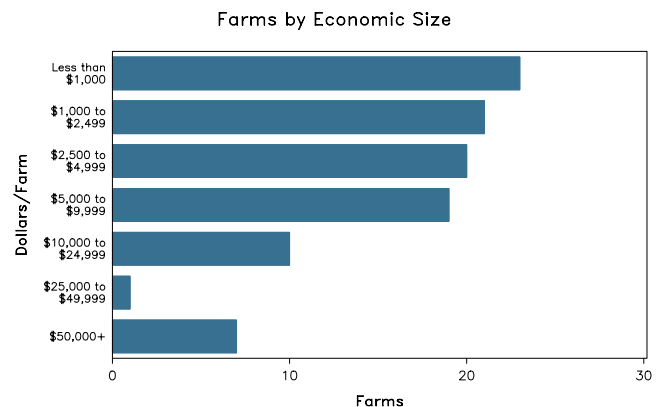
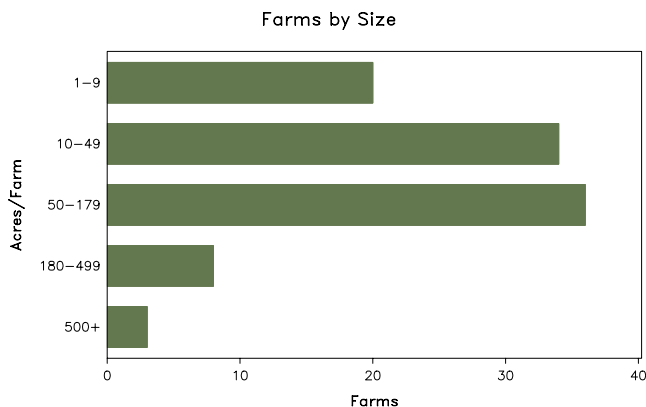
## Logan County – Ohio

### Farms with Women Principal Operators Compared with All Farms

	Women Principal Operators	All Farms
<b>Number of Farms</b>	101	956
<b>Land in Farms</b>	9,311 acres	201,306 acres
<b>Average Size of Farm</b>	92 acres	211 acres
<b>Market Value of Products Sold</b>	\$1,752,000	\$88,322,000
Crop Sales	\$1,632,000	\$66,386,000
Livestock Sales	\$120,000	\$21,936,000
Average Per Farm	\$17,344	\$92,387
<b>Government Payments</b>	\$256,000	\$4,783,000
Average Per Farm Receiving Payments	\$4,421	\$7,726

See footnotes on reverse page.

### Farms with Women Principal Operators



# 2007 CENSUS OF AGRICULTURE

## Logan County – Ohio Farms with Women Principal Operators

### Selected Highlights

Item	Farms	Quantity
<b>MARKET VALUE OF AGRICULTURAL PRODUCTS SOLD (\$1,000)</b>		
Total value of agricultural products sold	101	1,752
Value of crops including nursery and greenhouse	30	1,632
Value of livestock, poultry, and their products	34	120
<b>VALUE OF SALES BY COMMODITY GROUP (\$1,000)</b>		
Grains, oilseeds, dry beans, and dry peas	16	(D)
Tobacco	-	-
Cotton and cottonseed	-	-
Vegetables, melons, potatoes and sweet potatoes	6	71
Fruits, tree nuts, and berries	-	-
Nursery, greenhouse, floriculture, and sod	2	(D)
Cut Christmas trees and short rotation woody crops	-	-
Other crops and hay	13	(D)
Poultry and eggs	16	19
Cattle and calves	13	(D)
Milk and other dairy products from cows	-	-
Hogs and pigs	8	4
Sheep, goats, and their products	11	(D)
Horses, ponies, mules, burros, and donkeys	5	11
Aquaculture	-	-
Other animals and other animal products	4	1
<b>TOP CROP ITEMS (acres)</b>		
Soybeans for beans	15	1,610
Corn for grain	7	1,203
Forage - land used for all hay and haylage, grass silage, and greenchop	26	452
Wheat for grain, all	2	(D)
Vegetables harvested for sale	6	33
<b>TOP LIVESTOCK INVENTORY ITEMS (number)</b>		
Layers	16	394
Goats, all	20	313
Cattle and calves	26	246
Broilers and other meat-type chickens	7	(D)
Horses and ponies	33	148

### Operator Characteristics

Item	Quantity
Primary occupation:	
Farming	23
Other	78
Days worked off farm:	
None	40
Any	61
Years on present farm:	
2 years or less	2
3 to 4 years	17
5 to 9 years	16
10 years or more	66
Age group:	
Under 45 years	13
45 to 64 years	58
65 years and over	30
Average age of principal operator (years)	57.7

### Economic Characteristics

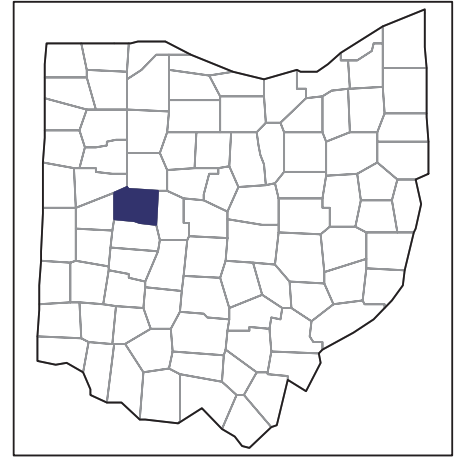
Item	Quantity
Farms by value of sales:	
Less than \$1,000	58
\$1,000 to \$2,499	12
\$2,500 to \$4,999	6
\$5,000 to \$9,999	13
\$10,000 to \$49,999	5
\$50,000 to \$99,999	3
\$100,000 to \$249,999	2
\$250,000 to \$499,999	1
\$500,000 or more	1
Total farm production expenses (\$1,000)	1,718
Average per farm (\$)	17,006
Net cash farm income of operation (\$1,000)	477
Average per farm (\$)	4,720
Value of agricultural products sold directly to individuals for human consumption (\$1,000)	23
Total organic product sales (\$1,000)	-
Total income from farm-related sources, gross before taxes and expenses (\$1,000)	186

See "Census of Agriculture, Volume 1, Geographic Area Series" for complete footnotes, explanations, definitions, and methodology.  
(D) Cannot be disclosed. (Z) Less than half of the unit shown.

# 2007 CENSUS OF AGRICULTURE

Logan County – Ohio

Farms with Spanish, Hispanic, or Latino Operators Compared with All Farms



Data are not available at this geographic level for farms with Spanish, Hispanic, or Latino operators.



United States Department of Agriculture  
National Agricultural Statistics Service

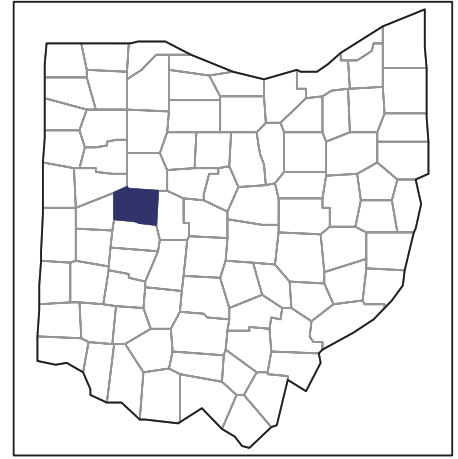
[www.agcensus.usda.gov](http://www.agcensus.usda.gov)



# 2007 CENSUS OF AGRICULTURE

Logan County – Ohio

Farms with American Indian or Alaska Native Operators Compared with All Farms



Data are not available at this geographic level for farms with American Indian or Alaska Native operators.



United States Department of Agriculture  
National Agricultural Statistics Service

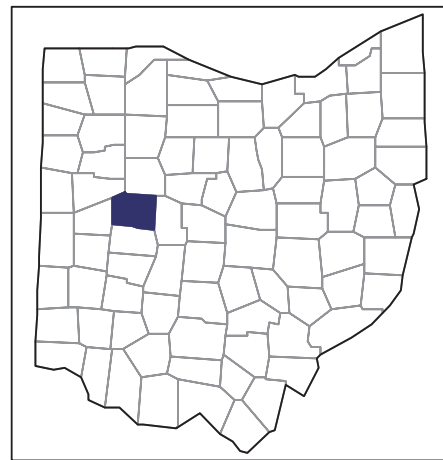
[www.agcensus.usda.gov](http://www.agcensus.usda.gov)



# 2007 CENSUS *OF* AGRICULTURE

Logan County – Ohio

Farms with Asian Operators  
Compared with All Farms



Data are not available at this geographic level for farms with Asian operators.



United States Department of Agriculture  
National Agricultural Statistics Service

[www.agcensus.usda.gov](http://www.agcensus.usda.gov)

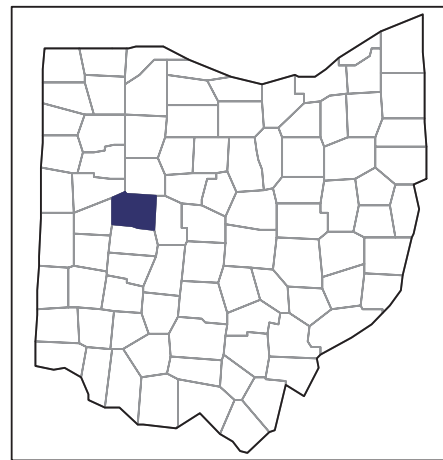




# 2007 CENSUS *OF* **AGRICULTURE**

**Logan County – Ohio**

**Farms with Black or African American  
Operators Compared with All Farms**



Data are not available at this geographic level for farms with Black or African American operators.



United States Department of Agriculture  
National Agricultural Statistics Service

[www.agcensus.usda.gov](http://www.agcensus.usda.gov)



# 2007 CENSUS *OF* AGRICULTURE

Logan County – Ohio

**Farms with Native Hawaiian or Other  
Pacific Islander Operators Compared  
with All Farms**



Data are not available at this geographic level for farms with Native Hawaiian or Other Pacific Islander operators.



United States Department of Agriculture  
National Agricultural Statistics Service

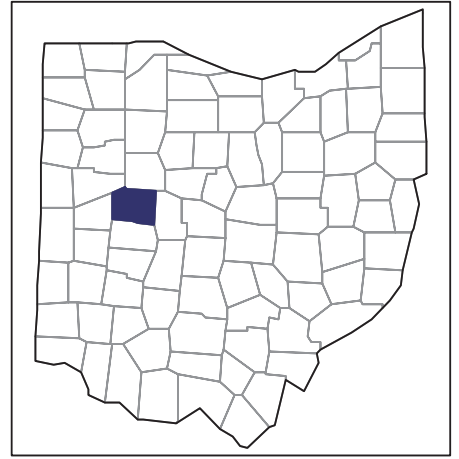
[www.agcensus.usda.gov](http://www.agcensus.usda.gov)



# 2007 CENSUS *OF* **AGRICULTURE**

**Logan County – Ohio**

**Farms with White Operators  
Compared with All Farms**



**Data are not available at this geographic level for farms with White operators.**



United States Department of Agriculture  
National Agricultural Statistics Service

[www.agcensus.usda.gov](http://www.agcensus.usda.gov)

