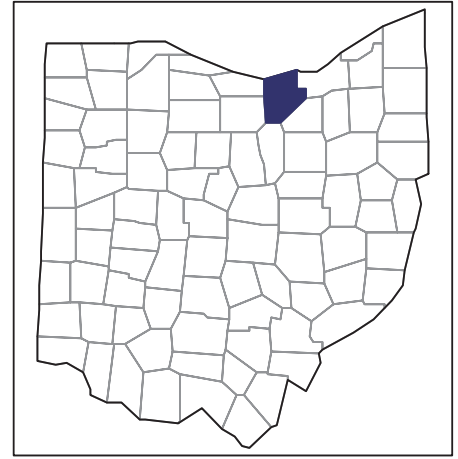


2007 CENSUS OF AGRICULTURE



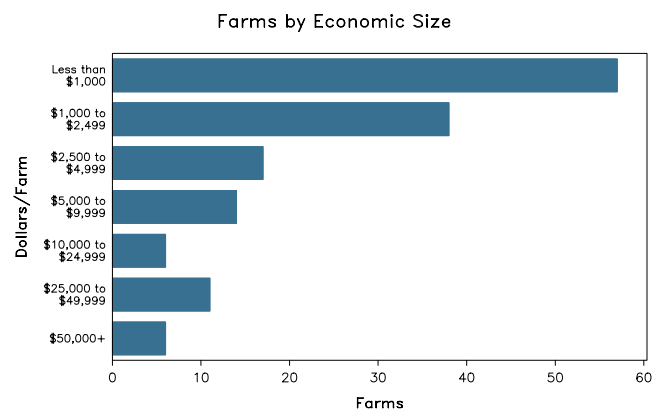
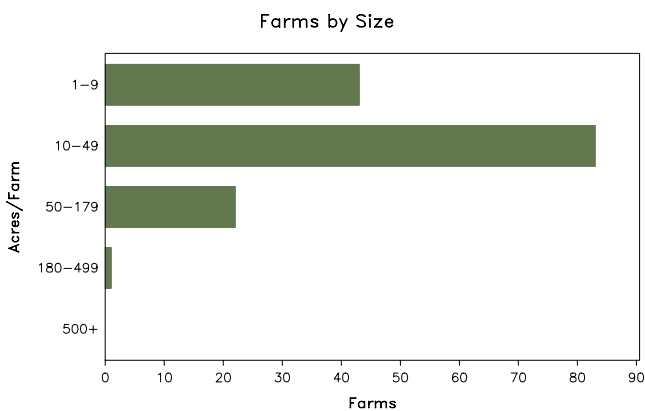
Lorain County – Ohio

Farms with Women Principal Operators Compared with All Farms

	Women Principal Operators	All Farms
Number of Farms	149	873
Land in Farms	4,097 acres	124,100 acres
Average Size of Farm	27 acres	142 acres
Market Value of Products Sold	\$1,315,000	\$131,205,000
Crop Sales	\$663,000	\$110,526,000
Livestock Sales	\$652,000	\$20,679,000
Average Per Farm	\$8,823	\$150,292
Government Payments	\$67,000	\$1,813,000
Average Per Farm Receiving Payments	\$1,713	\$5,194

See footnotes on reverse page.

Farms with Women Principal Operators



2007 CENSUS OF AGRICULTURE

Lorain County – Ohio Farms with Women Principal Operators

Selected Highlights

Item	Farms	Quantity
MARKET VALUE OF AGRICULTURAL PRODUCTS SOLD (\$1,000)		
Total value of agricultural products sold	149	1,315
Value of crops including nursery and greenhouse	54	663
Value of livestock, poultry, and their products	65	652
VALUE OF SALES BY COMMODITY GROUP (\$1,000)		
Grains, oilseeds, dry beans, and dry peas	19	196
Tobacco	-	-
Cotton and cottonseed	-	-
Vegetables, melons, potatoes and sweet potatoes	11	75
Fruits, tree nuts, and berries	6	85
Nursery, greenhouse, floriculture, and sod	9	280
Cut Christmas trees and short rotation woody crops	3	1
Other crops and hay	17	25
Poultry and eggs	23	9
Cattle and calves	11	(D)
Milk and other dairy products from cows	-	-
Hogs and pigs	14	11
Sheep, goats, and their products	7	7
Horses, ponies, mules, burros, and donkeys	10	(D)
Aquaculture	2	(D)
Other animals and other animal products	16	164
TOP CROP ITEMS (acres)		
Forage - land used for all hay and haylage, grass silage, and greenchop	40	463
Soybeans for beans	16	386
Corn for grain	5	100
Wheat for grain, all	1	(D)
Land in berries	5	31
TOP LIVESTOCK INVENTORY ITEMS (number)		
Horses and ponies	65	535
Layers	17	534
Cattle and calves	19	248
Pigeons or squab	2	(D)
Sheep and lambs	10	139

Operator Characteristics

Item	Quantity
Primary occupation:	
Farming	57
Other	92
Days worked off farm:	
None	63
Any	86
Years on present farm:	
2 years or less	11
3 to 4 years	17
5 to 9 years	38
10 years or more	83
Age group:	
Under 45 years	38
45 to 64 years	79
65 years and over	32
Average age of principal operator (years)	53.4

Economic Characteristics

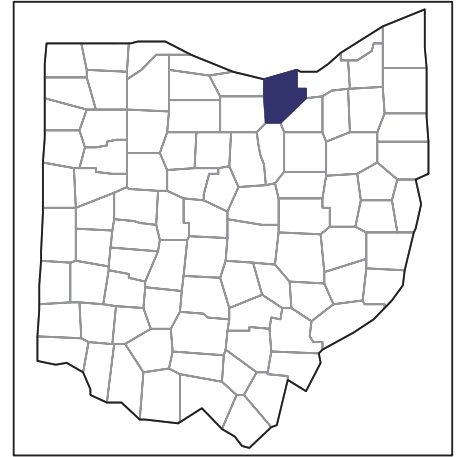
Item	Quantity
Farms by value of sales:	
Less than \$1,000	79
\$1,000 to \$2,499	20
\$2,500 to \$4,999	15
\$5,000 to \$9,999	12
\$10,000 to \$49,999	17
\$50,000 to \$99,999	5
\$100,000 to \$249,999	-
\$250,000 to \$499,999	1
\$500,000 or more	-
Total farm production expenses (\$1,000)	2,972
Average per farm (\$)	19,950
Net cash farm income of operation (\$1,000)	-827
Average per farm (\$)	-5,550
Value of agricultural products sold directly to individuals for human consumption (\$1,000)	128
Total organic product sales (\$1,000)	1
Total income from farm-related sources, gross before taxes and expenses (\$1,000)	764

See "Census of Agriculture, Volume 1, Geographic Area Series" for complete footnotes, explanations, definitions, and methodology.
(D) Cannot be disclosed. (Z) Less than half of the unit shown.

2007 CENSUS OF AGRICULTURE

Lorain County – Ohio

Farms with Spanish, Hispanic, or Latino Operators Compared with All Farms



Data are not available at this geographic level for farms with Spanish, Hispanic, or Latino operators.



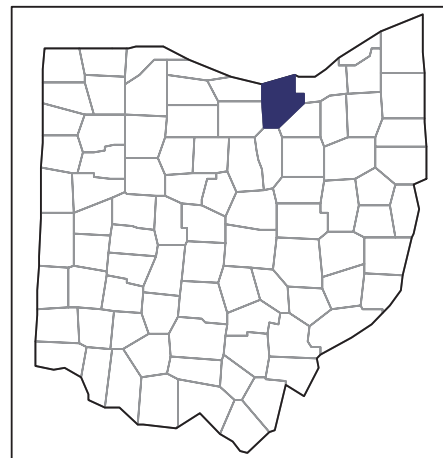
United States Department of Agriculture
National Agricultural Statistics Service

www.agcensus.usda.gov

2007 CENSUS *OF* AGRICULTURE

Lorain County – Ohio

**Farms with American Indian or Alaska
Native Operators Compared with All
Farms**



Data are not available at this geographic level for farms with American Indian or Alaska Native operators.



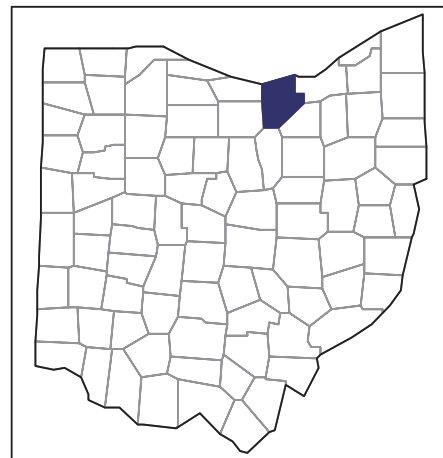
United States Department of Agriculture
National Agricultural Statistics Service

www.agcensus.usda.gov

2007 CENSUS *OF* AGRICULTURE

Lorain County – Ohio

Farms with Asian Operators
Compared with All Farms



Data are not available at this geographic level for farms with Asian operators.



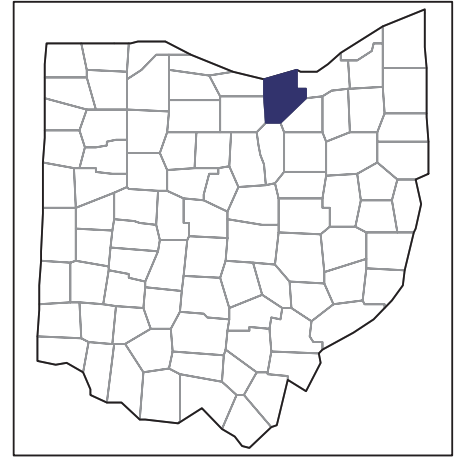
United States Department of Agriculture
National Agricultural Statistics Service

www.agcensus.usda.gov

2007 CENSUS OF AGRICULTURE

Lorain County – Ohio

Farms with Black or African American Operators Compared with All Farms



Data are not available at this geographic level for farms with Black or African American operators.



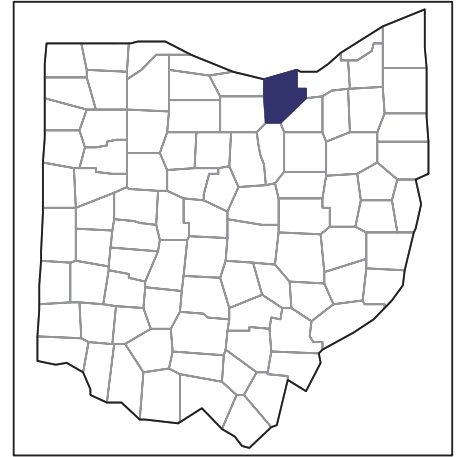
United States Department of Agriculture
National Agricultural Statistics Service

www.agcensus.usda.gov

2007 CENSUS *OF* AGRICULTURE

Lorain County – Ohio

**Farms with Native Hawaiian or Other
Pacific Islander Operators Compared
with All Farms**



Data are not available at this geographic level for farms with Native Hawaiian or Other Pacific Islander operators.



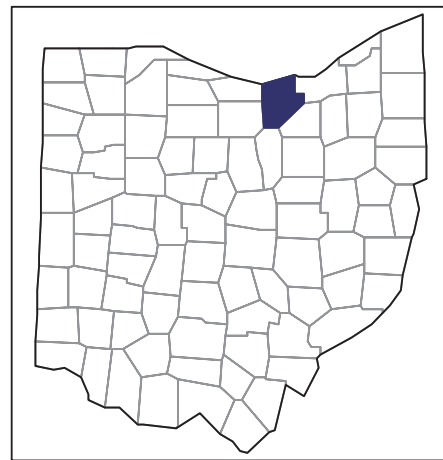
United States Department of Agriculture
National Agricultural Statistics Service

www.agcensus.usda.gov

2007 CENSUS OF AGRICULTURE

Lorain County – Ohio

Farms with White Operators
Compared with All Farms



Data are not available at this geographic level for farms with White operators.



United States Department of Agriculture
National Agricultural Statistics Service

www.agcensus.usda.gov

