

2007 CENSUS OF AGRICULTURE



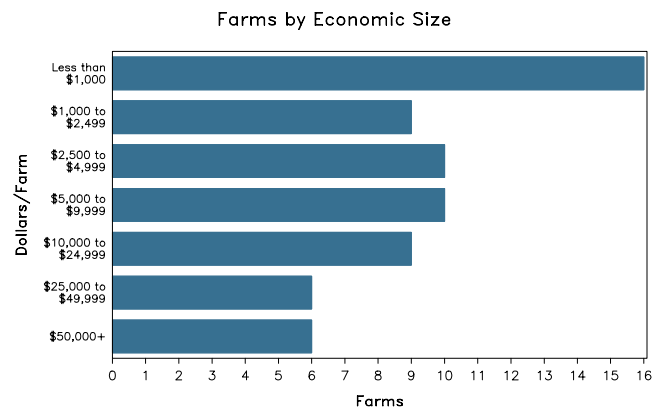
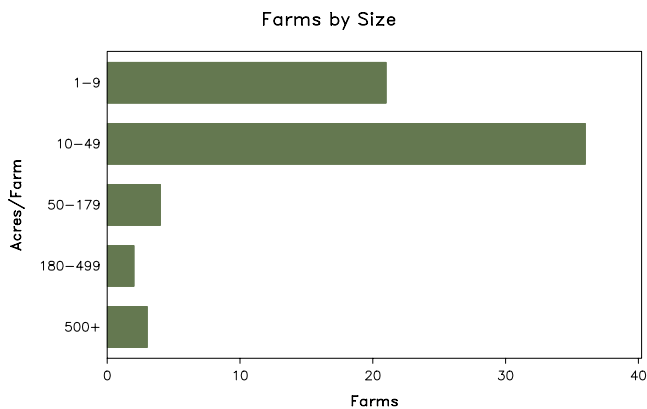
Lucas County – Ohio

Farms with Women Principal Operators Compared with All Farms

	Women Principal Operators	All Farms
Number of Farms	66	372
Land in Farms	4,447 acres	62,906 acres
Average Size of Farm	67 acres	169 acres
Market Value of Products Sold	\$2,407,000	\$47,888,000
Crop Sales	\$2,256,000	\$46,281,000
Livestock Sales	\$152,000	\$1,607,000
Average Per Farm	\$36,472	\$128,731
Government Payments	\$58,000	\$1,017,000
Average Per Farm Receiving Payments	\$5,807	\$5,715

See footnotes on reverse page.

Farms with Women Principal Operators



2007 CENSUS OF AGRICULTURE

Lucas County – Ohio Farms with Women Principal Operators

Selected Highlights

Item	Farms	Quantity
MARKET VALUE OF AGRICULTURAL PRODUCTS SOLD (\$1,000)		
Total value of agricultural products sold	66	2,407
Value of crops including nursery and greenhouse	34	2,256
Value of livestock, poultry, and their products	22	152
VALUE OF SALES BY COMMODITY GROUP (\$1,000)		
Grains, oilseeds, dry beans, and dry peas	15	936
Tobacco	-	-
Cotton and cottonseed	-	-
Vegetables, melons, potatoes and sweet potatoes	7	(D)
Fruits, tree nuts, and berries	6	(D)
Nursery, greenhouse, floriculture, and sod	10	(D)
Cut Christmas trees and short rotation woody crops	1	(D)
Other crops and hay	1	(D)
Poultry and eggs	4	5
Cattle and calves	2	(D)
Milk and other dairy products from cows	-	-
Hogs and pigs	-	-
Sheep, goats, and their products	5	2
Horses, ponies, mules, burros, and donkeys	12	88
Aquaculture	-	-
Other animals and other animal products	10	(D)
TOP CROP ITEMS (acres)		
Soybeans for beans	11	1,844
Forage - land used for all hay and haylage, grass silage, and greenchop	2	(D)
Corn for grain	9	750
Wheat for grain, all	3	86
Floriculture crops, total	4	12
TOP LIVESTOCK INVENTORY ITEMS (number)		
Horses and ponies	29	259
Layers	6	161
Goats, all	8	90
Broilers and other meat-type chickens	3	45
Alpacas	3	27

Operator Characteristics

Item	Quantity
Primary occupation:	
Farming	32
Other	34
Days worked off farm:	
None	34
Any	32
Years on present farm:	
2 years or less	3
3 to 4 years	10
5 to 9 years	12
10 years or more	41
Age group:	
Under 45 years	16
45 to 64 years	37
65 years and over	13
Average age of principal operator (years)	55.0

Economic Characteristics

Item	Quantity
Farms by value of sales:	
Less than \$1,000	18
\$1,000 to \$2,499	7
\$2,500 to \$4,999	10
\$5,000 to \$9,999	10
\$10,000 to \$49,999	15
\$50,000 to \$99,999	3
\$100,000 to \$249,999	-
\$250,000 to \$499,999	2
\$500,000 or more	1
Total farm production expenses (\$1,000)	3,460
Average per farm (\$)	52,429
Net cash farm income of operation (\$1,000)	-548
Average per farm (\$)	-8,296
Value of agricultural products sold directly to individuals for human consumption (\$1,000)	12
Total organic product sales (\$1,000)	(D)
Total income from farm-related sources, gross before taxes and expenses (\$1,000)	448

See "Census of Agriculture, Volume 1, Geographic Area Series" for complete footnotes, explanations, definitions, and methodology.
(D) Cannot be disclosed. (Z) Less than half of the unit shown.

2007 CENSUS *OF* **AGRICULTURE**

Lucas County – Ohio

**Farms with Spanish, Hispanic, or
Latino Operators Compared with
All Farms**



Data are not available at this geographic level for farms with Spanish, Hispanic, or Latino operators.



United States Department of Agriculture
National Agricultural Statistics Service

www.agcensus.usda.gov

2007 CENSUS OF AGRICULTURE

Lucas County – Ohio

Farms with American Indian or Alaska Native Operators Compared with All Farms



Data are not available at this geographic level for farms with American Indian or Alaska Native operators.



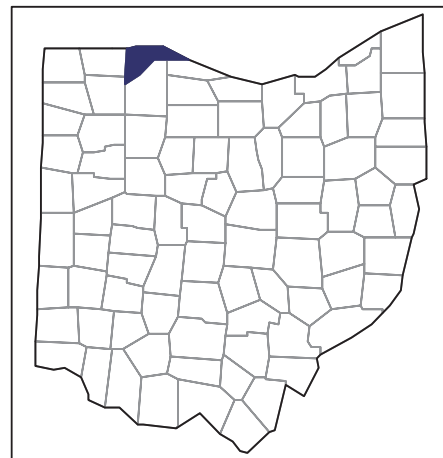
United States Department of Agriculture
National Agricultural Statistics Service

www.agcensus.usda.gov

2007 CENSUS *OF* **AGRICULTURE**

Lucas County – Ohio

**Farms with Asian Operators
Compared with All Farms**



Data are not available at this geographic level for farms with Asian operators.



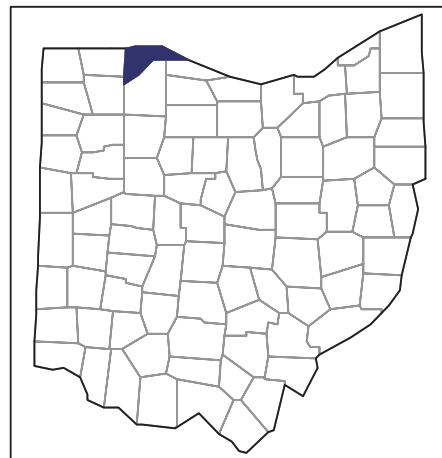
United States Department of Agriculture
National Agricultural Statistics Service

www.agcensus.usda.gov

2007 CENSUS OF AGRICULTURE

Lucas County – Ohio

Farms with Black or African American Operators Compared with All Farms



Data are not available at this geographic level for farms with Black or African American operators.



United States Department of Agriculture
National Agricultural Statistics Service

www.agcensus.usda.gov

2007 CENSUS *OF* **AGRICULTURE**

Lucas County – Ohio

**Farms with Native Hawaiian or Other
Pacific Islander Operators Compared
with All Farms**



Data are not available at this geographic level for farms with Native Hawaiian or Other Pacific Islander operators.



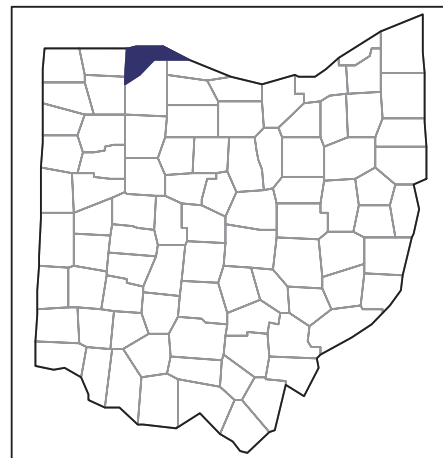
United States Department of Agriculture
National Agricultural Statistics Service

www.agcensus.usda.gov

2007 CENSUS OF AGRICULTURE

Lucas County – Ohio

Farms with White Operators
Compared with All Farms



Data are not available at this geographic level for farms with White operators.



United States Department of Agriculture
National Agricultural Statistics Service

www.agcensus.usda.gov

