

2007 CENSUS OF AGRICULTURE



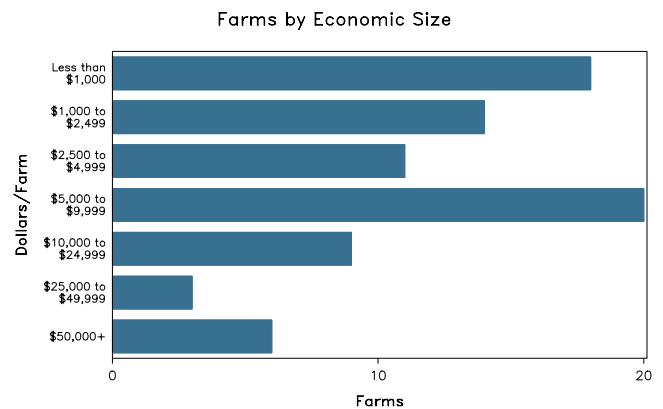
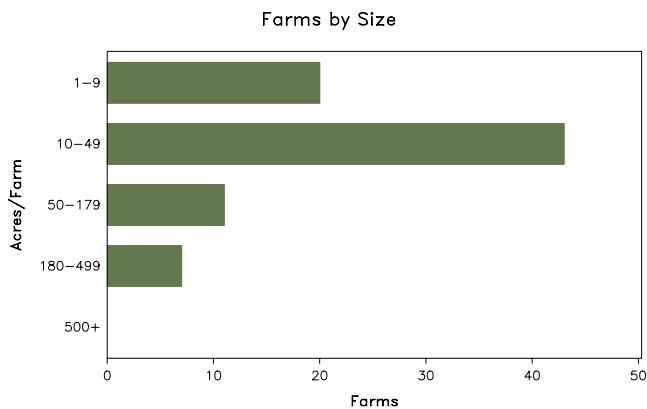
Marion County – Ohio

Farms with Women Principal Operators Compared with All Farms

	Women Principal Operators	All Farms
Number of Farms	81	654
Land in Farms	3,698 acres	206,832 acres
Average Size of Farm	46 acres	316 acres
Market Value of Products Sold	\$814,000	\$100,230,000
Crop Sales	\$741,000	\$71,582,000
Livestock Sales	\$73,000	\$28,648,000
Average Per Farm	\$10,055	\$153,257
Government Payments	\$166,000	\$4,804,000
Average Per Farm Receiving Payments	\$3,469	\$9,310

See footnotes on reverse page.

Farms with Women Principal Operators



2007 CENSUS OF AGRICULTURE

Marion County – Ohio Farms with Women Principal Operators

Selected Highlights

Item	Farms	Quantity
MARKET VALUE OF AGRICULTURAL PRODUCTS SOLD (\$1,000)		
Total value of agricultural products sold	81	814
Value of crops including nursery and greenhouse	33	741
Value of livestock, poultry, and their products	37	73
VALUE OF SALES BY COMMODITY GROUP (\$1,000)		
Grains, oilseeds, dry beans, and dry peas	25	565
Tobacco	-	-
Cotton and cottonseed	-	-
Vegetables, melons, potatoes and sweet potatoes	3	(D)
Fruits, tree nuts, and berries	-	-
Nursery, greenhouse, floriculture, and sod	3	109
Cut Christmas trees and short rotation woody crops	-	-
Other crops and hay	9	(D)
Poultry and eggs	5	(D)
Cattle and calves	13	(D)
Milk and other dairy products from cows	-	-
Hogs and pigs	2	(D)
Sheep, goats, and their products	12	7
Horses, ponies, mules, burros, and donkeys	5	21
Aquaculture	-	-
Other animals and other animal products	7	22
TOP CROP ITEMS (acres)		
Soybeans for beans	18	992
Corn for grain	9	400
Forage - land used for all hay and haylage, grass silage, and greenchop	16	251
Wheat for grain, all	5	136
Vegetables harvested for sale	3	(D)
TOP LIVESTOCK INVENTORY ITEMS (number)		
Goats, all	11	161
Sheep and lambs	8	160
Cattle and calves	13	126
Alpacas	7	100
Pheasants	2	(D)

Operator Characteristics

Item	Quantity
Primary occupation:	
Farming	12
Other	69
Days worked off farm:	
None	28
Any	53
Years on present farm:	
2 years or less	4
3 to 4 years	18
5 to 9 years	17
10 years or more	42
Age group:	
Under 45 years	15
45 to 64 years	47
65 years and over	19
Average age of principal operator (years)	57.8

Economic Characteristics

Item	Quantity
Farms by value of sales:	
Less than \$1,000	32
\$1,000 to \$2,499	13
\$2,500 to \$4,999	10
\$5,000 to \$9,999	11
\$10,000 to \$49,999	9
\$50,000 to \$99,999	6
\$100,000 to \$249,999	-
\$250,000 to \$499,999	-
\$500,000 or more	-
Total farm production expenses (\$1,000)	1,062
Average per farm (\$)	13,107
Net cash farm income of operation (\$1,000)	42
Average per farm (\$)	522
Value of agricultural products sold directly to individuals for human consumption (\$1,000)	-
Total organic product sales (\$1,000)	-
Total income from farm-related sources, gross before taxes and expenses (\$1,000)	123

See "Census of Agriculture, Volume 1, Geographic Area Series" for complete footnotes, explanations, definitions, and methodology.
(D) Cannot be disclosed. (Z) Less than half of the unit shown.

2007 CENSUS OF AGRICULTURE

Marion County – Ohio

Farms with Spanish, Hispanic, or Latino Operators Compared with All Farms



Data are not available at this geographic level for farms with Spanish, Hispanic, or Latino operators.



United States Department of Agriculture
National Agricultural Statistics Service

www.agcensus.usda.gov

2007 CENSUS OF AGRICULTURE

Marion County – Ohio

Farms with American Indian or Alaska Native Operators Compared with All Farms



Data are not available at this geographic level for farms with American Indian or Alaska Native operators.



United States Department of Agriculture
National Agricultural Statistics Service

www.agcensus.usda.gov

2007 CENSUS OF AGRICULTURE

Marion County – Ohio

**Farms with Asian Operators
Compared with All Farms**



Data are not available at this geographic level for farms with Asian operators.



United States Department of Agriculture
National Agricultural Statistics Service

www.agcensus.usda.gov

2007 CENSUS *OF* **AGRICULTURE**

Marion County – Ohio

**Farms with Black or African American
Operators Compared with All Farms**



Data are not available at this geographic level for farms with Black or African American operators.



United States Department of Agriculture
National Agricultural Statistics Service

www.agcensus.usda.gov

2007 CENSUS *OF* AGRICULTURE

Marion County – Ohio

**Farms with Native Hawaiian or Other
Pacific Islander Operators Compared
with All Farms**



Data are not available at this geographic level for farms with Native Hawaiian or Other Pacific Islander operators.



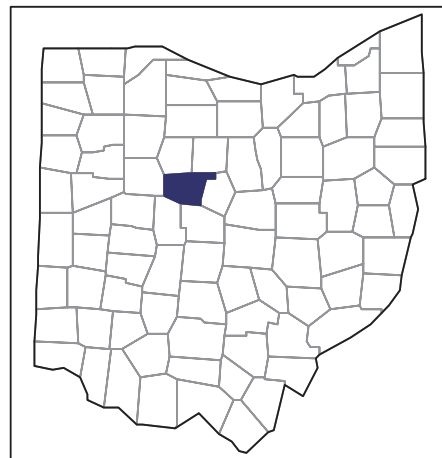
United States Department of Agriculture
National Agricultural Statistics Service

www.agcensus.usda.gov

2007 CENSUS OF AGRICULTURE

Marion County – Ohio

Farms with White Operators
Compared with All Farms



Data are not available at this geographic level for farms with White operators.



United States Department of Agriculture
National Agricultural Statistics Service

www.agcensus.usda.gov

