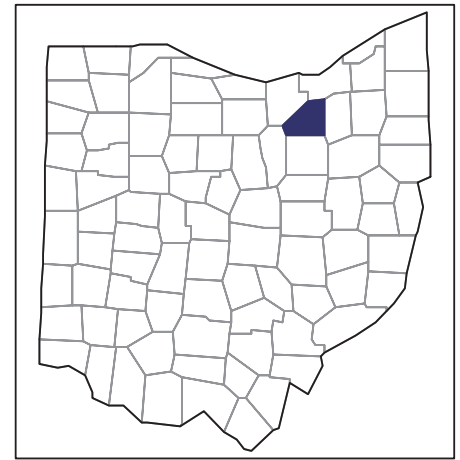


# 2007 CENSUS OF AGRICULTURE



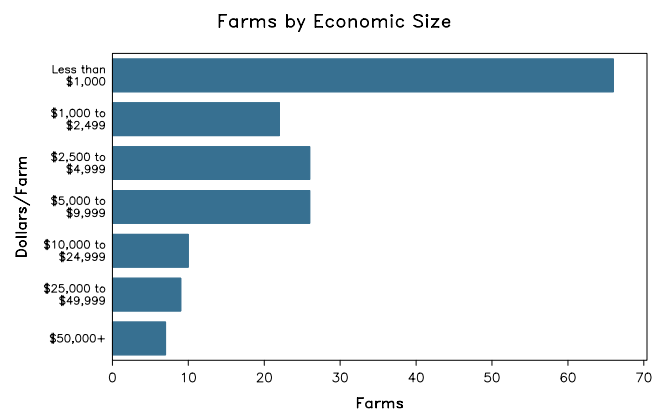
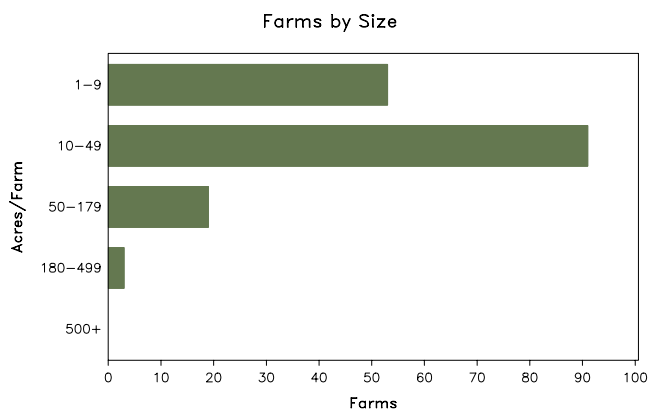
## Medina County – Ohio

### Farms with Women Principal Operators Compared with All Farms

	Women Principal Operators	All Farms
<b>Number of Farms</b>	166	951
<b>Land in Farms</b>	5,016 acres	95,493 acres
<b>Average Size of Farm</b>	30 acres	100 acres
<b>Market Value of Products Sold</b>	\$1,390,000	\$48,740,000
Crop Sales	\$682,000	\$34,334,000
Livestock Sales	\$708,000	\$14,406,000
Average Per Farm	\$8,371	\$51,251
<b>Government Payments</b>	\$24,000	\$1,025,000
Average Per Farm Receiving Payments	\$2,157	\$5,229

See footnotes on reverse page.

### Farms with Women Principal Operators



# 2007 CENSUS OF AGRICULTURE

## Medina County – Ohio Farms with Women Principal Operators

### Selected Highlights

Item	Farms	Quantity
<b>MARKET VALUE OF AGRICULTURAL PRODUCTS SOLD (\$1,000)</b>		
Total value of agricultural products sold	166	1,390
Value of crops including nursery and greenhouse	52	682
Value of livestock, poultry, and their products	83	708
<b>VALUE OF SALES BY COMMODITY GROUP (\$1,000)</b>		
Grains, oilseeds, dry beans, and dry peas	15	205
Tobacco	-	-
Cotton and cottonseed	-	-
Vegetables, melons, potatoes and sweet potatoes	11	95
Fruits, tree nuts, and berries	6	141
Nursery, greenhouse, floriculture, and sod	9	145
Cut Christmas trees and short rotation woody crops	1	(D)
Other crops and hay	25	(D)
Poultry and eggs	23	(D)
Cattle and calves	12	68
Milk and other dairy products from cows	2	(D)
Hogs and pigs	5	(D)
Sheep, goats, and their products	17	26
Horses, ponies, mules, burros, and donkeys	31	243
Aquaculture	-	-
Other animals and other animal products	17	107
<b>TOP CROP ITEMS (acres)</b>		
Forage - land used for all hay and haylage, grass silage, and greenchop	54	1,005
Soybeans for beans	10	282
Corn for grain	5	161
Oats for grain	3	48
Vegetables harvested for sale	11	30
<b>TOP LIVESTOCK INVENTORY ITEMS (number)</b>		
Horses and ponies	81	891
Layers	23	653
Pullets for laying flock replacement	4	(D)
Broilers and other meat-type chickens	8	269
Cattle and calves	18	257

### Operator Characteristics

Item	Quantity
Primary occupation:	
Farming	90
Other	76
Days worked off farm:	
None	53
Any	113
Years on present farm:	
2 years or less	8
3 to 4 years	19
5 to 9 years	32
10 years or more	107
Age group:	
Under 45 years	40
45 to 64 years	95
65 years and over	31
Average age of principal operator (years)	53.4

### Economic Characteristics

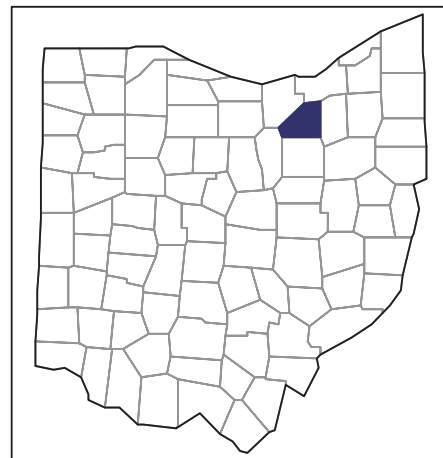
Item	Quantity
Farms by value of sales:	
Less than \$1,000	71
\$1,000 to \$2,499	21
\$2,500 to \$4,999	22
\$5,000 to \$9,999	26
\$10,000 to \$49,999	19
\$50,000 to \$99,999	6
\$100,000 to \$249,999	1
\$250,000 to \$499,999	-
\$500,000 or more	-
Total farm production expenses (\$1,000)	3,011
Average per farm (\$)	18,137
Net cash farm income of operation (\$1,000)	-925
Average per farm (\$)	-5,572
Value of agricultural products sold directly to individuals for human consumption (\$1,000)	40
Total organic product sales (\$1,000)	10
Total income from farm-related sources, gross before taxes and expenses (\$1,000)	673

See "Census of Agriculture, Volume 1, Geographic Area Series" for complete footnotes, explanations, definitions, and methodology.  
(D) Cannot be disclosed. (Z) Less than half of the unit shown.

# 2007 CENSUS OF AGRICULTURE

## Medina County – Ohio

### Farms with Spanish, Hispanic, or Latino Operators Compared with All Farms



Data are not available at this geographic level for farms with Spanish, Hispanic, or Latino operators.



United States Department of Agriculture  
National Agricultural Statistics Service

[www.agcensus.usda.gov](http://www.agcensus.usda.gov)



# 2007 CENSUS OF AGRICULTURE

## Medina County – Ohio

### Farms with American Indian or Alaska Native Operators Compared with All Farms



Data are not available at this geographic level for farms with American Indian or Alaska Native operators.



United States Department of Agriculture  
National Agricultural Statistics Service

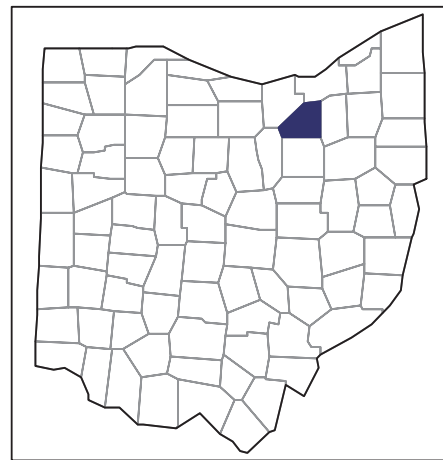
[www.agcensus.usda.gov](http://www.agcensus.usda.gov)



# 2007 CENSUS *OF* AGRICULTURE

**Medina County – Ohio**

**Farms with Asian Operators  
Compared with All Farms**



**Data are not available at this geographic level for farms with Asian operators.**



United States Department of Agriculture  
National Agricultural Statistics Service

[www.agcensus.usda.gov](http://www.agcensus.usda.gov)

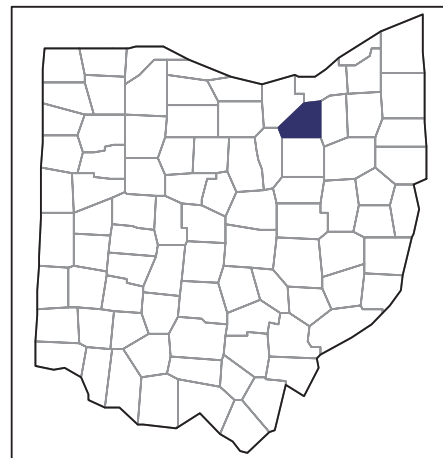




# 2007 CENSUS OF AGRICULTURE

**Medina County – Ohio**

**Farms with Black or African American Operators Compared with All Farms**



Data are not available at this geographic level for farms with Black or African American operators.



United States Department of Agriculture  
National Agricultural Statistics Service

[www.agcensus.usda.gov](http://www.agcensus.usda.gov)



# 2007 CENSUS *OF* AGRICULTURE

**Medina County – Ohio**

**Farms with Native Hawaiian or Other  
Pacific Islander Operators Compared  
with All Farms**



**Data are not available at this geographic level for farms with Native Hawaiian or Other Pacific Islander operators.**



United States Department of Agriculture  
National Agricultural Statistics Service

[www.agcensus.usda.gov](http://www.agcensus.usda.gov)



# 2007 CENSUS *OF* AGRICULTURE

**Medina County – Ohio**

**Farms with White Operators  
Compared with All Farms**



**Data are not available at this geographic level for farms with White operators.**



United States Department of Agriculture  
National Agricultural Statistics Service

[www.agcensus.usda.gov](http://www.agcensus.usda.gov)

