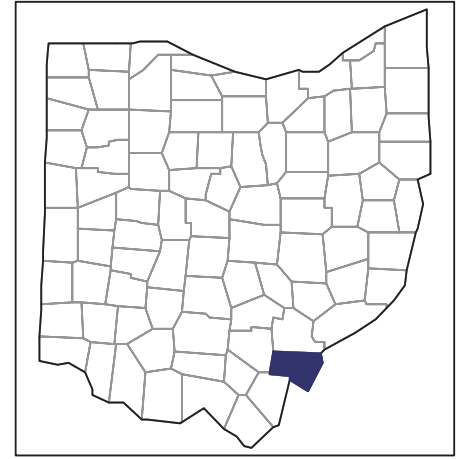


# 2007 CENSUS OF AGRICULTURE



## Meigs County – Ohio

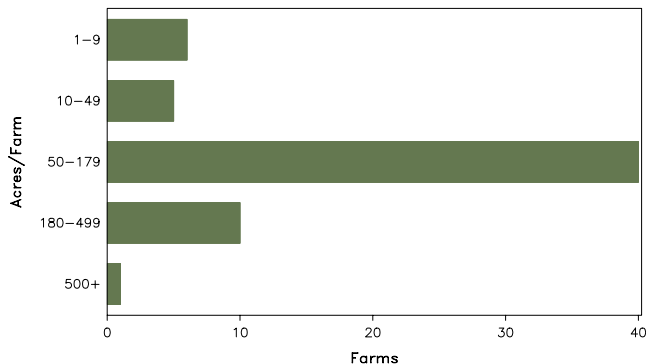
### Farms with Women Principal Operators Compared with All Farms

	Women Principal Operators	All Farms
<b>Number of Farms</b>	62	551
<b>Land in Farms</b>	7,497 acres	77,755 acres
<b>Average Size of Farm</b>	121 acres	141 acres
<b>Market Value of Products Sold</b>	\$726,000	\$17,614,000
Crop Sales	\$266,000	\$10,942,000
Livestock Sales	\$460,000	\$6,672,000
Average Per Farm	\$11,703	\$31,968
<b>Government Payments</b>	\$29,000	\$1,214,000
Average Per Farm Receiving Payments	\$3,263	\$9,124

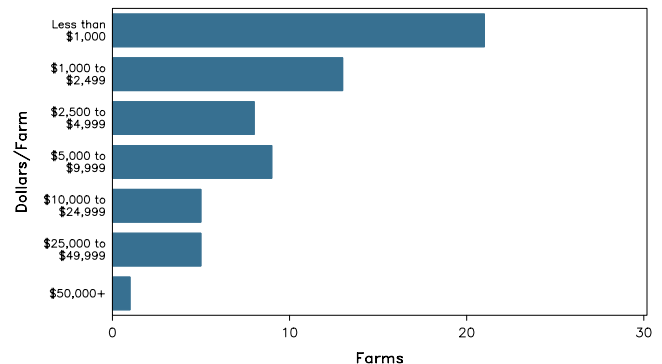
See footnotes on reverse page.

### Farms with Women Principal Operators

Farms by Size



Farms by Economic Size



# 2007 CENSUS OF AGRICULTURE

## Meigs County – Ohio Farms with Women Principal Operators

### Selected Highlights

Item	Farms	Quantity
<b>MARKET VALUE OF AGRICULTURAL PRODUCTS SOLD (\$1,000)</b>		
Total value of agricultural products sold	62	726
Value of crops including nursery and greenhouse	29	266
Value of livestock, poultry, and their products	32	460
<b>VALUE OF SALES BY COMMODITY GROUP (\$1,000)</b>		
Grains, oilseeds, dry beans, and dry peas	2	(D)
Tobacco	-	-
Cotton and cottonseed	-	-
Vegetables, melons, potatoes and sweet potatoes	7	102
Fruits, tree nuts, and berries	2	(D)
Nursery, greenhouse, floriculture, and sod	6	(D)
Cut Christmas trees and short rotation woody crops	-	-
Other crops and hay	20	98
Poultry and eggs	4	4
Cattle and calves	21	(D)
Milk and other dairy products from cows	2	(D)
Hogs and pigs	2	(D)
Sheep, goats, and their products	3	2
Horses, ponies, mules, burros, and donkeys	4	7
Aquaculture	-	-
Other animals and other animal products	2	(D)
<b>TOP CROP ITEMS (acres)</b>		
Forage - land used for all hay and haylage, grass silage, and greenchop	33	1,265
Corn for silage or greenchop	3	124
Corn for grain	2	(D)
Soybeans for beans	1	(D)
Wheat for grain, all	1	(D)
<b>TOP LIVESTOCK INVENTORY ITEMS (number)</b>		
Cattle and calves	26	627
Layers	4	(D)
Horses and ponies	27	161
Goats, all	6	25
Rabbits and their pelts	4	22

### Operator Characteristics

Item	Quantity
Primary occupation:	
Farming	31
Other	31
Days worked off farm:	
None	23
Any	39
Years on present farm:	
2 years or less	2
3 to 4 years	7
5 to 9 years	13
10 years or more	40
Age group:	
Under 45 years	8
45 to 64 years	34
65 years and over	20
Average age of principal operator (years)	60.7

### Economic Characteristics

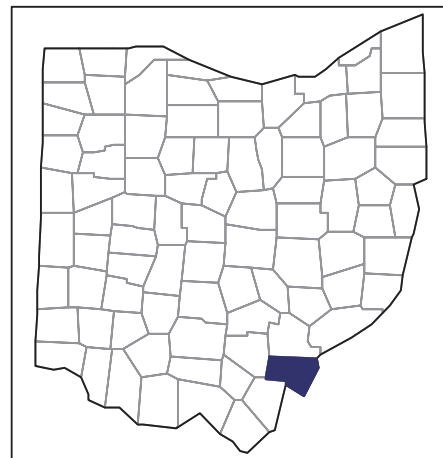
Item	Quantity
Farms by value of sales:	
Less than \$1,000	24
\$1,000 to \$2,499	11
\$2,500 to \$4,999	7
\$5,000 to \$9,999	9
\$10,000 to \$49,999	10
\$50,000 to \$99,999	-
\$100,000 to \$249,999	-
\$250,000 to \$499,999	1
\$500,000 or more	-
Total farm production expenses (\$1,000)	758
Average per farm (\$)	12,222
Net cash farm income of operation (\$1,000)	30
Average per farm (\$)	481
Value of agricultural products sold directly to individuals for human consumption (\$1,000)	28
Total organic product sales (\$1,000)	(D)
Total income from farm-related sources, gross before taxes and expenses (\$1,000)	33

See "Census of Agriculture, Volume 1, Geographic Area Series" for complete footnotes, explanations, definitions, and methodology.  
(D) Cannot be disclosed. (Z) Less than half of the unit shown.

# 2007 CENSUS OF AGRICULTURE

**Meigs County – Ohio**

**Farms with Spanish, Hispanic, or Latino Operators Compared with All Farms**



**Data are not available at this geographic level for farms with Spanish, Hispanic, or Latino operators.**



United States Department of Agriculture  
National Agricultural Statistics Service

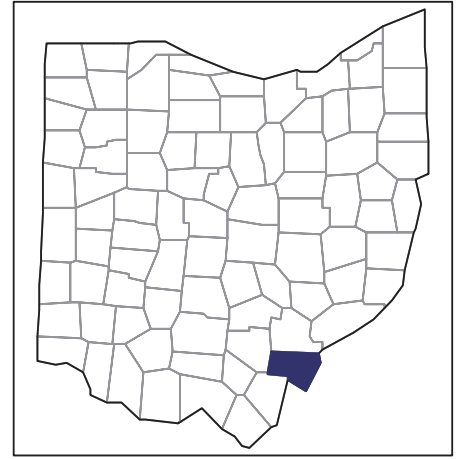
[www.agcensus.usda.gov](http://www.agcensus.usda.gov)



# 2007 CENSUS *OF* AGRICULTURE

Meigs County – Ohio

Farms with American Indian or Alaska  
Native Operators Compared with All  
Farms



Data are not available at this geographic level for farms with American Indian or Alaska Native operators.



United States Department of Agriculture  
National Agricultural Statistics Service

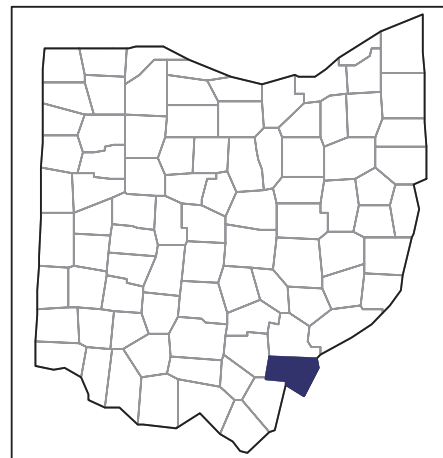
[www.agcensus.usda.gov](http://www.agcensus.usda.gov)



# 2007 CENSUS OF AGRICULTURE

Meigs County – Ohio

Farms with Asian Operators  
Compared with All Farms



Data are not available at this geographic level for farms with Asian operators.



United States Department of Agriculture  
National Agricultural Statistics Service

[www.agcensus.usda.gov](http://www.agcensus.usda.gov)

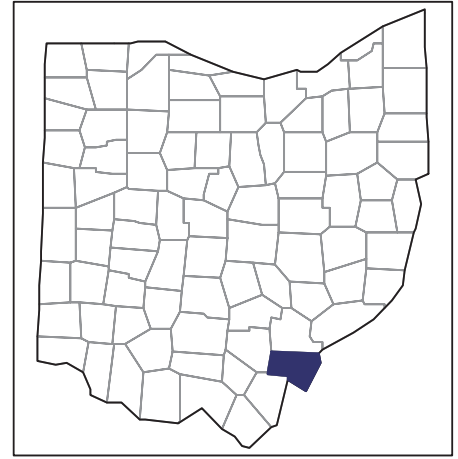




# 2007 CENSUS *OF* **AGRICULTURE**

**Meigs County – Ohio**

**Farms with Black or African American  
Operators Compared with All Farms**



**Data are not available at this geographic level for farms with Black or African American operators.**



United States Department of Agriculture  
National Agricultural Statistics Service

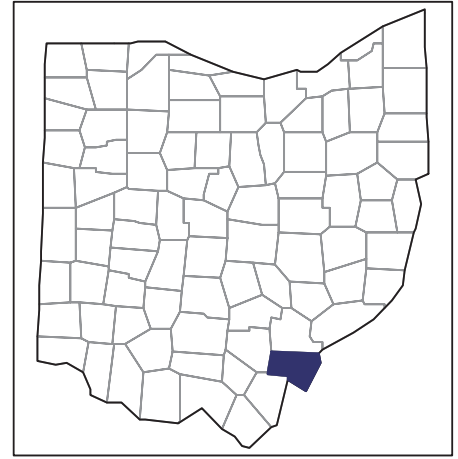
[www.agcensus.usda.gov](http://www.agcensus.usda.gov)



# 2007 CENSUS *OF* **AGRICULTURE**

**Meigs County – Ohio**

**Farms with Native Hawaiian or Other  
Pacific Islander Operators Compared  
with All Farms**



**Data are not available at this geographic level for farms with Native Hawaiian or Other Pacific Islander operators.**



United States Department of Agriculture  
National Agricultural Statistics Service

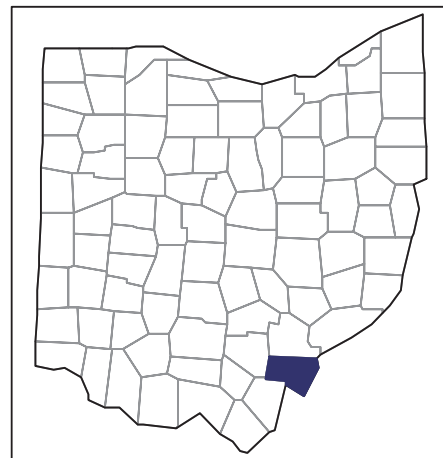
[www.agcensus.usda.gov](http://www.agcensus.usda.gov)



# 2007 CENSUS OF AGRICULTURE

Meigs County – Ohio

Farms with White Operators  
Compared with All Farms



Data are not available at this geographic level for farms with White operators.



United States Department of Agriculture  
National Agricultural Statistics Service

[www.agcensus.usda.gov](http://www.agcensus.usda.gov)

