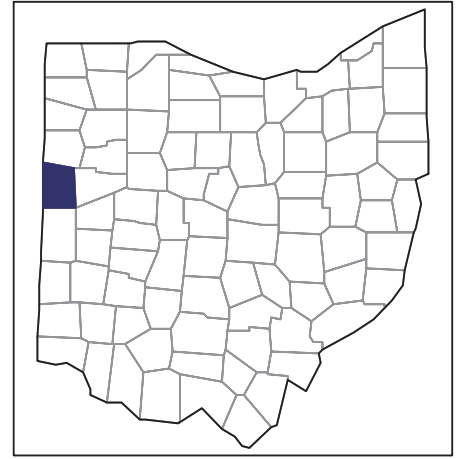


2007 CENSUS OF AGRICULTURE



Mercer County – Ohio

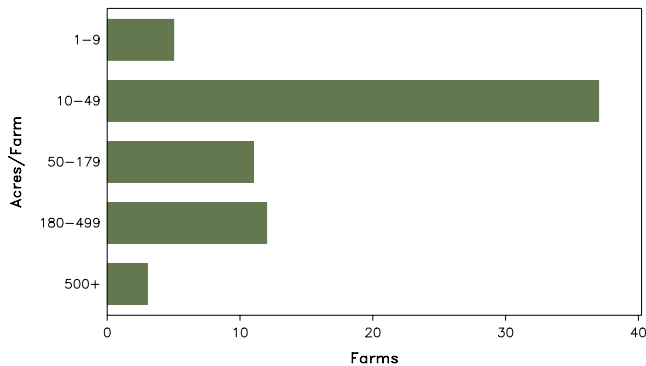
Farms with Women Principal Operators Compared with All Farms

	Women Principal Operators	All Farms
Number of Farms	68	1,302
Land in Farms	9,351 acres	293,026 acres
Average Size of Farm	138 acres	225 acres
Market Value of Products Sold	\$10,932,000	\$535,189,000
Crop Sales	\$3,247,000	\$94,280,000
Livestock Sales	\$7,685,000	\$440,909,000
Average Per Farm	\$160,768	\$411,051
Government Payments	\$219,000	\$6,660,000
Average Per Farm Receiving Payments	\$4,219	\$6,435

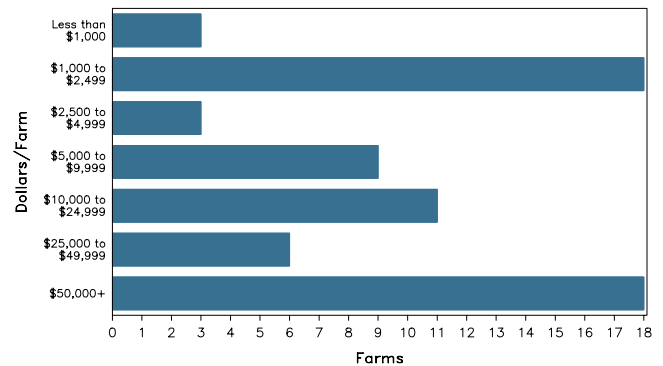
See footnotes on reverse page.

Farms with Women Principal Operators

Farms by Size



Farms by Economic Size



2007 CENSUS OF AGRICULTURE

Mercer County – Ohio Farms with Women Principal Operators

Selected Highlights

Item	Farms	Quantity
MARKET VALUE OF AGRICULTURAL PRODUCTS SOLD (\$1,000)		
Total value of agricultural products sold	68	10,932
Value of crops including nursery and greenhouse	38	3,247
Value of livestock, poultry, and their products	23	7,685
VALUE OF SALES BY COMMODITY GROUP (\$1,000)		
Grains, oilseeds, dry beans, and dry peas	37	(D)
Tobacco	-	-
Cotton and cottonseed	-	-
Vegetables, melons, potatoes and sweet potatoes	-	-
Fruits, tree nuts, and berries	-	-
Nursery, greenhouse, floriculture, and sod	-	-
Cut Christmas trees and short rotation woody crops	-	-
Other crops and hay	4	(D)
Poultry and eggs	4	(D)
Cattle and calves	17	2,067
Milk and other dairy products from cows	3	(D)
Hogs and pigs	11	4,552
Sheep, goats, and their products	3	(D)
Horses, ponies, mules, burros, and donkeys	-	-
Aquaculture	-	-
Other animals and other animal products	-	-
TOP CROP ITEMS (acres)		
Soybeans for beans	30	3,174
Corn for grain	30	3,136
Wheat for grain, all	21	801
Corn for silage or greenchop	3	353
Forage - land used for all hay and haylage, grass silage, and greenchop	14	210
TOP LIVESTOCK INVENTORY ITEMS (number)		
Hogs and pigs	7	16,566
Turkeys	3	(D)
Cattle and calves	14	1,977
Goats, all	3	(D)
Layers	4	43

Operator Characteristics

Item	Quantity
Primary occupation:	
Farming	26
Other	42
Days worked off farm:	
None	20
Any	48
Years on present farm:	
2 years or less	6
3 to 4 years	6
5 to 9 years	3
10 years or more	53
Age group:	
Under 45 years	7
45 to 64 years	28
65 years and over	33
Average age of principal operator (years)	63.6

Economic Characteristics

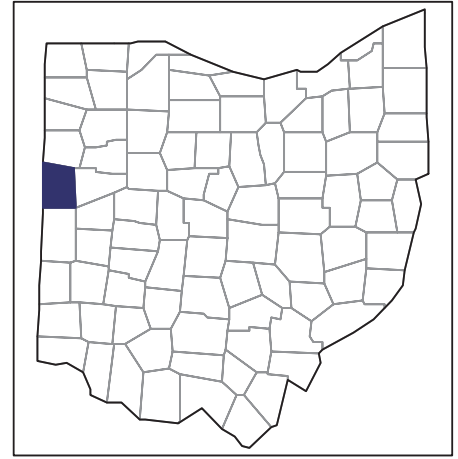
Item	Quantity
Farms by value of sales:	
Less than \$1,000	18
\$1,000 to \$2,499	6
\$2,500 to \$4,999	-
\$5,000 to \$9,999	10
\$10,000 to \$49,999	17
\$50,000 to \$99,999	5
\$100,000 to \$249,999	5
\$250,000 to \$499,999	3
\$500,000 or more	4
Total farm production expenses (\$1,000)	8,998
Average per farm (\$)	132,322
Net cash farm income of operation (\$1,000)	2,383
Average per farm (\$)	35,049
Value of agricultural products sold directly to individuals for human consumption (\$1,000)	(D)
Total organic product sales (\$1,000)	-
Total income from farm-related sources, gross before taxes and expenses (\$1,000)	230

See "Census of Agriculture, Volume 1, Geographic Area Series" for complete footnotes, explanations, definitions, and methodology.
(D) Cannot be disclosed. (Z) Less than half of the unit shown.

2007 CENSUS *OF* AGRICULTURE

Mercer County – Ohio

Farms with Spanish, Hispanic, or Latino Operators Compared with All Farms



Data are not available at this geographic level for farms with Spanish, Hispanic, or Latino operators.



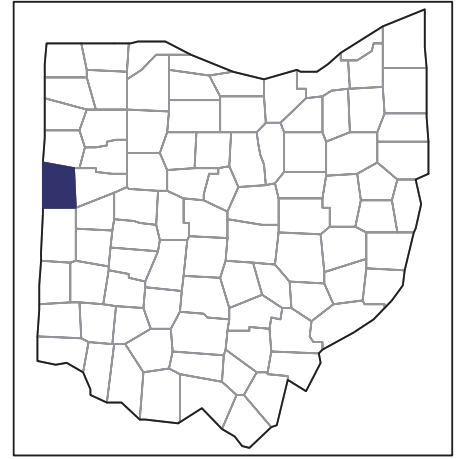
United States Department of Agriculture
National Agricultural Statistics Service

www.agcensus.usda.gov

2007 CENSUS OF AGRICULTURE

Mercer County – Ohio

Farms with American Indian or Alaska Native Operators Compared with All Farms



Data are not available at this geographic level for farms with American Indian or Alaska Native operators.



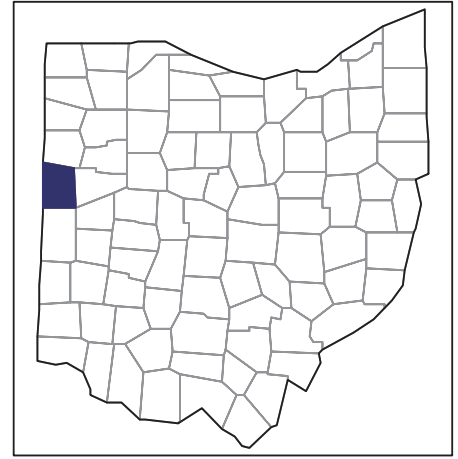
United States Department of Agriculture
National Agricultural Statistics Service

www.agcensus.usda.gov

2007 CENSUS OF AGRICULTURE

Mercer County – Ohio

**Farms with Asian Operators
Compared with All Farms**



Data are not available at this geographic level for farms with Asian operators.



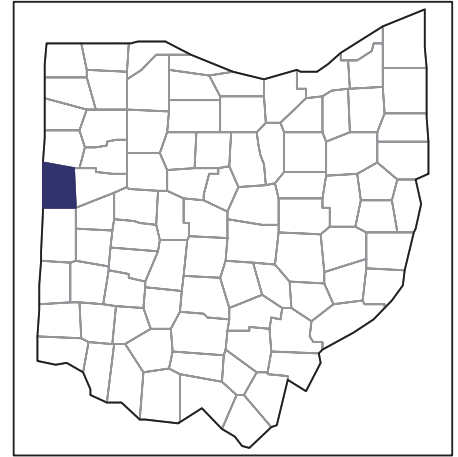
United States Department of Agriculture
National Agricultural Statistics Service

www.agcensus.usda.gov

2007 CENSUS *OF* **AGRICULTURE**

Mercer County – Ohio

**Farms with Black or African American
Operators Compared with All Farms**



Data are not available at this geographic level for farms with Black or African American operators.



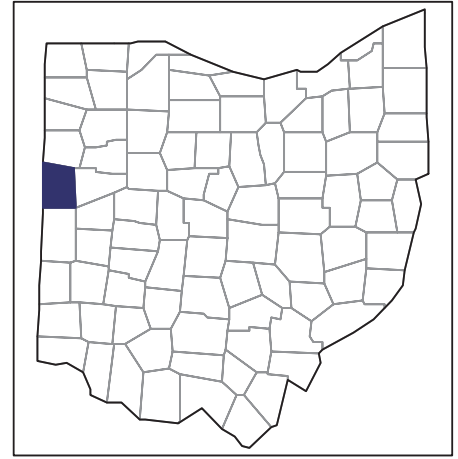
United States Department of Agriculture
National Agricultural Statistics Service

www.agcensus.usda.gov

2007 CENSUS *OF* **AGRICULTURE**

Mercer County – Ohio

**Farms with Native Hawaiian or Other
Pacific Islander Operators Compared
with All Farms**



Data are not available at this geographic level for farms with Native Hawaiian or Other Pacific Islander operators.



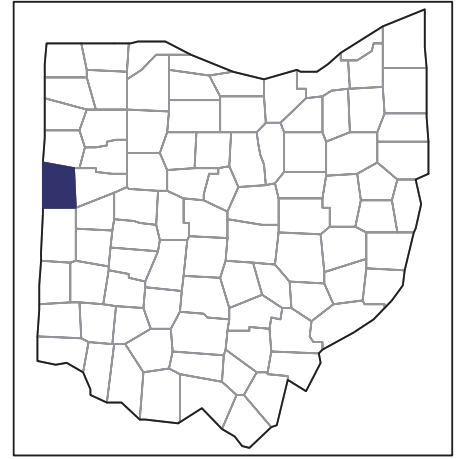
United States Department of Agriculture
National Agricultural Statistics Service

www.agcensus.usda.gov

2007 CENSUS OF AGRICULTURE

Mercer County – Ohio

**Farms with White Operators
Compared with All Farms**



Data are not available at this geographic level for farms with White operators.



United States Department of Agriculture
National Agricultural Statistics Service

www.agcensus.usda.gov

