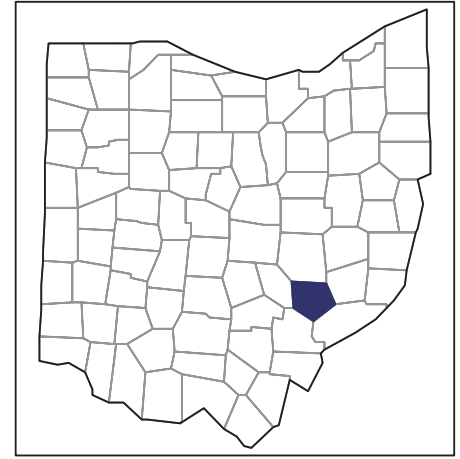


2007 CENSUS OF AGRICULTURE



Morgan County – Ohio

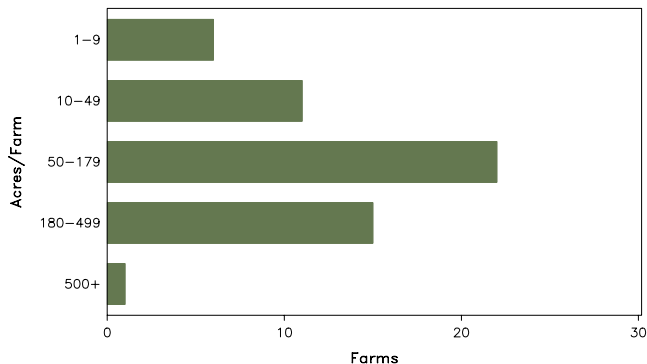
Farms with Women Principal Operators Compared with All Farms

	Women Principal Operators	All Farms
Number of Farms	55	524
Land in Farms	7,137 acres	102,271 acres
Average Size of Farm	130 acres	195 acres
Market Value of Products Sold	\$790,000	\$12,474,000
Crop Sales	\$434,000	\$3,054,000
Livestock Sales	\$355,000	\$9,420,000
Average Per Farm	\$14,355	\$23,805
Government Payments	\$27,000	\$561,000
Average Per Farm Receiving Payments	\$1,776	\$3,737

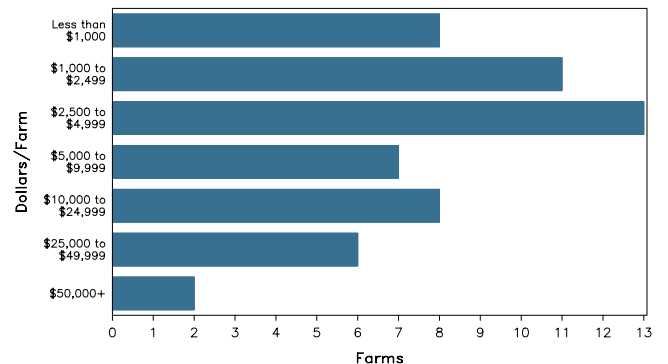
See footnotes on reverse page.

Farms with Women Principal Operators

Farms by Size



Farms by Economic Size



2007 CENSUS OF AGRICULTURE

Morgan County – Ohio Farms with Women Principal Operators

Selected Highlights

Item	Farms	Quantity
MARKET VALUE OF AGRICULTURAL PRODUCTS SOLD (\$1,000)		
Total value of agricultural products sold	55	790
Value of crops including nursery and greenhouse	26	434
Value of livestock, poultry, and their products	40	355
VALUE OF SALES BY COMMODITY GROUP (\$1,000)		
Grains, oilseeds, dry beans, and dry peas	4	(D)
Tobacco	-	-
Cotton and cottonseed	-	-
Vegetables, melons, potatoes and sweet potatoes	-	-
Fruits, tree nuts, and berries	3	27
Nursery, greenhouse, floriculture, and sod	2	(D)
Cut Christmas trees and short rotation woody crops	-	-
Other crops and hay	17	64
Poultry and eggs	3	3
Cattle and calves	19	(D)
Milk and other dairy products from cows	4	184
Hogs and pigs	6	(D)
Sheep, goats, and their products	10	17
Horses, ponies, mules, burros, and donkeys	4	23
Aquaculture	-	-
Other animals and other animal products	4	(D)
TOP CROP ITEMS (acres)		
Forage - land used for all hay and haylage, grass silage, and greenchop	32	1,140
Corn for grain	8	97
Soybeans for beans	1	(D)
Peaches, all	2	(D)
Floriculture crops, total	2	(D)
TOP LIVESTOCK INVENTORY ITEMS (number)		
Cattle and calves	29	806
Goats, all	16	260
Sheep and lambs	7	132
Rabbits and their pelts	5	(D)
Horses and ponies	11	76

Operator Characteristics

Item	Quantity
Primary occupation:	
Farming	25
Other	30
Days worked off farm:	
None	23
Any	32
Years on present farm:	
2 years or less	-
3 to 4 years	3
5 to 9 years	8
10 years or more	44
Age group:	
Under 45 years	9
45 to 64 years	25
65 years and over	21
Average age of principal operator (years)	59.0

Economic Characteristics

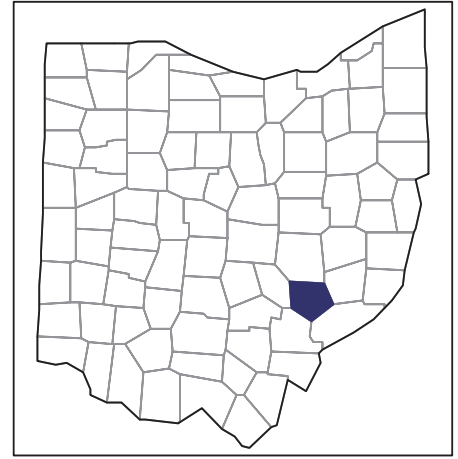
Item	Quantity
Farms by value of sales:	
Less than \$1,000	11
\$1,000 to \$2,499	9
\$2,500 to \$4,999	12
\$5,000 to \$9,999	8
\$10,000 to \$49,999	13
\$50,000 to \$99,999	-
\$100,000 to \$249,999	2
\$250,000 to \$499,999	-
\$500,000 or more	-
Total farm production expenses (\$1,000)	663
Average per farm (\$)	12,062
Net cash farm income of operation (\$1,000)	162
Average per farm (\$)	2,948
Value of agricultural products sold directly to individuals for human consumption (\$1,000)	(D)
Total organic product sales (\$1,000)	(D)
Total income from farm-related sources, gross before taxes and expenses (\$1,000)	9

See "Census of Agriculture, Volume 1, Geographic Area Series" for complete footnotes, explanations, definitions, and methodology.
(D) Cannot be disclosed. (Z) Less than half of the unit shown.

2007 CENSUS OF AGRICULTURE

Morgan County – Ohio

Farms with Spanish, Hispanic, or Latino Operators Compared with All Farms



Data are not available at this geographic level for farms with Spanish, Hispanic, or Latino operators.



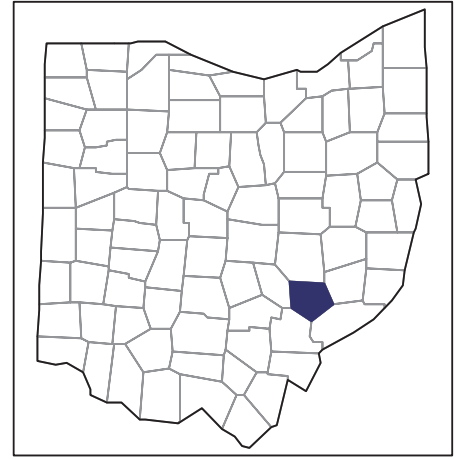
United States Department of Agriculture
National Agricultural Statistics Service

www.agcensus.usda.gov

2007 CENSUS *OF* **AGRICULTURE**

Morgan County – Ohio

**Farms with American Indian or Alaska
Native Operators Compared with All
Farms**



Data are not available at this geographic level for farms with American Indian or Alaska Native operators.



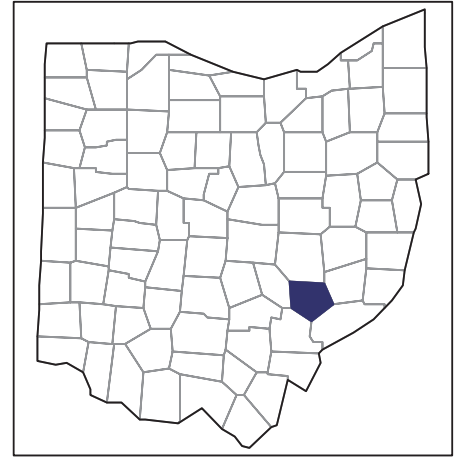
United States Department of Agriculture
National Agricultural Statistics Service

www.agcensus.usda.gov

2007 CENSUS *OF* **AGRICULTURE**

Morgan County – Ohio

**Farms with Asian Operators
Compared with All Farms**



Data are not available at this geographic level for farms with Asian operators.



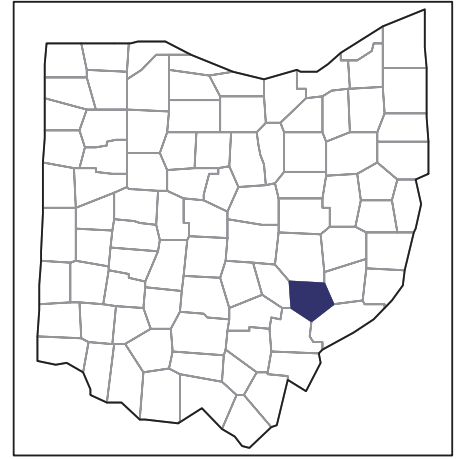
United States Department of Agriculture
National Agricultural Statistics Service

www.agcensus.usda.gov

2007 CENSUS *OF* **AGRICULTURE**

Morgan County – Ohio

**Farms with Black or African American
Operators Compared with All Farms**



Data are not available at this geographic level for farms with Black or African American operators.



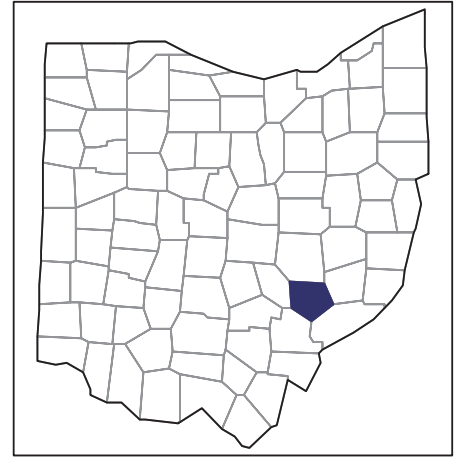
United States Department of Agriculture
National Agricultural Statistics Service

www.agcensus.usda.gov

2007 CENSUS *OF* **AGRICULTURE**

Morgan County – Ohio

**Farms with Native Hawaiian or Other
Pacific Islander Operators Compared
with All Farms**



Data are not available at this geographic level for farms with Native Hawaiian or Other Pacific Islander operators.



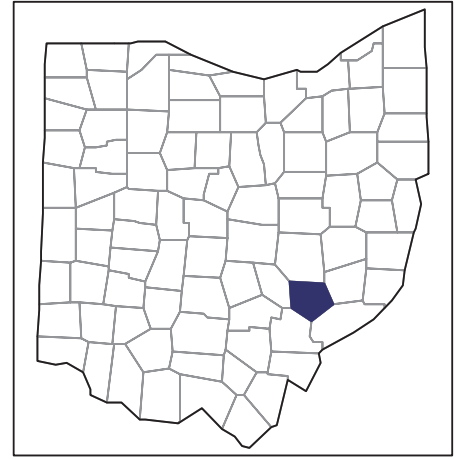
United States Department of Agriculture
National Agricultural Statistics Service

www.agcensus.usda.gov

2007 CENSUS *OF* AGRICULTURE

Morgan County – Ohio

**Farms with White Operators
Compared with All Farms**



Data are not available at this geographic level for farms with White operators.



United States Department of Agriculture
National Agricultural Statistics Service

www.agcensus.usda.gov

