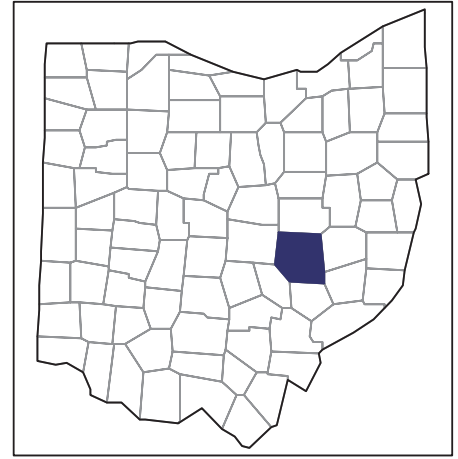


2007 CENSUS OF AGRICULTURE



Muskingum County – Ohio

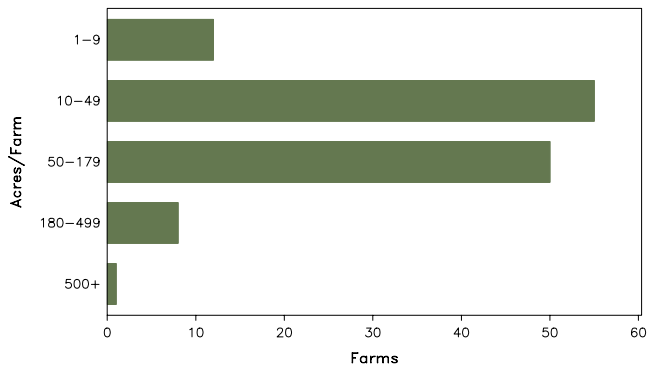
Farms with Women Principal Operators Compared with All Farms

	Women Principal Operators	All Farms
Number of Farms	126	1,162
Land in Farms	9,471 acres	166,448 acres
Average Size of Farm	75 acres	143 acres
Market Value of Products Sold	\$632,000	\$35,614,000
Crop Sales	\$364,000	\$14,900,000
Livestock Sales	\$269,000	\$20,714,000
Average Per Farm	\$5,019	\$30,649
Government Payments	\$26,000	\$1,330,000
Average Per Farm Receiving Payments	\$1,066	\$4,068

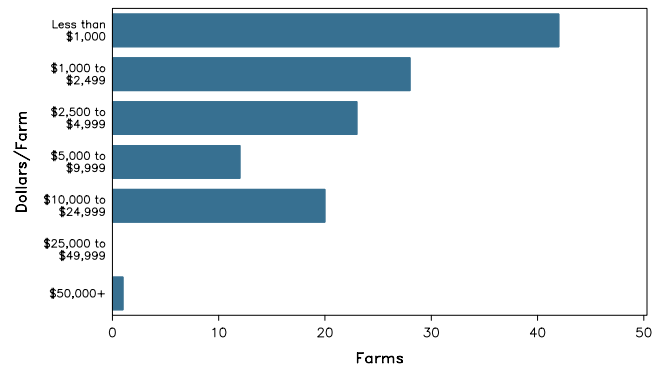
See footnotes on reverse page.

Farms with Women Principal Operators

Farms by Size



Farms by Economic Size



2007 CENSUS OF AGRICULTURE

Muskingum County – Ohio Farms with Women Principal Operators

Selected Highlights

Item	Farms	Quantity
MARKET VALUE OF AGRICULTURAL PRODUCTS SOLD (\$1,000)		
Total value of agricultural products sold	126	632
Value of crops including nursery and greenhouse	49	364
Value of livestock, poultry, and their products	68	269
VALUE OF SALES BY COMMODITY GROUP (\$1,000)		
Grains, oilseeds, dry beans, and dry peas	7	(D)
Tobacco	-	-
Cotton and cottonseed	-	-
Vegetables, melons, potatoes and sweet potatoes	-	-
Fruits, tree nuts, and berries	1	(D)
Nursery, greenhouse, floriculture, and sod	7	102
Cut Christmas trees and short rotation woody crops	-	-
Other crops and hay	34	197
Poultry and eggs	12	(D)
Cattle and calves	43	196
Milk and other dairy products from cows	1	(D)
Hogs and pigs	5	8
Sheep, goats, and their products	13	34
Horses, ponies, mules, burros, and donkeys	7	8
Aquaculture	-	-
Other animals and other animal products	3	-
TOP CROP ITEMS (acres)		
Forage - land used for all hay and haylage, grass silage, and greenchop	69	2,089
Corn for grain	5	186
Soybeans for beans	3	77
Short-rotation woody crops	4	(D)
Cut Christmas trees	2	(D)
TOP LIVESTOCK INVENTORY ITEMS (number)		
Cattle and calves	62	1,325
Layers	10	339
Goats, all	20	290
Horses and ponies	50	279
Rabbits and their pelts	5	275

Operator Characteristics

Item	Quantity
Primary occupation:	
Farming	38
Other	88
Days worked off farm:	
None	40
Any	86
Years on present farm:	
2 years or less	3
3 to 4 years	7
5 to 9 years	24
10 years or more	92
Age group:	
Under 45 years	30
45 to 64 years	54
65 years and over	42
Average age of principal operator (years)	57.0

Economic Characteristics

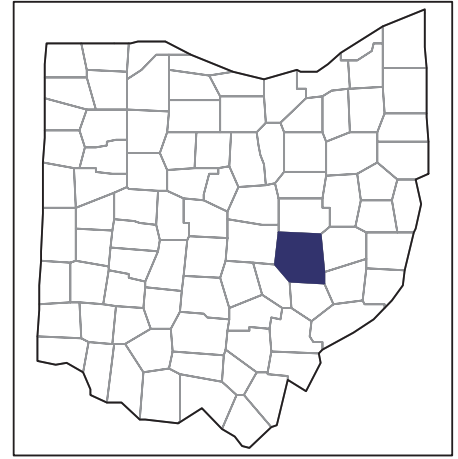
Item	Quantity
Farms by value of sales:	
Less than \$1,000	45
\$1,000 to \$2,499	30
\$2,500 to \$4,999	18
\$5,000 to \$9,999	12
\$10,000 to \$49,999	20
\$50,000 to \$99,999	-
\$100,000 to \$249,999	1
\$250,000 to \$499,999	-
\$500,000 or more	-
Total farm production expenses (\$1,000)	1,079
Average per farm (\$)	8,563
Net cash farm income of operation (\$1,000)	-350
Average per farm (\$)	-2,779
Value of agricultural products sold directly to individuals for human consumption (\$1,000)	4
Total organic product sales (\$1,000)	-
Total income from farm-related sources, gross before taxes and expenses (\$1,000)	71

See "Census of Agriculture, Volume 1, Geographic Area Series" for complete footnotes, explanations, definitions, and methodology.
(D) Cannot be disclosed. (Z) Less than half of the unit shown.

2007 CENSUS OF AGRICULTURE

Muskingum County – Ohio

Farms with Spanish, Hispanic, or Latino Operators Compared with All Farms



Data are not available at this geographic level for farms with Spanish, Hispanic, or Latino operators.



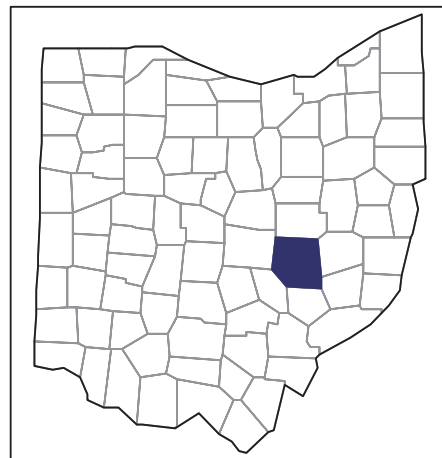
United States Department of Agriculture
National Agricultural Statistics Service

www.agcensus.usda.gov

2007 CENSUS OF AGRICULTURE

Muskingum County – Ohio

Farms with American Indian or Alaska Native Operators Compared with All Farms



Data are not available at this geographic level for farms with American Indian or Alaska Native operators.



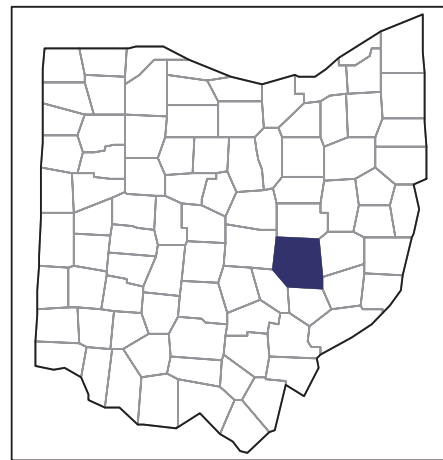
United States Department of Agriculture
National Agricultural Statistics Service

www.agcensus.usda.gov

2007 CENSUS OF AGRICULTURE

Muskingum County – Ohio

**Farms with Asian Operators
Compared with All Farms**



Data are not available at this geographic level for farms with Asian operators.



United States Department of Agriculture
National Agricultural Statistics Service

www.agcensus.usda.gov

2007 CENSUS OF AGRICULTURE

Muskingum County – Ohio

Farms with Black or African American Operators Compared with All Farms



Data are not available at this geographic level for farms with Black or African American operators.



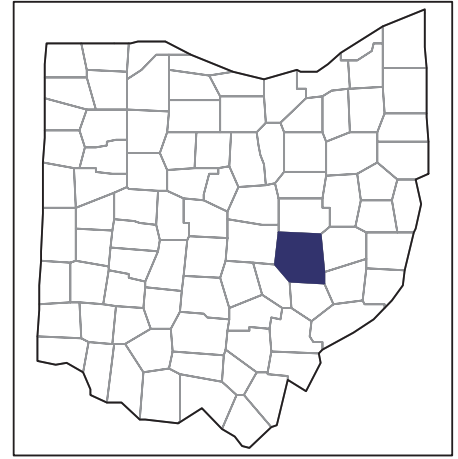
United States Department of Agriculture
National Agricultural Statistics Service

www.agcensus.usda.gov

2007 CENSUS *OF* **AGRICULTURE**

Muskingum County – Ohio

Farms with Native Hawaiian or Other Pacific Islander Operators Compared with All Farms



Data are not available at this geographic level for farms with Native Hawaiian or Other Pacific Islander operators.



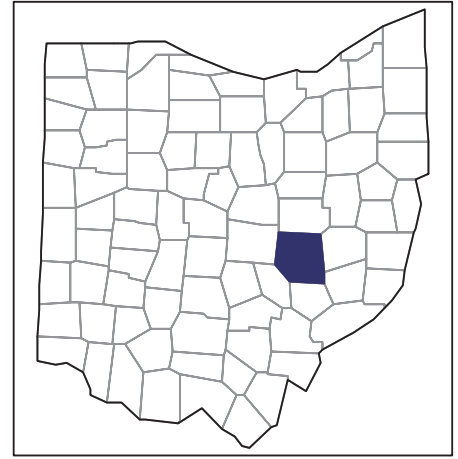
United States Department of Agriculture
National Agricultural Statistics Service

www.agcensus.usda.gov

2007 CENSUS *OF* **AGRICULTURE**

Muskingum County – Ohio

**Farms with White Operators
Compared with All Farms**



Data are not available at this geographic level for farms with White operators.



United States Department of Agriculture
National Agricultural Statistics Service

www.agcensus.usda.gov

