

2007 CENSUS OF AGRICULTURE



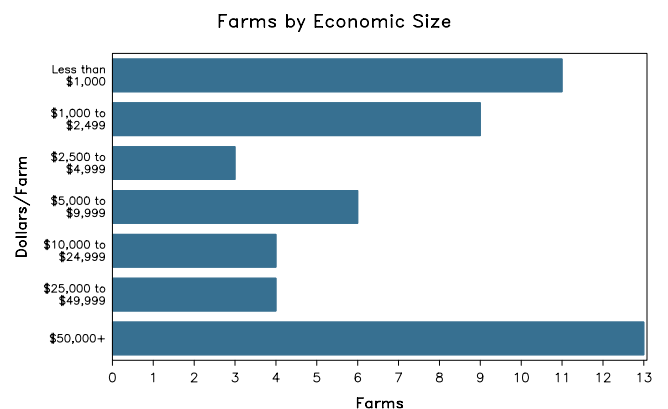
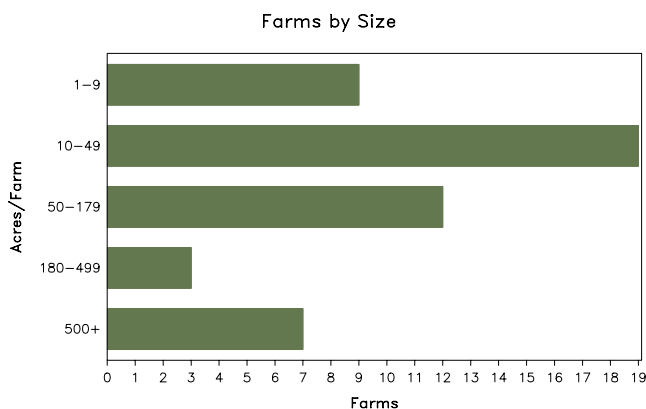
Ottawa County – Ohio

Farms with Women Principal Operators Compared with All Farms

	Women Principal Operators	All Farms
Number of Farms	50	589
Land in Farms	8,902 acres	115,145 acres
Average Size of Farm	178 acres	195 acres
Market Value of Products Sold	\$2,562,000	\$46,124,000
Crop Sales	\$2,542,000	\$43,886,000
Livestock Sales	\$20,000	\$2,239,000
Average Per Farm	\$51,237	\$78,309
Government Payments	\$190,000	\$1,855,000
Average Per Farm Receiving Payments	\$5,007	\$4,024

See footnotes on reverse page.

Farms with Women Principal Operators



2007 CENSUS OF AGRICULTURE

Ottawa County – Ohio Farms with Women Principal Operators

Selected Highlights

Item	Farms	Quantity
MARKET VALUE OF AGRICULTURAL PRODUCTS SOLD (\$1,000)		
Total value of agricultural products sold	50	2,562
Value of crops including nursery and greenhouse	30	2,542
Value of livestock, poultry, and their products	9	20
VALUE OF SALES BY COMMODITY GROUP (\$1,000)		
Grains, oilseeds, dry beans, and dry peas	28	(D)
Tobacco	-	-
Cotton and cottonseed	-	-
Vegetables, melons, potatoes and sweet potatoes	1	(D)
Fruits, tree nuts, and berries	2	(D)
Nursery, greenhouse, floriculture, and sod	2	(D)
Cut Christmas trees and short rotation woody crops	-	-
Other crops and hay	-	-
Poultry and eggs	3	6
Cattle and calves	2	(D)
Milk and other dairy products from cows	-	-
Hogs and pigs	-	-
Sheep, goats, and their products	4	3
Horses, ponies, mules, burros, and donkeys	3	1
Aquaculture	-	-
Other animals and other animal products	4	(D)
TOP CROP ITEMS (acres)		
Soybeans for beans	19	5,917
Corn for grain	17	1,583
Wheat for grain, all	5	317
Vegetables harvested for sale	1	(D)
Oats for grain	4	120
TOP LIVESTOCK INVENTORY ITEMS (number)		
Rabbits and their pelts	4	326
Cattle and calves	5	56
Goats, all	3	48
Horses and ponies	4	40
Sheep and lambs	1	(D)

Operator Characteristics

Item	Quantity
Primary occupation:	
Farming	23
Other	27
Days worked off farm:	
None	25
Any	25
Years on present farm:	
2 years or less	2
3 to 4 years	6
5 to 9 years	6
10 years or more	36
Age group:	
Under 45 years	2
45 to 64 years	26
65 years and over	22
Average age of principal operator (years)	62.0

Economic Characteristics

Item	Quantity
Farms by value of sales:	
Less than \$1,000	17
\$1,000 to \$2,499	7
\$2,500 to \$4,999	-
\$5,000 to \$9,999	5
\$10,000 to \$49,999	8
\$50,000 to \$99,999	9
\$100,000 to \$249,999	2
\$250,000 to \$499,999	1
\$500,000 or more	1
Total farm production expenses (\$1,000)	3,244
Average per farm (\$)	64,875
Net cash farm income of operation (\$1,000)	-386
Average per farm (\$)	-7,730
Value of agricultural products sold directly to individuals for human consumption (\$1,000)	39
Total organic product sales (\$1,000)	-
Total income from farm-related sources, gross before taxes and expenses (\$1,000)	105

See "Census of Agriculture, Volume 1, Geographic Area Series" for complete footnotes, explanations, definitions, and methodology.
(D) Cannot be disclosed. (Z) Less than half of the unit shown.

2007 CENSUS OF AGRICULTURE

Ottawa County – Ohio

Farms with Spanish, Hispanic, or Latino Operators Compared with All Farms



Data are not available at this geographic level for farms with Spanish, Hispanic, or Latino operators.



United States Department of Agriculture
National Agricultural Statistics Service

www.agcensus.usda.gov

2007 CENSUS OF AGRICULTURE

Ottawa County – Ohio

Farms with American Indian or Alaska Native Operators Compared with All Farms



Data are not available at this geographic level for farms with American Indian or Alaska Native operators.



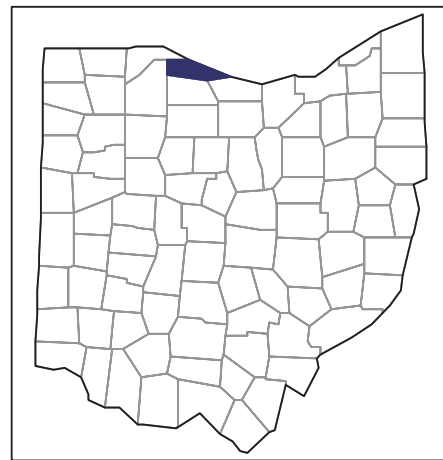
United States Department of Agriculture
National Agricultural Statistics Service

www.agcensus.usda.gov

2007 CENSUS *OF* AGRICULTURE

Ottawa County – Ohio

**Farms with Asian Operators
Compared with All Farms**



Data are not available at this geographic level for farms with Asian operators.



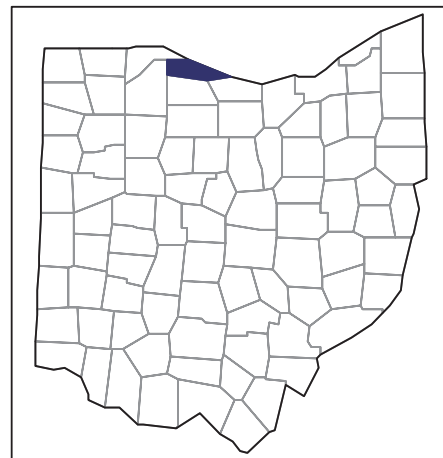
United States Department of Agriculture
National Agricultural Statistics Service

www.agcensus.usda.gov

2007 CENSUS *OF* AGRICULTURE

Ottawa County – Ohio

Farms with Black or African American
Operators Compared with All Farms



Data are not available at this geographic level for farms with Black or African American operators.



United States Department of Agriculture
National Agricultural Statistics Service

www.agcensus.usda.gov

2007 CENSUS *OF* AGRICULTURE

Ottawa County – Ohio

Farms with Native Hawaiian or Other
Pacific Islander Operators Compared
with All Farms



Data are not available at this geographic level for farms with Native Hawaiian or Other Pacific Islander operators.



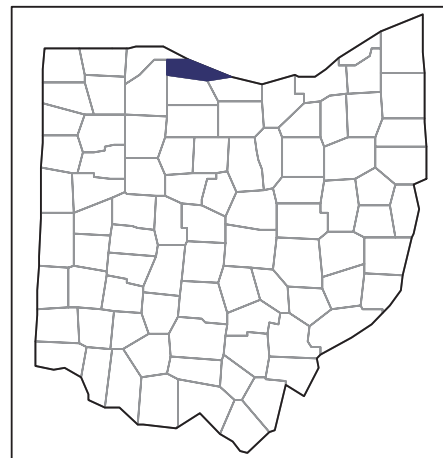
United States Department of Agriculture
National Agricultural Statistics Service

www.agcensus.usda.gov

2007 CENSUS *OF* AGRICULTURE

Ottawa County – Ohio

Farms with White Operators
Compared with All Farms



Data are not available at this geographic level for farms with White operators.



United States Department of Agriculture
National Agricultural Statistics Service

www.agcensus.usda.gov

