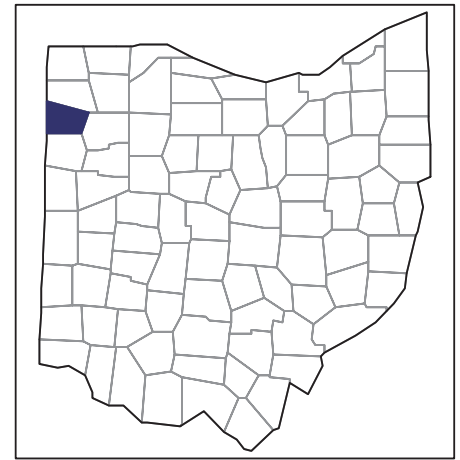


2007 CENSUS OF AGRICULTURE



Paulding County – Ohio

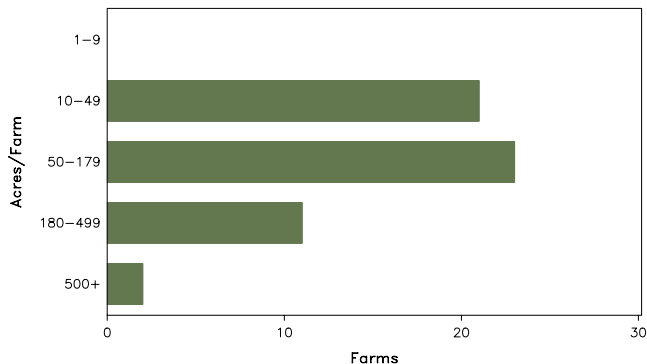
Farms with Women Principal Operators Compared with All Farms

	Women Principal Operators	All Farms
Number of Farms	57	754
Land in Farms	6,931 acres	255,564 acres
Average Size of Farm	122 acres	339 acres
Market Value of Products Sold	\$1,014,000	\$148,981,000
Crop Sales	(D)	\$81,157,000
Livestock Sales	(D)	\$67,824,000
Average Per Farm	\$17,785	\$197,588
Government Payments	\$238,000	\$6,257,000
Average Per Farm Receiving Payments	\$4,331	\$9,338

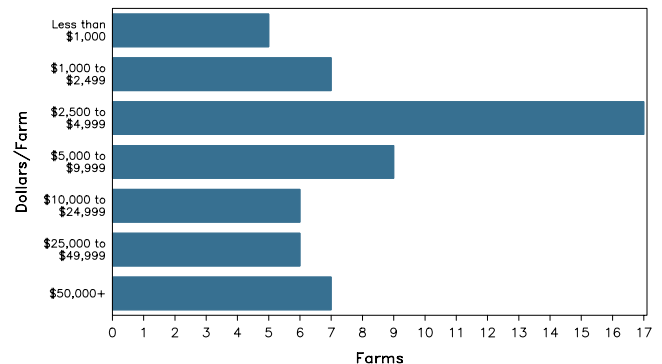
See footnotes on reverse page.

Farms with Women Principal Operators

Farms by Size



Farms by Economic Size



2007 CENSUS OF AGRICULTURE

Paulding County – Ohio Farms with Women Principal Operators

Selected Highlights

Item	Farms	Quantity
MARKET VALUE OF AGRICULTURAL PRODUCTS SOLD (\$1,000)		
Total value of agricultural products sold	57	1,014
Value of crops including nursery and greenhouse	25	(D)
Value of livestock, poultry, and their products	3	(D)
VALUE OF SALES BY COMMODITY GROUP (\$1,000)		
Grains, oilseeds, dry beans, and dry peas	25	991
Tobacco	-	-
Cotton and cottonseed	-	-
Vegetables, melons, potatoes and sweet potatoes	-	-
Fruits, tree nuts, and berries	-	-
Nursery, greenhouse, floriculture, and sod	-	-
Cut Christmas trees and short rotation woody crops	-	-
Other crops and hay	4	(D)
Poultry and eggs	2	(D)
Cattle and calves	-	-
Milk and other dairy products from cows	-	-
Hogs and pigs	-	-
Sheep, goats, and their products	1	(D)
Horses, ponies, mules, burros, and donkeys	1	(D)
Aquaculture	-	-
Other animals and other animal products	2	(D)
TOP CROP ITEMS (acres)		
Soybeans for beans	24	2,725
Corn for grain	9	861
Wheat for grain, all	5	257
Forage - land used for all hay and haylage, grass silage, and greenchop	7	124
Apples	2	(D)
TOP LIVESTOCK INVENTORY ITEMS (number)		
Layers	4	50
Horses and ponies	7	27
Cattle and calves	3	20
Ducks	4	20
Rabbits and their pelts	2	(D)

Operator Characteristics

Item	Quantity
Primary occupation:	
Farming	13
Other	44
Days worked off farm:	
None	28
Any	29
Years on present farm:	
2 years or less	2
3 to 4 years	-
5 to 9 years	8
10 years or more	47
Age group:	
Under 45 years	9
45 to 64 years	20
65 years and over	28
Average age of principal operator (years)	63.6

Economic Characteristics

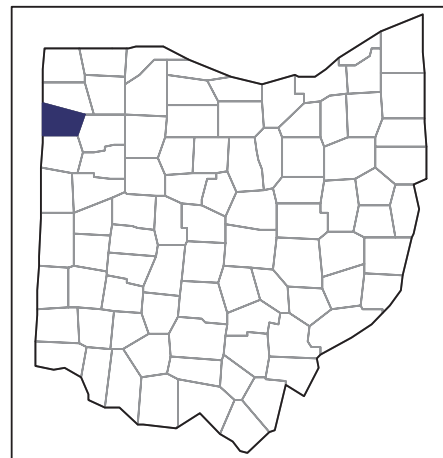
Item	Quantity
Farms by value of sales:	
Less than \$1,000	31
\$1,000 to \$2,499	5
\$2,500 to \$4,999	3
\$5,000 to \$9,999	-
\$10,000 to \$49,999	12
\$50,000 to \$99,999	3
\$100,000 to \$249,999	3
\$250,000 to \$499,999	-
\$500,000 or more	-
Total farm production expenses (\$1,000)	792
Average per farm (\$)	13,896
Net cash farm income of operation (\$1,000)	629
Average per farm (\$)	11,036
Value of agricultural products sold directly to individuals for human consumption (\$1,000)	(D)
Total organic product sales (\$1,000)	-
Total income from farm-related sources, gross before taxes and expenses (\$1,000)	169

See "Census of Agriculture, Volume 1, Geographic Area Series" for complete footnotes, explanations, definitions, and methodology.
(D) Cannot be disclosed. (Z) Less than half of the unit shown.

2007 CENSUS OF AGRICULTURE

Paulding County – Ohio

Farms with Spanish, Hispanic, or Latino Operators Compared with All Farms



Data are not available at this geographic level for farms with Spanish, Hispanic, or Latino operators.



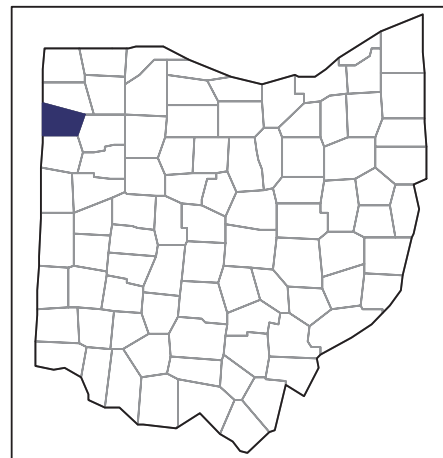
United States Department of Agriculture
National Agricultural Statistics Service

www.agcensus.usda.gov

2007 CENSUS OF AGRICULTURE

Paulding County – Ohio

Farms with American Indian or Alaska Native Operators Compared with All Farms



Data are not available at this geographic level for farms with American Indian or Alaska Native operators.



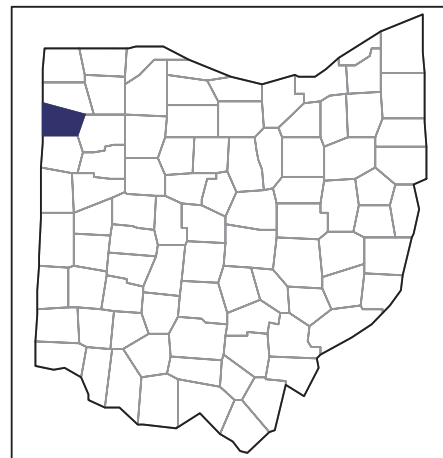
United States Department of Agriculture
National Agricultural Statistics Service

www.agcensus.usda.gov

2007 CENSUS *OF* AGRICULTURE

Paulding County – Ohio

**Farms with Asian Operators
Compared with All Farms**



Data are not available at this geographic level for farms with Asian operators.



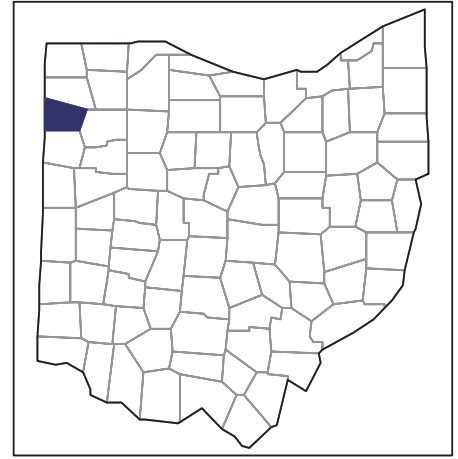
United States Department of Agriculture
National Agricultural Statistics Service

www.agcensus.usda.gov

2007 CENSUS *OF* **AGRICULTURE**

Paulding County – Ohio

**Farms with Black or African American
Operators Compared with All Farms**



Data are not available at this geographic level for farms with Black or African American operators.



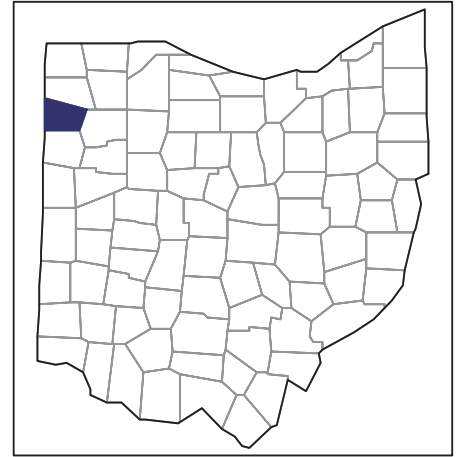
United States Department of Agriculture
National Agricultural Statistics Service

www.agcensus.usda.gov

2007 CENSUS *OF* AGRICULTURE

Paulding County – Ohio

Farms with Native Hawaiian or Other Pacific Islander Operators Compared with All Farms



Data are not available at this geographic level for farms with Native Hawaiian or Other Pacific Islander operators.



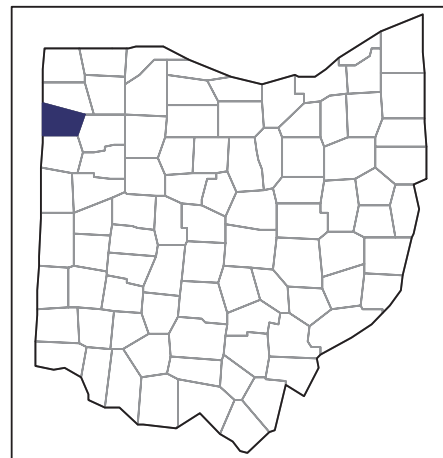
United States Department of Agriculture
National Agricultural Statistics Service

www.agcensus.usda.gov

2007 CENSUS OF AGRICULTURE

Paulding County – Ohio

**Farms with White Operators
Compared with All Farms**



Data are not available at this geographic level for farms with White operators.



United States Department of Agriculture
National Agricultural Statistics Service

www.agcensus.usda.gov

