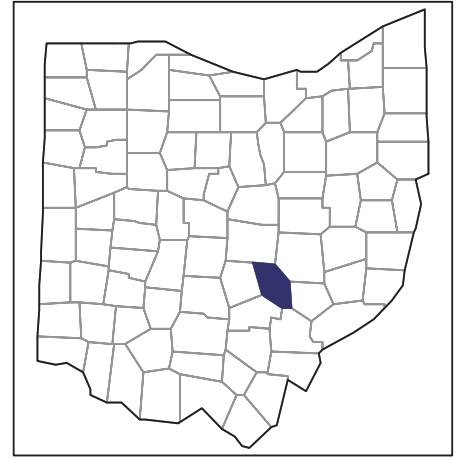


2007 CENSUS OF AGRICULTURE



Perry County – Ohio

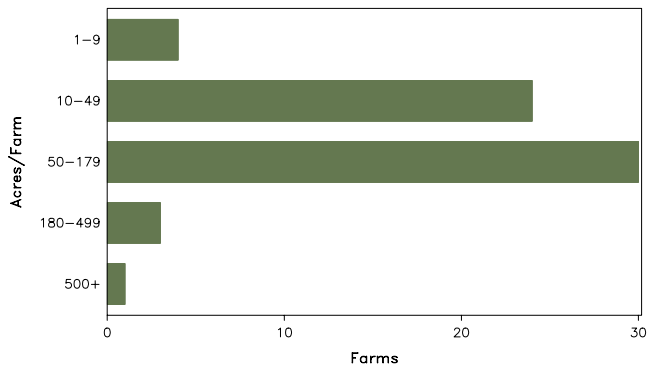
Farms with Women Principal Operators Compared with All Farms

	Women Principal Operators	All Farms
Number of Farms	62	643
Land in Farms	4,814 acres	97,965 acres
Average Size of Farm	78 acres	152 acres
Market Value of Products Sold	\$527,000	\$25,380,000
Crop Sales	\$431,000	\$16,635,000
Livestock Sales	\$96,000	\$8,745,000
Average Per Farm	\$8,504	\$39,472
Government Payments	\$34,000	\$953,000
Average Per Farm Receiving Payments	\$2,252	\$5,542

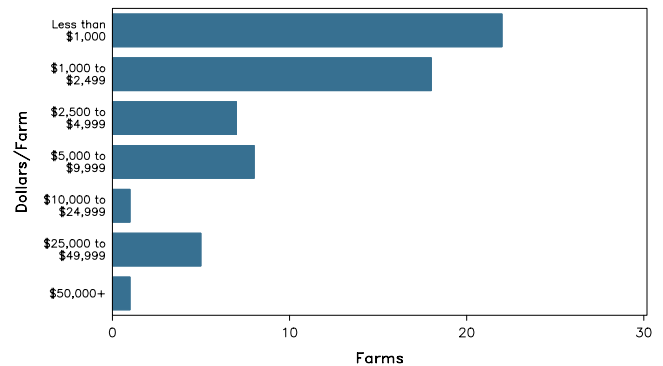
See footnotes on reverse page.

Farms with Women Principal Operators

Farms by Size



Farms by Economic Size



2007 CENSUS OF AGRICULTURE

Perry County – Ohio Farms with Women Principal Operators

Selected Highlights

Item	Farms	Quantity
MARKET VALUE OF AGRICULTURAL PRODUCTS SOLD (\$1,000)		
Total value of agricultural products sold	62	527
Value of crops including nursery and greenhouse	20	431
Value of livestock, poultry, and their products	35	96
VALUE OF SALES BY COMMODITY GROUP (\$1,000)		
Grains, oilseeds, dry beans, and dry peas	9	323
Tobacco	-	-
Cotton and cottonseed	-	-
Vegetables, melons, potatoes and sweet potatoes	5	(D)
Fruits, tree nuts, and berries	-	-
Nursery, greenhouse, floriculture, and sod	4	(D)
Cut Christmas trees and short rotation woody crops	1	(D)
Other crops and hay	5	39
Poultry and eggs	8	3
Cattle and calves	20	78
Milk and other dairy products from cows	-	-
Hogs and pigs	2	(D)
Sheep, goats, and their products	6	5
Horses, ponies, mules, burros, and donkeys	2	(D)
Aquaculture	-	-
Other animals and other animal products	4	7
TOP CROP ITEMS (acres)		
Forage - land used for all hay and haylage, grass silage, and greenchop	21	556
Corn for grain	10	541
Soybeans for beans	3	204
Cut Christmas trees	1	(D)
Wheat for grain, all	1	(D)
TOP LIVESTOCK INVENTORY ITEMS (number)		
Cattle and calves	26	361
Layers	8	133
Horses and ponies	22	124
Goats, all	6	86
Llamas	3	42

Operator Characteristics

Item	Quantity
Primary occupation:	
Farming	29
Other	33
Days worked off farm:	
None	29
Any	33
Years on present farm:	
2 years or less	-
3 to 4 years	4
5 to 9 years	10
10 years or more	48
Age group:	
Under 45 years	11
45 to 64 years	30
65 years and over	21
Average age of principal operator (years)	59.0

Economic Characteristics

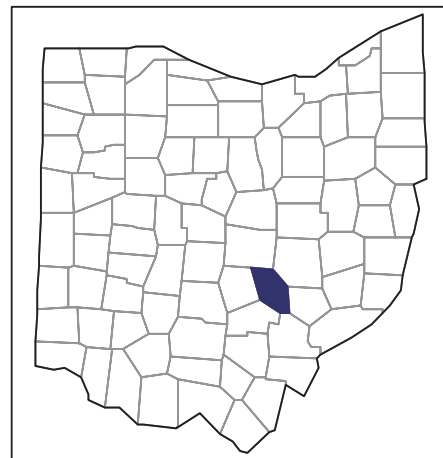
Item	Quantity
Farms by value of sales:	
Less than \$1,000	28
\$1,000 to \$2,499	13
\$2,500 to \$4,999	9
\$5,000 to \$9,999	5
\$10,000 to \$49,999	6
\$50,000 to \$99,999	-
\$100,000 to \$249,999	1
\$250,000 to \$499,999	-
\$500,000 or more	-
Total farm production expenses (\$1,000)	1,046
Average per farm (\$)	16,877
Net cash farm income of operation (\$1,000)	-390
Average per farm (\$)	-6,290
Value of agricultural products sold directly to individuals for human consumption (\$1,000)	18
Total organic product sales (\$1,000)	(D)
Total income from farm-related sources, gross before taxes and expenses (\$1,000)	95

See "Census of Agriculture, Volume 1, Geographic Area Series" for complete footnotes, explanations, definitions, and methodology.
(D) Cannot be disclosed. (Z) Less than half of the unit shown.

2007 CENSUS OF AGRICULTURE

Perry County – Ohio

Farms with Spanish, Hispanic, or Latino Operators Compared with All Farms



Data are not available at this geographic level for farms with Spanish, Hispanic, or Latino operators.



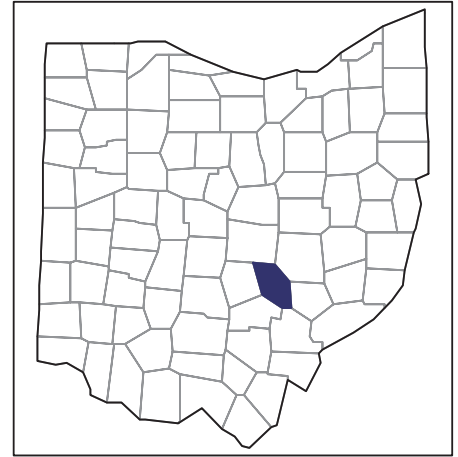
United States Department of Agriculture
National Agricultural Statistics Service

www.agcensus.usda.gov

2007 CENSUS OF AGRICULTURE

Perry County – Ohio

Farms with American Indian or Alaska Native Operators Compared with All Farms



Data are not available at this geographic level for farms with American Indian or Alaska Native operators.



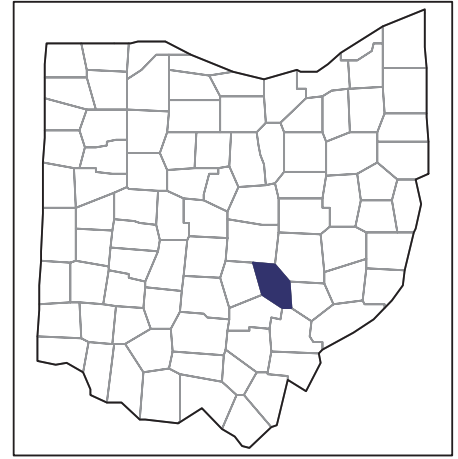
United States Department of Agriculture
National Agricultural Statistics Service

www.agcensus.usda.gov

2007 CENSUS *OF* **AGRICULTURE**

Perry County – Ohio

**Farms with Asian Operators
Compared with All Farms**



Data are not available at this geographic level for farms with Asian operators.



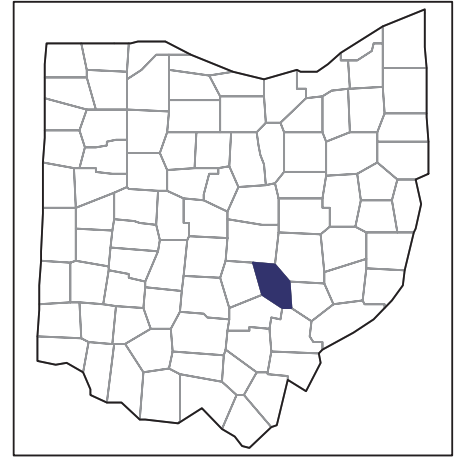
United States Department of Agriculture
National Agricultural Statistics Service

www.agcensus.usda.gov

2007 CENSUS OF AGRICULTURE

Perry County – Ohio

Farms with Black or African American Operators Compared with All Farms



Data are not available at this geographic level for farms with Black or African American operators.



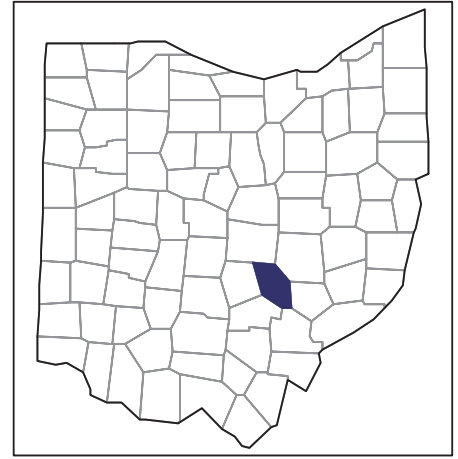
United States Department of Agriculture
National Agricultural Statistics Service

www.agcensus.usda.gov

2007 CENSUS *OF* AGRICULTURE

Perry County – Ohio

**Farms with Native Hawaiian or Other
Pacific Islander Operators Compared
with All Farms**



Data are not available at this geographic level for farms with Native Hawaiian or Other Pacific Islander operators.



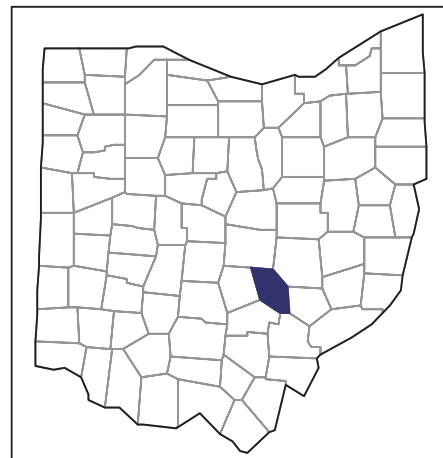
United States Department of Agriculture
National Agricultural Statistics Service

www.agcensus.usda.gov

2007 CENSUS OF AGRICULTURE

Perry County – Ohio

**Farms with White Operators
Compared with All Farms**



Data are not available at this geographic level for farms with White operators.



United States Department of Agriculture
National Agricultural Statistics Service

www.agcensus.usda.gov

