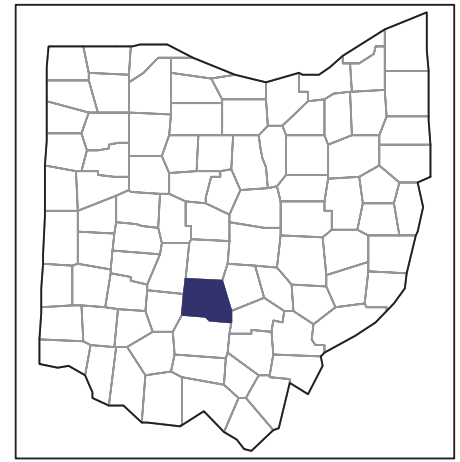


# 2007 CENSUS OF AGRICULTURE



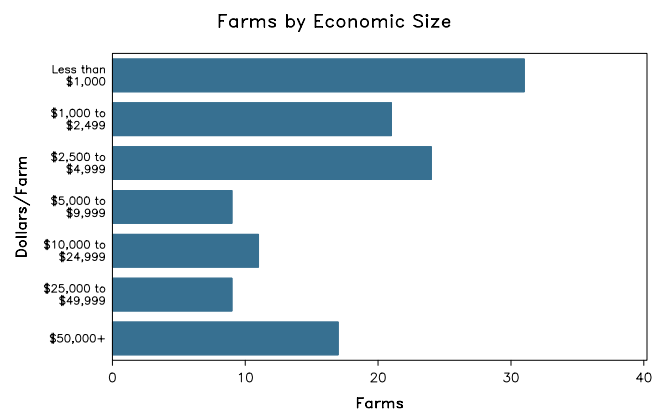
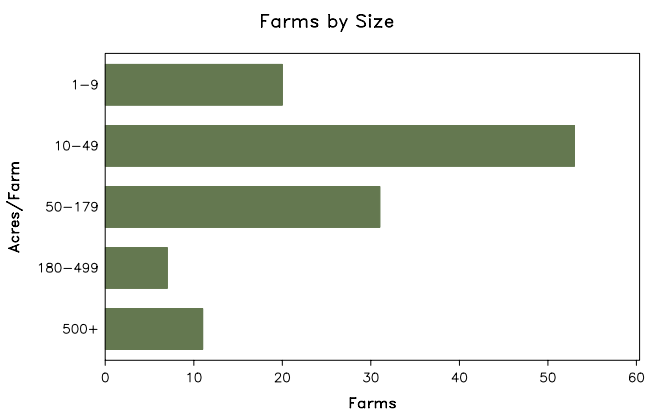
## Pickaway County – Ohio

### Farms with Women Principal Operators Compared with All Farms

	Women Principal Operators	All Farms
<b>Number of Farms</b>	122	832
<b>Land in Farms</b>	23,993 acres	288,905 acres
<b>Average Size of Farm</b>	197 acres	347 acres
<b>Market Value of Products Sold</b>	\$5,820,000	\$112,071,000
Crop Sales	\$5,375,000	\$98,381,000
Livestock Sales	\$445,000	\$13,690,000
Average Per Farm	\$47,709	\$134,701
<b>Government Payments</b>	\$534,000	\$6,366,000
Average Per Farm Receiving Payments	\$7,215	\$11,922

See footnotes on reverse page.

### Farms with Women Principal Operators



# 2007 CENSUS OF AGRICULTURE

## Pickaway County – Ohio Farms with Women Principal Operators

### Selected Highlights

Item	Farms	Quantity
<b>MARKET VALUE OF AGRICULTURAL PRODUCTS SOLD (\$1,000)</b>		
Total value of agricultural products sold	122	5,820
Value of crops including nursery and greenhouse	50	5,375
Value of livestock, poultry, and their products	30	445
<b>VALUE OF SALES BY COMMODITY GROUP (\$1,000)</b>		
Grains, oilseeds, dry beans, and dry peas	39	5,301
Tobacco	-	-
Cotton and cottonseed	-	-
Vegetables, melons, potatoes and sweet potatoes	2	(D)
Fruits, tree nuts, and berries	-	-
Nursery, greenhouse, floriculture, and sod	-	-
Cut Christmas trees and short rotation woody crops	-	-
Other crops and hay	10	(D)
Poultry and eggs	8	5
Cattle and calves	7	(D)
Milk and other dairy products from cows	1	(D)
Hogs and pigs	9	12
Sheep, goats, and their products	3	(D)
Horses, ponies, mules, burros, and donkeys	8	28
Aquaculture	-	-
Other animals and other animal products	3	-
<b>TOP CROP ITEMS (acres)</b>		
Soybeans for beans	30	6,856
Corn for grain	30	6,623
Wheat for grain, all	11	605
Forage - land used for all hay and haylage, grass silage, and greenchop	20	537
Corn for silage or greenchop	2	(D)
<b>TOP LIVESTOCK INVENTORY ITEMS (number)</b>		
Cattle and calves	7	345
Horses and ponies	29	265
Layers	9	184
Goats, all	15	112
Hogs and pigs	6	93

### Operator Characteristics

Item	Quantity
Primary occupation:	
Farming	31
Other	91
Days worked off farm:	
None	50
Any	72
Years on present farm:	
2 years or less	5
3 to 4 years	7
5 to 9 years	17
10 years or more	93
Age group:	
Under 45 years	8
45 to 64 years	62
65 years and over	52
Average age of principal operator (years)	62.3

### Economic Characteristics

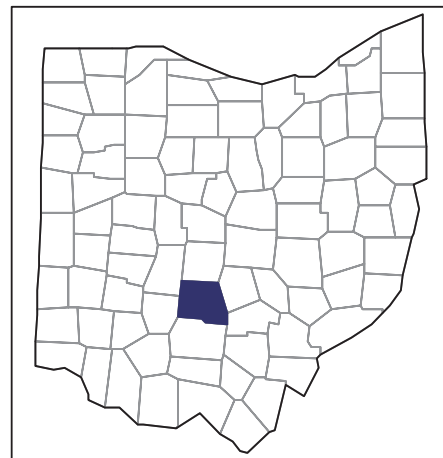
Item	Quantity
Farms by value of sales:	
Less than \$1,000	61
\$1,000 to \$2,499	15
\$2,500 to \$4,999	9
\$5,000 to \$9,999	6
\$10,000 to \$49,999	14
\$50,000 to \$99,999	4
\$100,000 to \$249,999	7
\$250,000 to \$499,999	4
\$500,000 or more	2
Total farm production expenses (\$1,000)	4,988
Average per farm (\$)	40,882
Net cash farm income of operation (\$1,000)	1,950
Average per farm (\$)	15,983
Value of agricultural products sold directly to individuals for human consumption (\$1,000)	7
Total organic product sales (\$1,000)	-
Total income from farm-related sources, gross before taxes and expenses (\$1,000)	583

See "Census of Agriculture, Volume 1, Geographic Area Series" for complete footnotes, explanations, definitions, and methodology.  
(D) Cannot be disclosed. (Z) Less than half of the unit shown.

# 2007 CENSUS OF AGRICULTURE

## Pickaway County – Ohio

### Farms with Spanish, Hispanic, or Latino Operators Compared with All Farms



Data are not available at this geographic level for farms with Spanish, Hispanic, or Latino operators.



United States Department of Agriculture  
National Agricultural Statistics Service

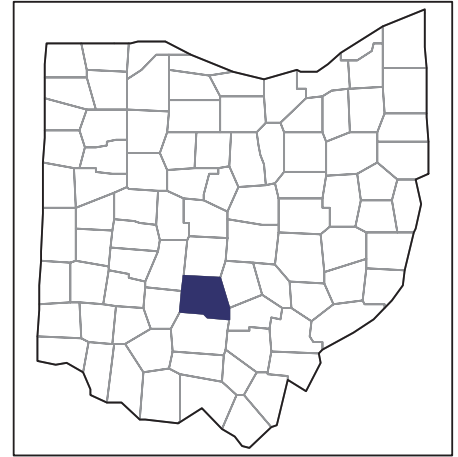
[www.agcensus.usda.gov](http://www.agcensus.usda.gov)



# 2007 CENSUS OF AGRICULTURE

Pickaway County – Ohio

Farms with American Indian or Alaska Native Operators Compared with All Farms



Data are not available at this geographic level for farms with American Indian or Alaska Native operators.



United States Department of Agriculture  
National Agricultural Statistics Service

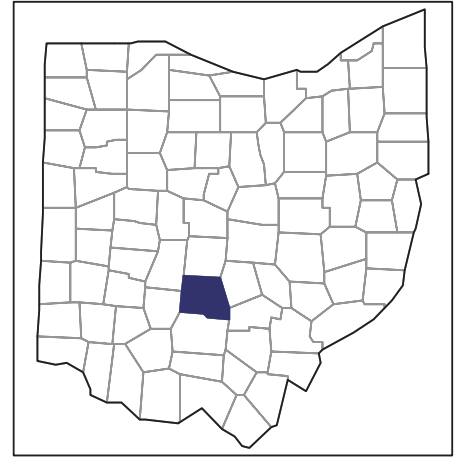
[www.agcensus.usda.gov](http://www.agcensus.usda.gov)



# 2007 CENSUS OF AGRICULTURE

Pickaway County – Ohio

Farms with Asian Operators  
Compared with All Farms



Data are not available at this geographic level for farms with Asian operators.



United States Department of Agriculture  
National Agricultural Statistics Service

[www.agcensus.usda.gov](http://www.agcensus.usda.gov)

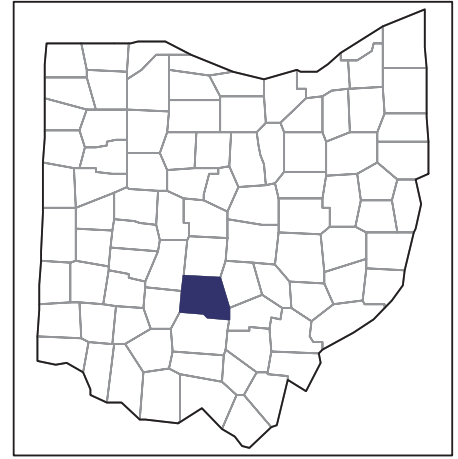




# 2007 CENSUS OF AGRICULTURE

Pickaway County – Ohio

Farms with Black or African American Operators Compared with All Farms



Data are not available at this geographic level for farms with Black or African American operators.



United States Department of Agriculture  
National Agricultural Statistics Service

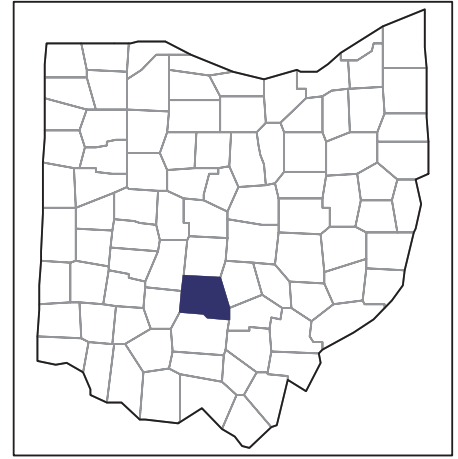
[www.agcensus.usda.gov](http://www.agcensus.usda.gov)



# 2007 CENSUS *OF* AGRICULTURE

## Pickaway County – Ohio

### Farms with Native Hawaiian or Other Pacific Islander Operators Compared with All Farms



Data are not available at this geographic level for farms with Native Hawaiian or Other Pacific Islander operators.



United States Department of Agriculture  
National Agricultural Statistics Service

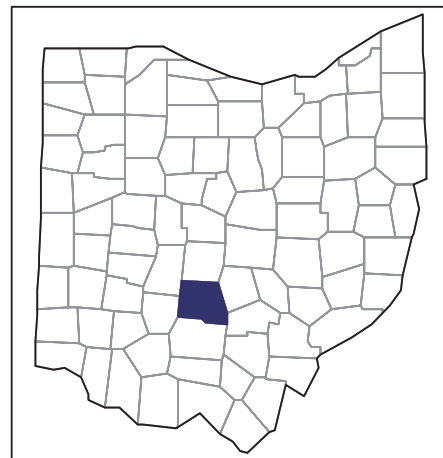
[www.agcensus.usda.gov](http://www.agcensus.usda.gov)



# 2007 CENSUS *OF* **AGRICULTURE**

**Pickaway County – Ohio**

**Farms with White Operators  
Compared with All Farms**



**Data are not available at this geographic level for farms with White operators.**



United States Department of Agriculture  
National Agricultural Statistics Service

[www.agcensus.usda.gov](http://www.agcensus.usda.gov)

