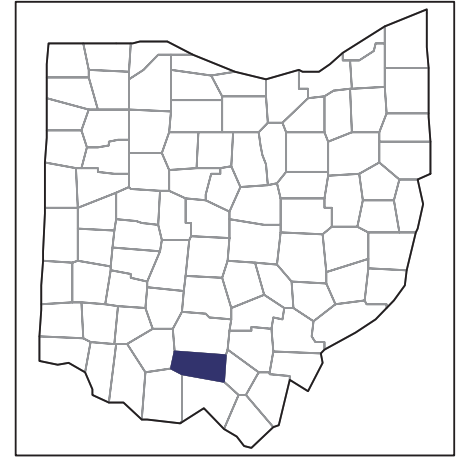


2007 CENSUS OF AGRICULTURE



Pike County – Ohio

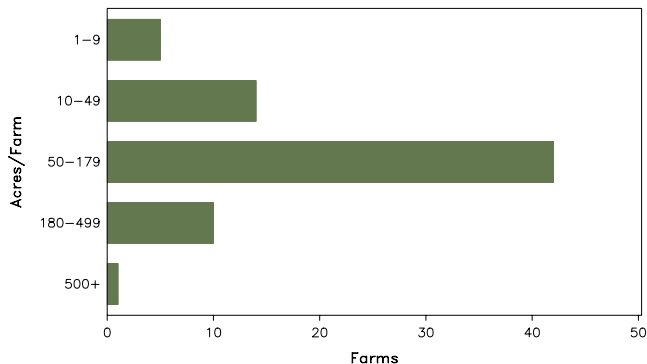
Farms with Women Principal Operators Compared with All Farms

	Women Principal Operators	All Farms
Number of Farms	72	538
Land in Farms	8,523 acres	80,636 acres
Average Size of Farm	118 acres	150 acres
Market Value of Products Sold	\$547,000	\$11,264,000
Crop Sales	\$250,000	\$7,775,000
Livestock Sales	\$297,000	\$3,489,000
Average Per Farm	\$7,598	\$20,936
Government Payments	\$126,000	\$931,000
Average Per Farm Receiving Payments	\$2,938	\$3,998

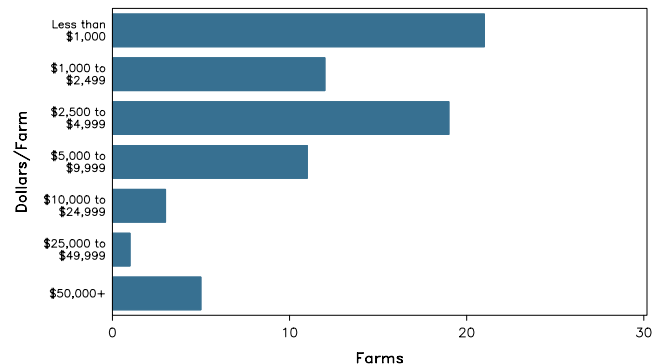
See footnotes on reverse page.

Farms with Women Principal Operators

Farms by Size



Farms by Economic Size



2007 CENSUS OF AGRICULTURE

Pike County – Ohio Farms with Women Principal Operators

Selected Highlights

Item	Farms	Quantity
MARKET VALUE OF AGRICULTURAL PRODUCTS SOLD (\$1,000)		
Total value of agricultural products sold	72	547
Value of crops including nursery and greenhouse	18	250
Value of livestock, poultry, and their products	16	297
VALUE OF SALES BY COMMODITY GROUP (\$1,000)		
Grains, oilseeds, dry beans, and dry peas	5	112
Tobacco	-	-
Cotton and cottonseed	-	-
Vegetables, melons, potatoes and sweet potatoes	3	(D)
Fruits, tree nuts, and berries	-	-
Nursery, greenhouse, floriculture, and sod	2	(D)
Cut Christmas trees and short rotation woody crops	-	-
Other crops and hay	10	103
Poultry and eggs	2	(D)
Cattle and calves	7	(D)
Milk and other dairy products from cows	1	(D)
Hogs and pigs	5	(D)
Sheep, goats, and their products	3	7
Horses, ponies, mules, burros, and donkeys	3	9
Aquaculture	-	-
Other animals and other animal products	1	(D)
TOP CROP ITEMS (acres)		
Forage - land used for all hay and haylage, grass silage, and greenchop	19	864
Soybeans for beans	5	230
Corn for grain	4	129
Corn for silage or greenchop	1	(D)
Vegetables harvested for sale	3	24
TOP LIVESTOCK INVENTORY ITEMS (number)		
Cattle and calves	13	787
Horses and ponies	28	149
Goats, all	6	85
Layers	2	(D)
Mules, burros, and donkeys	2	(D)

Operator Characteristics

Item	Quantity
Primary occupation:	
Farming	21
Other	51
Days worked off farm:	
None	30
Any	42
Years on present farm:	
2 years or less	2
3 to 4 years	4
5 to 9 years	20
10 years or more	46
Age group:	
Under 45 years	10
45 to 64 years	27
65 years and over	35
Average age of principal operator (years)	60.3

Economic Characteristics

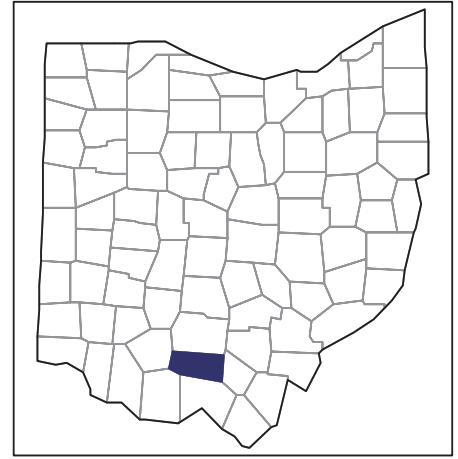
Item	Quantity
Farms by value of sales:	
Less than \$1,000	44
\$1,000 to \$2,499	8
\$2,500 to \$4,999	3
\$5,000 to \$9,999	9
\$10,000 to \$49,999	3
\$50,000 to \$99,999	4
\$100,000 to \$249,999	1
\$250,000 to \$499,999	-
\$500,000 or more	-
Total farm production expenses (\$1,000)	859
Average per farm (\$)	11,934
Net cash farm income of operation (\$1,000)	-97
Average per farm (\$)	-1,351
Value of agricultural products sold directly to individuals for human consumption (\$1,000)	(D)
Total organic product sales (\$1,000)	-
Total income from farm-related sources, gross before taxes and expenses (\$1,000)	89

See "Census of Agriculture, Volume 1, Geographic Area Series" for complete footnotes, explanations, definitions, and methodology.
(D) Cannot be disclosed. (Z) Less than half of the unit shown.

2007 CENSUS OF AGRICULTURE

Pike County – Ohio

Farms with Spanish, Hispanic, or Latino Operators Compared with All Farms



Data are not available at this geographic level for farms with Spanish, Hispanic, or Latino operators.



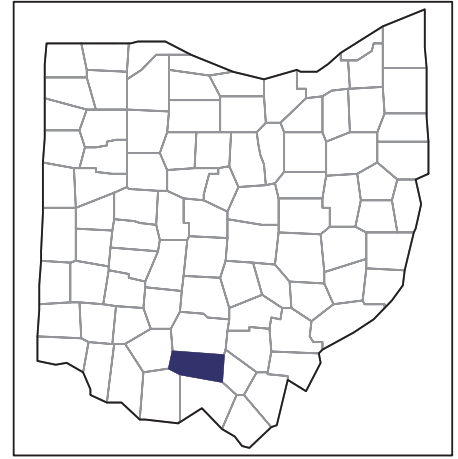
United States Department of Agriculture
National Agricultural Statistics Service

www.agcensus.usda.gov

2007 CENSUS *OF* AGRICULTURE

Pike County – Ohio

**Farms with American Indian or Alaska
Native Operators Compared with All
Farms**



Data are not available at this geographic level for farms with American Indian or Alaska Native operators.



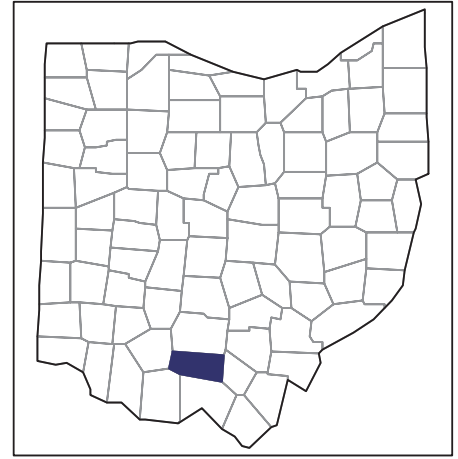
United States Department of Agriculture
National Agricultural Statistics Service

www.agcensus.usda.gov

2007 CENSUS OF AGRICULTURE

Pike County – Ohio

**Farms with Asian Operators
Compared with All Farms**



Data are not available at this geographic level for farms with Asian operators.



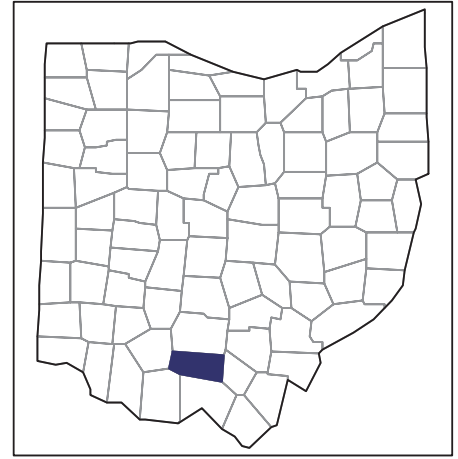
United States Department of Agriculture
National Agricultural Statistics Service

www.agcensus.usda.gov

2007 CENSUS OF AGRICULTURE

Pike County – Ohio

Farms with Black or African American Operators Compared with All Farms



Data are not available at this geographic level for farms with Black or African American operators.



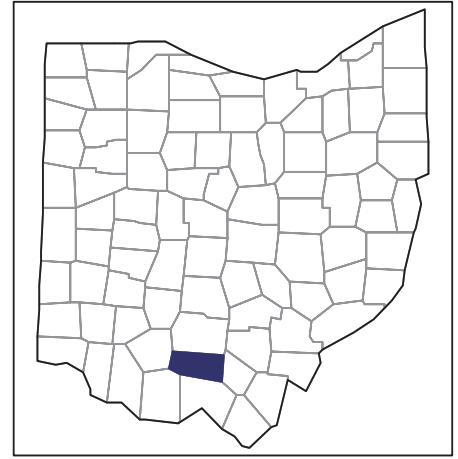
United States Department of Agriculture
National Agricultural Statistics Service

www.agcensus.usda.gov

2007 CENSUS *OF* AGRICULTURE

Pike County – Ohio

**Farms with Native Hawaiian or Other
Pacific Islander Operators Compared
with All Farms**



Data are not available at this geographic level for farms with Native Hawaiian or Other Pacific Islander operators.



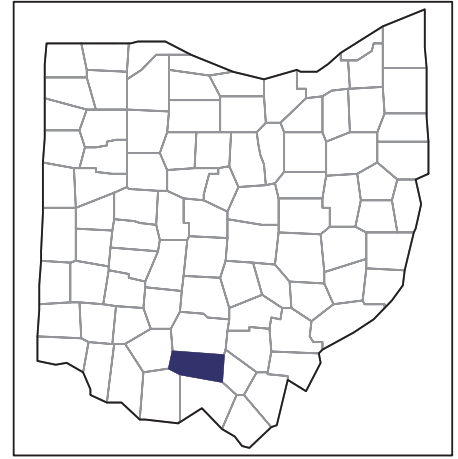
United States Department of Agriculture
National Agricultural Statistics Service

www.agcensus.usda.gov

2007 CENSUS OF AGRICULTURE

Pike County – Ohio

**Farms with White Operators
Compared with All Farms**



Data are not available at this geographic level for farms with White operators.



United States Department of Agriculture
National Agricultural Statistics Service

www.agcensus.usda.gov

