

2007 CENSUS OF AGRICULTURE



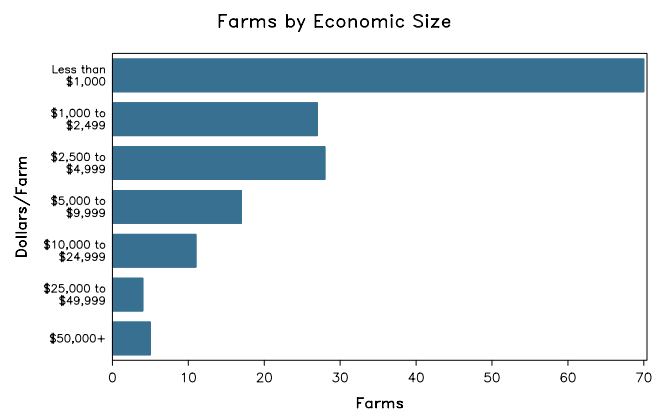
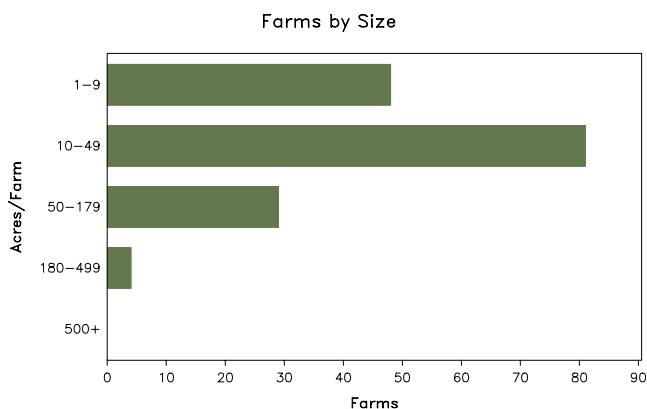
Portage County – Ohio

Farms with Women Principal Operators Compared with All Farms

	Women Principal Operators	All Farms
Number of Farms	162	862
Land in Farms	5,424 acres	82,759 acres
Average Size of Farm	33 acres	96 acres
Market Value of Products Sold	\$3,571,000	\$34,026,000
Crop Sales	\$3,352,000	\$23,395,000
Livestock Sales	\$219,000	\$10,632,000
Average Per Farm	\$22,042	\$39,474
Government Payments	\$6,000	\$815,000
Average Per Farm Receiving Payments	\$534	\$4,659

See footnotes on reverse page.

Farms with Women Principal Operators



2007 CENSUS OF AGRICULTURE

Portage County – Ohio Farms with Women Principal Operators

Selected Highlights

Item	Farms	Quantity
MARKET VALUE OF AGRICULTURAL PRODUCTS SOLD (\$1,000)		
Total value of agricultural products sold	162	3,571
Value of crops including nursery and greenhouse	62	3,352
Value of livestock, poultry, and their products	66	219
VALUE OF SALES BY COMMODITY GROUP (\$1,000)		
Grains, oilseeds, dry beans, and dry peas	14	(D)
Tobacco	-	-
Cotton and cottonseed	-	-
Vegetables, melons, potatoes and sweet potatoes	12	325
Fruits, tree nuts, and berries	2	(D)
Nursery, greenhouse, floriculture, and sod	15	2,804
Cut Christmas trees and short rotation woody crops	6	(D)
Other crops and hay	32	75
Poultry and eggs	19	14
Cattle and calves	20	70
Milk and other dairy products from cows	1	(D)
Hogs and pigs	11	(D)
Sheep, goats, and their products	13	(D)
Horses, ponies, mules, burros, and donkeys	17	50
Aquaculture	-	-
Other animals and other animal products	14	59
TOP CROP ITEMS (acres)		
Forage - land used for all hay and haylage, grass silage, and greenchop	46	730
Corn for grain	7	136
Soybeans for beans	6	90
Vegetables harvested for sale	12	74
Wheat for grain, all	4	60
TOP LIVESTOCK INVENTORY ITEMS (number)		
Layers	26	642
Horses and ponies	86	551
Cattle and calves	36	425
Goats, all	27	323
Pullets for laying flock replacement	8	274

Operator Characteristics

Item	Quantity
Primary occupation:	
Farming	75
Other	87
Days worked off farm:	
None	58
Any	104
Years on present farm:	
2 years or less	8
3 to 4 years	15
5 to 9 years	59
10 years or more	80
Age group:	
Under 45 years	42
45 to 64 years	93
65 years and over	27
Average age of principal operator (years)	53.1

Economic Characteristics

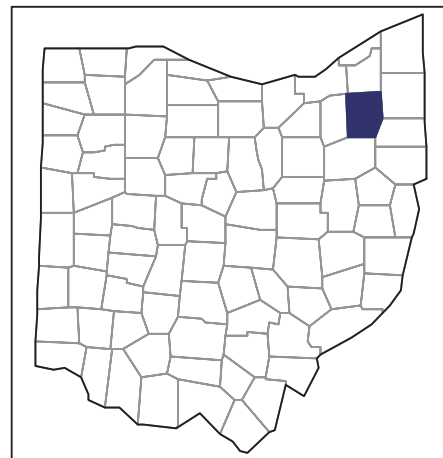
Item	Quantity
Farms by value of sales:	
Less than \$1,000	70
\$1,000 to \$2,499	29
\$2,500 to \$4,999	26
\$5,000 to \$9,999	17
\$10,000 to \$49,999	15
\$50,000 to \$99,999	-
\$100,000 to \$249,999	2
\$250,000 to \$499,999	2
\$500,000 or more	1
Total farm production expenses (\$1,000)	3,551
Average per farm (\$)	21,920
Net cash farm income of operation (\$1,000)	308
Average per farm (\$)	1,903
Value of agricultural products sold directly to individuals for human consumption (\$1,000)	65
Total organic product sales (\$1,000)	22
Total income from farm-related sources, gross before taxes and expenses (\$1,000)	283

See "Census of Agriculture, Volume 1, Geographic Area Series" for complete footnotes, explanations, definitions, and methodology.
(D) Cannot be disclosed. (Z) Less than half of the unit shown.

2007 CENSUS *OF* AGRICULTURE

Portage County – Ohio

Farms with Spanish, Hispanic, or Latino Operators Compared with All Farms



Data are not available at this geographic level for farms with Spanish, Hispanic, or Latino operators.



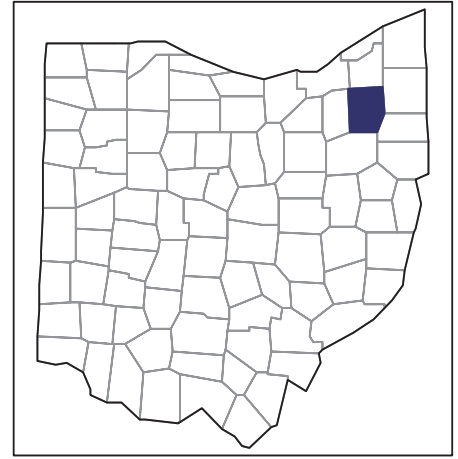
United States Department of Agriculture
National Agricultural Statistics Service

www.agcensus.usda.gov

2007 CENSUS OF AGRICULTURE

Portage County – Ohio

Farms with American Indian or Alaska Native Operators Compared with All Farms



Data are not available at this geographic level for farms with American Indian or Alaska Native operators.



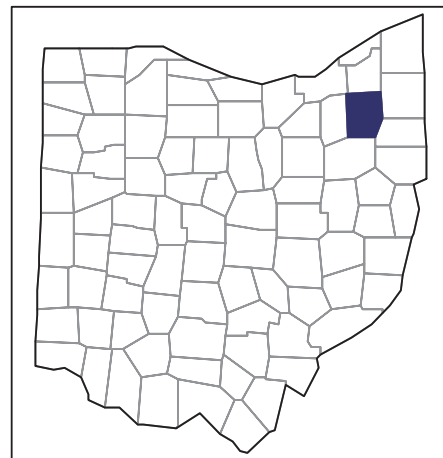
United States Department of Agriculture
National Agricultural Statistics Service

www.agcensus.usda.gov

2007 CENSUS *OF* AGRICULTURE

Portage County – Ohio

**Farms with Asian Operators
Compared with All Farms**



Data are not available at this geographic level for farms with Asian operators.



United States Department of Agriculture
National Agricultural Statistics Service

www.agcensus.usda.gov

2007 CENSUS *OF* **AGRICULTURE**

Portage County – Ohio

**Farms with Black or African American
Operators Compared with All Farms**



Data are not available at this geographic level for farms with Black or African American operators.



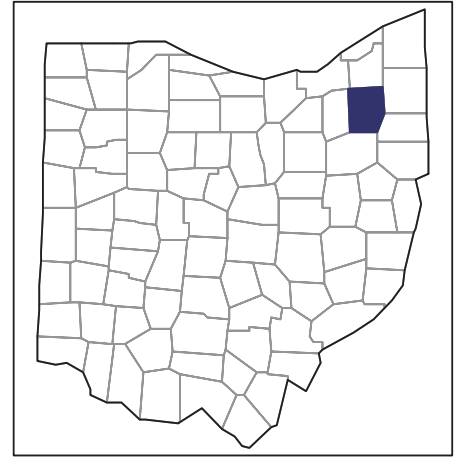
United States Department of Agriculture
National Agricultural Statistics Service

www.agcensus.usda.gov

2007 CENSUS *OF* AGRICULTURE

Portage County – Ohio

**Farms with Native Hawaiian or Other
Pacific Islander Operators Compared
with All Farms**



Data are not available at this geographic level for farms with Native Hawaiian or Other Pacific Islander operators.



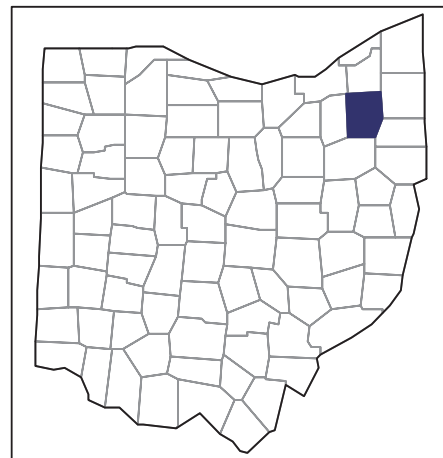
United States Department of Agriculture
National Agricultural Statistics Service

www.agcensus.usda.gov

2007 CENSUS OF AGRICULTURE

Portage County – Ohio

Farms with White Operators
Compared with All Farms



Data are not available at this geographic level for farms with White operators.



United States Department of Agriculture
National Agricultural Statistics Service

www.agcensus.usda.gov

