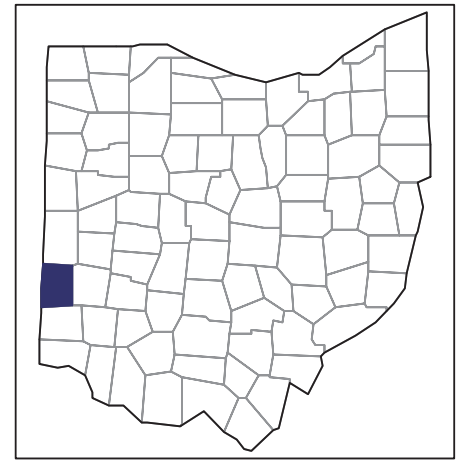


# 2007 CENSUS OF AGRICULTURE



## Preble County – Ohio

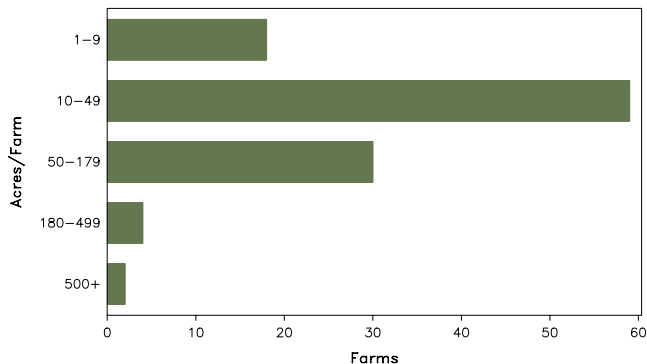
### Farms with Women Principal Operators Compared with All Farms

	Women Principal Operators	All Farms
<b>Number of Farms</b>	113	1,181
<b>Land in Farms</b>	6,748 acres	230,616 acres
<b>Average Size of Farm</b>	60 acres	195 acres
<b>Market Value of Products Sold</b>	\$4,300,000	\$109,525,000
Crop Sales	(D)	\$70,641,000
Livestock Sales	(D)	\$38,884,000
Average Per Farm	\$38,053	\$92,739
<b>Government Payments</b>	\$80,000	\$4,542,000
Average Per Farm Receiving Payments	\$1,813	\$6,699

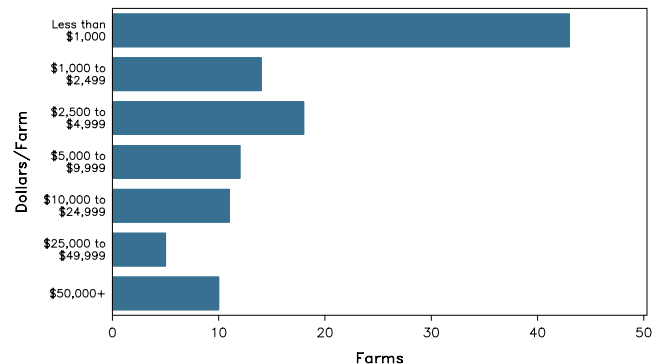
See footnotes on reverse page.

### Farms with Women Principal Operators

Farms by Size



Farms by Economic Size



# 2007 CENSUS OF AGRICULTURE

## Preble County – Ohio Farms with Women Principal Operators

### Selected Highlights

Item	Farms	Quantity
<b>MARKET VALUE OF AGRICULTURAL PRODUCTS SOLD (\$1,000)</b>		
Total value of agricultural products sold	113	4,300
Value of crops including nursery and greenhouse	42	(D)
Value of livestock, poultry, and their products	33	(D)
<b>VALUE OF SALES BY COMMODITY GROUP (\$1,000)</b>		
Grains, oilseeds, dry beans, and dry peas	33	1,276
Tobacco	-	-
Cotton and cottonseed	-	-
Vegetables, melons, potatoes and sweet potatoes	4	(D)
Fruits, tree nuts, and berries	1	(D)
Nursery, greenhouse, floriculture, and sod	2	(D)
Cut Christmas trees and short rotation woody crops	-	-
Other crops and hay	8	180
Poultry and eggs	5	2
Cattle and calves	17	253
Milk and other dairy products from cows	-	-
Hogs and pigs	2	(D)
Sheep, goats, and their products	4	27
Horses, ponies, mules, burros, and donkeys	13	82
Aquaculture	-	-
Other animals and other animal products	-	-
<b>TOP CROP ITEMS (acres)</b>		
Corn for grain	25	1,642
Soybeans for beans	24	1,239
Forage - land used for all hay and haylage, grass silage, and greenchop	36	997
Wheat for grain, all	3	74
Vegetables harvested for sale	4	(D)
<b>TOP LIVESTOCK INVENTORY ITEMS (number)</b>		
Hogs and pigs	2	(D)
Quail	2	(D)
Goats, all	6	429
Horses and ponies	56	419
Cattle and calves	23	394

### Operator Characteristics

Item	Quantity
Primary occupation:	
Farming	52
Other	61
Days worked off farm:	
None	44
Any	69
Years on present farm:	
2 years or less	4
3 to 4 years	12
5 to 9 years	26
10 years or more	71
Age group:	
Under 45 years	17
45 to 64 years	59
65 years and over	37
Average age of principal operator (years)	57.2

### Economic Characteristics

Item	Quantity
Farms by value of sales:	
Less than \$1,000	57
\$1,000 to \$2,499	4
\$2,500 to \$4,999	17
\$5,000 to \$9,999	9
\$10,000 to \$49,999	16
\$50,000 to \$99,999	5
\$100,000 to \$249,999	3
\$250,000 to \$499,999	1
\$500,000 or more	1
Total farm production expenses (\$1,000)	3,995
Average per farm (\$)	35,357
Net cash farm income of operation (\$1,000)	701
Average per farm (\$)	6,201
Value of agricultural products sold directly to individuals for human consumption (\$1,000)	(D)
Total organic product sales (\$1,000)	-
Total income from farm-related sources, gross before taxes and expenses (\$1,000)	316

See "Census of Agriculture, Volume 1, Geographic Area Series" for complete footnotes, explanations, definitions, and methodology.  
(D) Cannot be disclosed. (Z) Less than half of the unit shown.

# 2007 CENSUS OF AGRICULTURE

## Preble County – Ohio

### Farms with Spanish, Hispanic, or Latino Operators Compared with All Farms



Data are not available at this geographic level for farms with Spanish, Hispanic, or Latino operators.



United States Department of Agriculture  
National Agricultural Statistics Service

[www.agcensus.usda.gov](http://www.agcensus.usda.gov)



# 2007 CENSUS OF AGRICULTURE

Preble County – Ohio

Farms with American Indian or Alaska Native Operators Compared with All Farms



Data are not available at this geographic level for farms with American Indian or Alaska Native operators.



United States Department of Agriculture  
National Agricultural Statistics Service

[www.agcensus.usda.gov](http://www.agcensus.usda.gov)



# 2007 CENSUS *OF* AGRICULTURE

**Preble County – Ohio**

**Farms with Asian Operators  
Compared with All Farms**



**Data are not available at this geographic level for farms with Asian operators.**



United States Department of Agriculture  
National Agricultural Statistics Service

[www.agcensus.usda.gov](http://www.agcensus.usda.gov)

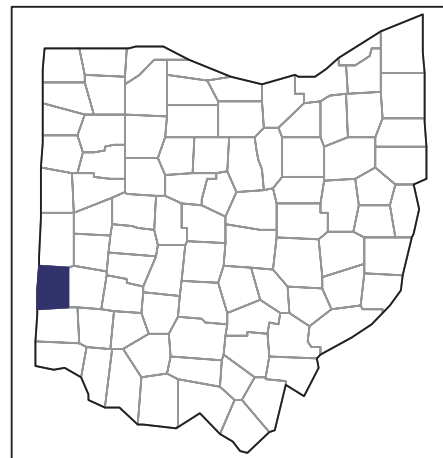




# 2007 CENSUS *OF* AGRICULTURE

**Preble County – Ohio**

**Farms with Black or African American  
Operators Compared with All Farms**



Data are not available at this geographic level for farms with Black or African American operators.



United States Department of Agriculture  
National Agricultural Statistics Service

[www.agcensus.usda.gov](http://www.agcensus.usda.gov)



# 2007 CENSUS *OF* AGRICULTURE

**Preble County – Ohio**

**Farms with Native Hawaiian or Other  
Pacific Islander Operators Compared  
with All Farms**



**Data are not available at this geographic level for farms with Native Hawaiian or Other Pacific Islander operators.**



United States Department of Agriculture  
National Agricultural Statistics Service

[www.agcensus.usda.gov](http://www.agcensus.usda.gov)



# 2007 CENSUS OF AGRICULTURE

Preble County – Ohio

Farms with White Operators  
Compared with All Farms



Data are not available at this geographic level for farms with White operators.



United States Department of Agriculture  
National Agricultural Statistics Service

[www.agcensus.usda.gov](http://www.agcensus.usda.gov)

