

# 2007 CENSUS OF AGRICULTURE



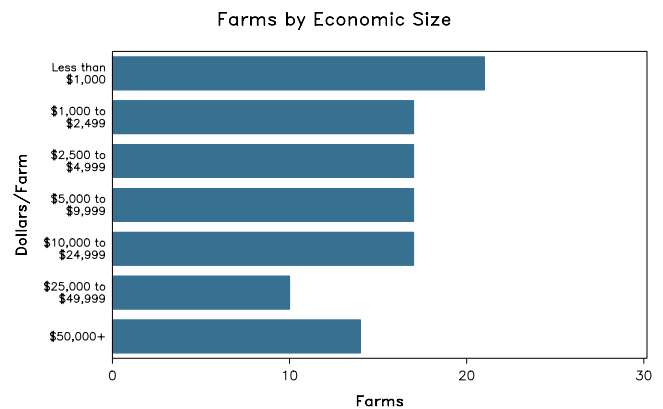
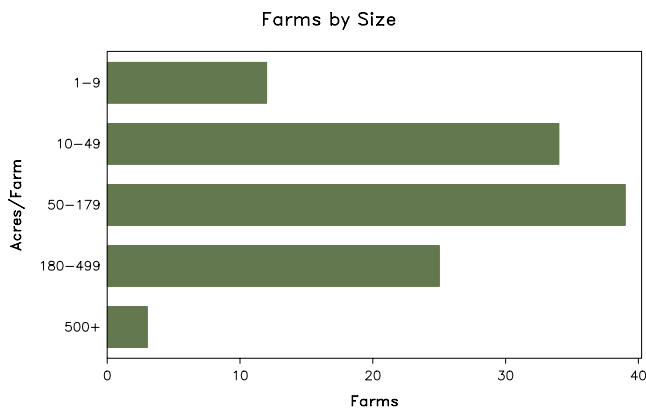
## Ross County – Ohio

### Farms with Women Principal Operators Compared with All Farms

	Women Principal Operators	All Farms
<b>Number of Farms</b>	113	1,009
<b>Land in Farms</b>	15,003 acres	223,650 acres
<b>Average Size of Farm</b>	133 acres	222 acres
<b>Market Value of Products Sold</b>	\$2,367,000	\$51,198,000
Crop Sales	\$945,000	\$42,740,000
Livestock Sales	\$1,422,000	\$8,457,000
Average Per Farm	\$20,948	\$50,741
<b>Government Payments</b>	\$626,000	\$5,917,000
Average Per Farm Receiving Payments	\$8,811	\$10,509

See footnotes on reverse page.

### Farms with Women Principal Operators



# 2007 CENSUS OF AGRICULTURE

## Ross County – Ohio Farms with Women Principal Operators

### Selected Highlights

Item	Farms	Quantity
<b>MARKET VALUE OF AGRICULTURAL PRODUCTS SOLD (\$1,000)</b>		
Total value of agricultural products sold	113	2,367
Value of crops including nursery and greenhouse	41	945
Value of livestock, poultry, and their products	37	1,422
<b>VALUE OF SALES BY COMMODITY GROUP (\$1,000)</b>		
Grains, oilseeds, dry beans, and dry peas	21	829
Tobacco	-	-
Cotton and cottonseed	-	-
Vegetables, melons, potatoes and sweet potatoes	4	(D)
Fruits, tree nuts, and berries	-	-
Nursery, greenhouse, floriculture, and sod	2	(D)
Cut Christmas trees and short rotation woody crops	1	(D)
Other crops and hay	19	34
Poultry and eggs	7	7
Cattle and calves	17	(D)
Milk and other dairy products from cows	1	(D)
Hogs and pigs	2	(D)
Sheep, goats, and their products	13	23
Horses, ponies, mules, burros, and donkeys	6	45
Aquaculture	-	-
Other animals and other animal products	-	-
<b>TOP CROP ITEMS (acres)</b>		
Forage - land used for all hay and haylage, grass silage, and greenchop	39	1,262
Soybeans for beans	14	960
Corn for grain	14	930
Corn for silage or greenchop	3	(D)
Wheat for grain, all	3	(D)
<b>TOP LIVESTOCK INVENTORY ITEMS (number)</b>		
Cattle and calves	20	1,365
Goats, all	17	277
Layers	7	206
Horses and ponies	18	121
Sheep and lambs	3	(D)

### Operator Characteristics

Item	Quantity
Primary occupation:	
Farming	30
Other	83
Days worked off farm:	
None	55
Any	58
Years on present farm:	
2 years or less	4
3 to 4 years	4
5 to 9 years	37
10 years or more	68
Age group:	
Under 45 years	17
45 to 64 years	55
65 years and over	41
Average age of principal operator (years)	60.3

### Economic Characteristics

Item	Quantity
Farms by value of sales:	
Less than \$1,000	59
\$1,000 to \$2,499	12
\$2,500 to \$4,999	6
\$5,000 to \$9,999	10
\$10,000 to \$49,999	19
\$50,000 to \$99,999	3
\$100,000 to \$249,999	3
\$250,000 to \$499,999	-
\$500,000 or more	1
Total farm production expenses (\$1,000)	2,570
Average per farm (\$)	22,742
Net cash farm income of operation (\$1,000)	646
Average per farm (\$)	5,721
Value of agricultural products sold directly to individuals for human consumption (\$1,000)	4
Total organic product sales (\$1,000)	-
Total income from farm-related sources, gross before taxes and expenses (\$1,000)	224

See "Census of Agriculture, Volume 1, Geographic Area Series" for complete footnotes, explanations, definitions, and methodology.  
(D) Cannot be disclosed. (Z) Less than half of the unit shown.

# 2007 CENSUS OF AGRICULTURE

## Ross County – Ohio

### Farms with Spanish, Hispanic, or Latino Operators Compared with All Farms



Data are not available at this geographic level for farms with Spanish, Hispanic, or Latino operators.



United States Department of Agriculture  
National Agricultural Statistics Service

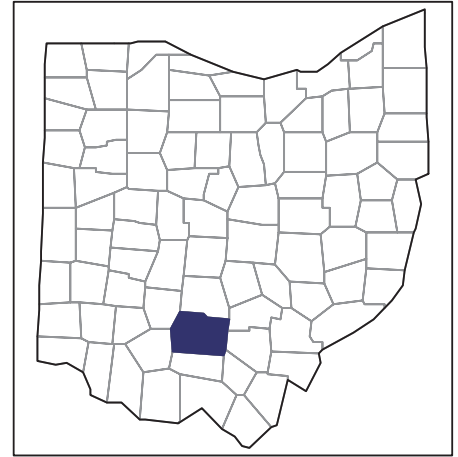
[www.agcensus.usda.gov](http://www.agcensus.usda.gov)



# 2007 CENSUS OF AGRICULTURE

Ross County – Ohio

Farms with American Indian or Alaska Native Operators Compared with All Farms



Data are not available at this geographic level for farms with American Indian or Alaska Native operators.



United States Department of Agriculture  
National Agricultural Statistics Service

[www.agcensus.usda.gov](http://www.agcensus.usda.gov)



# 2007 CENSUS OF AGRICULTURE

Ross County – Ohio

Farms with Asian Operators  
Compared with All Farms



Data are not available at this geographic level for farms with Asian operators.



United States Department of Agriculture  
National Agricultural Statistics Service

[www.agcensus.usda.gov](http://www.agcensus.usda.gov)





# 2007 CENSUS *OF* **AGRICULTURE**

**Ross County – Ohio**

**Farms with Black or African American  
Operators Compared with All Farms**



Data are not available at this geographic level for farms with Black or African American operators.



United States Department of Agriculture  
National Agricultural Statistics Service

[www.agcensus.usda.gov](http://www.agcensus.usda.gov)



# 2007 CENSUS *OF* AGRICULTURE

**Ross County – Ohio**

**Farms with Native Hawaiian or Other  
Pacific Islander Operators Compared  
with All Farms**



**Data are not available at this geographic level for farms with Native Hawaiian or Other Pacific Islander operators.**



United States Department of Agriculture  
National Agricultural Statistics Service

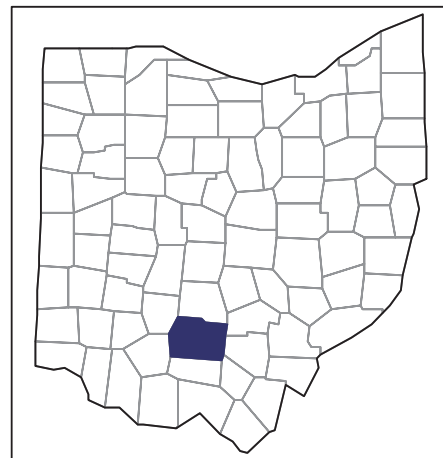
[www.agcensus.usda.gov](http://www.agcensus.usda.gov)



# 2007 CENSUS OF AGRICULTURE

Ross County – Ohio

Farms with White Operators  
Compared with All Farms



Data are not available at this geographic level for farms with White operators.



United States Department of Agriculture  
National Agricultural Statistics Service

[www.agcensus.usda.gov](http://www.agcensus.usda.gov)

