

# 2007 CENSUS OF AGRICULTURE



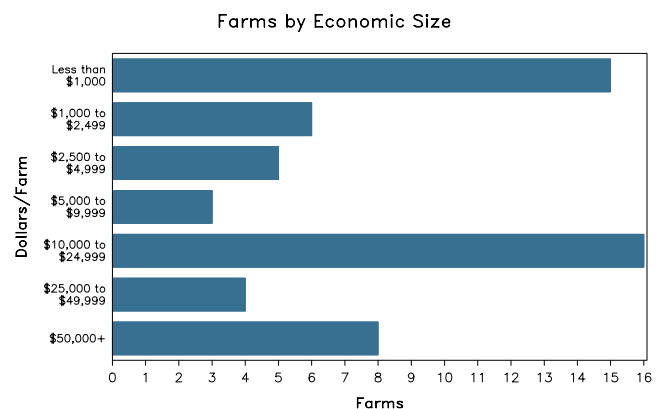
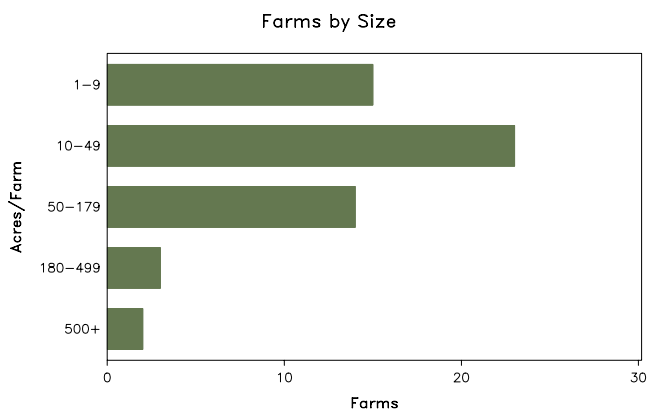
## Sandusky County – Ohio

### Farms with Women Principal Operators Compared with All Farms

	Women Principal Operators	All Farms
<b>Number of Farms</b>	57	781
<b>Land in Farms</b>	4,821 acres	181,337 acres
<b>Average Size of Farm</b>	85 acres	232 acres
<b>Market Value of Products Sold</b>	\$1,574,000	\$79,297,000
Crop Sales	\$1,438,000	\$74,104,000
Livestock Sales	\$135,000	\$5,193,000
Average Per Farm	\$27,611	\$101,533
<b>Government Payments</b>	\$96,000	\$3,085,000
Average Per Farm Receiving Payments	\$2,745	\$5,442

See footnotes on reverse page.

### Farms with Women Principal Operators



# 2007 CENSUS OF AGRICULTURE

## Sandusky County – Ohio Farms with Women Principal Operators

### Selected Highlights

Item	Farms	Quantity
<b>MARKET VALUE OF AGRICULTURAL PRODUCTS SOLD (\$1,000)</b>		
Total value of agricultural products sold	57	1,574
Value of crops including nursery and greenhouse	29	1,438
Value of livestock, poultry, and their products	14	135
<b>VALUE OF SALES BY COMMODITY GROUP (\$1,000)</b>		
Grains, oilseeds, dry beans, and dry peas	24	1,351
Tobacco	-	-
Cotton and cottonseed	-	-
Vegetables, melons, potatoes and sweet potatoes	-	-
Fruits, tree nuts, and berries	2	(D)
Nursery, greenhouse, floriculture, and sod	2	(D)
Cut Christmas trees and short rotation woody crops	2	(D)
Other crops and hay	6	24
Poultry and eggs	1	(D)
Cattle and calves	5	(D)
Milk and other dairy products from cows	-	-
Hogs and pigs	3	(D)
Sheep, goats, and their products	7	8
Horses, ponies, mules, burros, and donkeys	7	78
Aquaculture	-	-
Other animals and other animal products	-	-
<b>TOP CROP ITEMS (acres)</b>		
Soybeans for beans	19	1,625
Corn for grain	17	1,390
Wheat for grain, all	6	308
Forage - land used for all hay and haylage, grass silage, and greenchop	7	173
Cut Christmas trees	2	(D)
<b>TOP LIVESTOCK INVENTORY ITEMS (number)</b>		
Cattle and calves	8	191
Sheep and lambs	4	122
Horses and ponies	18	119
Goats, all	5	41
Layers	2	(D)

### Operator Characteristics

Item	Quantity
Primary occupation:	
Farming	22
Other	35
Days worked off farm:	
None	17
Any	40
Years on present farm:	
2 years or less	1
3 to 4 years	4
5 to 9 years	8
10 years or more	44
Age group:	
Under 45 years	8
45 to 64 years	34
65 years and over	15
Average age of principal operator (years)	56.5

### Economic Characteristics

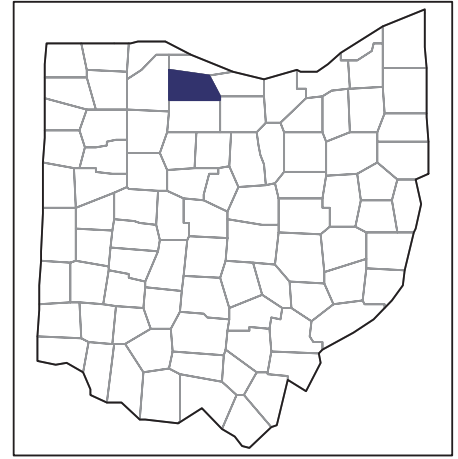
Item	Quantity
Farms by value of sales:	
Less than \$1,000	24
\$1,000 to \$2,499	4
\$2,500 to \$4,999	1
\$5,000 to \$9,999	4
\$10,000 to \$49,999	16
\$50,000 to \$99,999	4
\$100,000 to \$249,999	2
\$250,000 to \$499,999	2
\$500,000 or more	-
Total farm production expenses (\$1,000)	1,454
Average per farm (\$)	25,508
Net cash farm income of operation (\$1,000)	593
Average per farm (\$)	10,400
Value of agricultural products sold directly to individuals for human consumption (\$1,000)	11
Total organic product sales (\$1,000)	-
Total income from farm-related sources, gross before taxes and expenses (\$1,000)	377

See "Census of Agriculture, Volume 1, Geographic Area Series" for complete footnotes, explanations, definitions, and methodology.  
(D) Cannot be disclosed. (Z) Less than half of the unit shown.

# 2007 CENSUS OF AGRICULTURE

## Sandusky County – Ohio

### Farms with Spanish, Hispanic, or Latino Operators Compared with All Farms



Data are not available at this geographic level for farms with Spanish, Hispanic, or Latino operators.



United States Department of Agriculture  
National Agricultural Statistics Service

[www.agcensus.usda.gov](http://www.agcensus.usda.gov)



# 2007 CENSUS OF AGRICULTURE

**Sandusky County – Ohio**

**Farms with American Indian or Alaska Native Operators Compared with All Farms**



**Data are not available at this geographic level for farms with American Indian or Alaska Native operators.**



United States Department of Agriculture  
National Agricultural Statistics Service

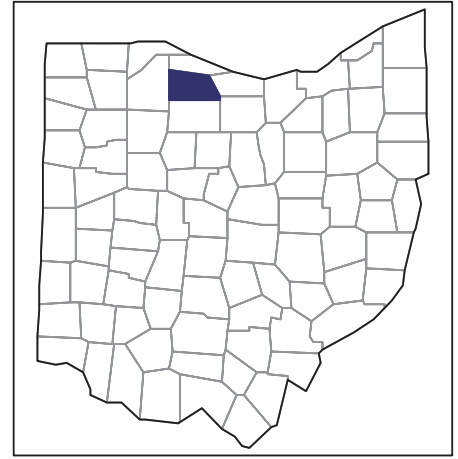
[www.agcensus.usda.gov](http://www.agcensus.usda.gov)



# 2007 CENSUS *OF* AGRICULTURE

**Sandusky County – Ohio**

**Farms with Asian Operators  
Compared with All Farms**



**Data are not available at this geographic level for farms with Asian operators.**



United States Department of Agriculture  
National Agricultural Statistics Service

[www.agcensus.usda.gov](http://www.agcensus.usda.gov)





# 2007 CENSUS OF AGRICULTURE

**Sandusky County – Ohio**

**Farms with Black or African American Operators Compared with All Farms**



Data are not available at this geographic level for farms with Black or African American operators.



United States Department of Agriculture  
National Agricultural Statistics Service

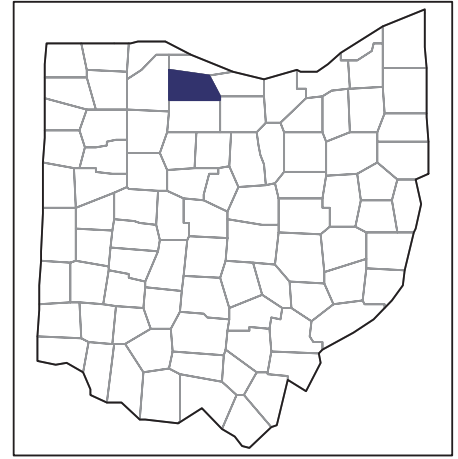
[www.agcensus.usda.gov](http://www.agcensus.usda.gov)



# 2007 CENSUS *OF* AGRICULTURE

## Sandusky County – Ohio

### Farms with Native Hawaiian or Other Pacific Islander Operators Compared with All Farms



Data are not available at this geographic level for farms with Native Hawaiian or Other Pacific Islander operators.



United States Department of Agriculture  
National Agricultural Statistics Service

[www.agcensus.usda.gov](http://www.agcensus.usda.gov)



# 2007 CENSUS *OF* AGRICULTURE

**Sandusky County – Ohio**

**Farms with White Operators  
Compared with All Farms**



**Data are not available at this geographic level for farms with White operators.**



United States Department of Agriculture  
National Agricultural Statistics Service

[www.agcensus.usda.gov](http://www.agcensus.usda.gov)

