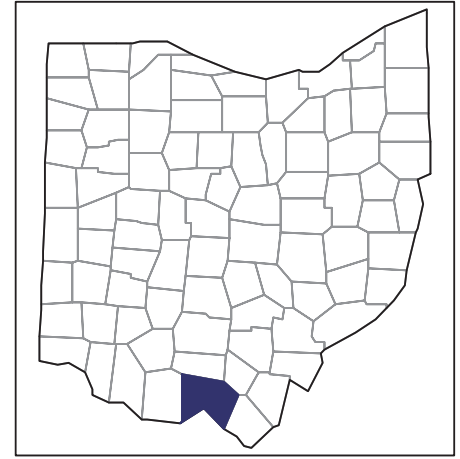


2007 CENSUS OF AGRICULTURE



Scioto County – Ohio

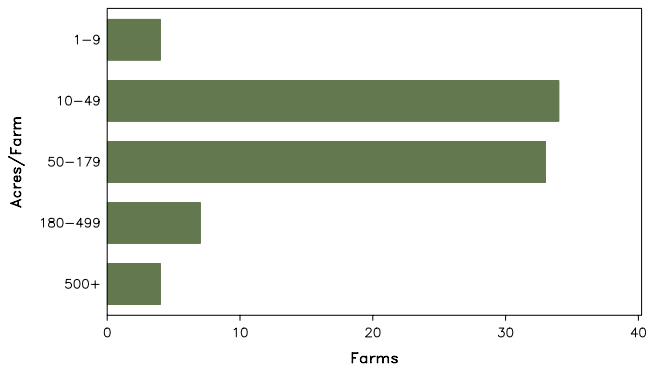
Farms with Women Principal Operators Compared with All Farms

	Women Principal Operators	All Farms
Number of Farms	82	755
Land in Farms	8,933 acres	102,025 acres
Average Size of Farm	109 acres	135 acres
Market Value of Products Sold	\$453,000	\$19,938,000
Crop Sales	\$343,000	\$10,040,000
Livestock Sales	\$110,000	\$9,897,000
Average Per Farm	\$5,528	\$26,407
Government Payments	\$283,000	\$1,067,000
Average Per Farm Receiving Payments	\$10,870	\$5,080

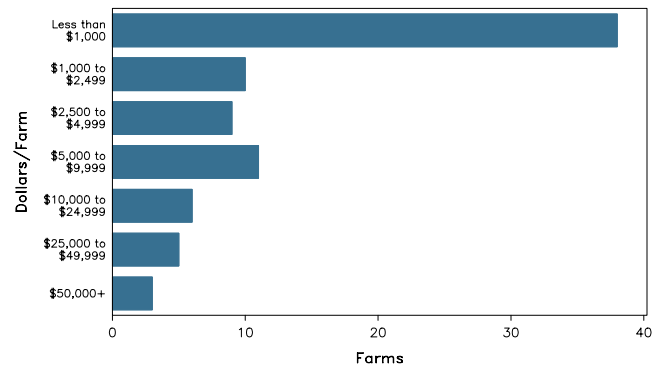
See footnotes on reverse page.

Farms with Women Principal Operators

Farms by Size



Farms by Economic Size



2007 CENSUS OF AGRICULTURE

Scioto County – Ohio Farms with Women Principal Operators

Selected Highlights

Item	Farms	Quantity
MARKET VALUE OF AGRICULTURAL PRODUCTS SOLD (\$1,000)		
Total value of agricultural products sold	82	453
Value of crops including nursery and greenhouse	35	343
Value of livestock, poultry, and their products	37	110
VALUE OF SALES BY COMMODITY GROUP (\$1,000)		
Grains, oilseeds, dry beans, and dry peas	5	11
Tobacco	-	-
Cotton and cottonseed	-	-
Vegetables, melons, potatoes and sweet potatoes	-	-
Fruits, tree nuts, and berries	2	(D)
Nursery, greenhouse, floriculture, and sod	2	(D)
Cut Christmas trees and short rotation woody crops	3	(D)
Other crops and hay	26	79
Poultry and eggs	12	7
Cattle and calves	17	68
Milk and other dairy products from cows	1	(D)
Hogs and pigs	2	(D)
Sheep, goats, and their products	4	(D)
Horses, ponies, mules, burros, and donkeys	6	12
Aquaculture	-	-
Other animals and other animal products	4	7
TOP CROP ITEMS (acres)		
Forage - land used for all hay and haylage, grass silage, and greenchop	43	1,191
Soybeans for beans	4	48
Apples	2	(D)
Short-rotation woody crops	1	(D)
Corn for grain	3	18
TOP LIVESTOCK INVENTORY ITEMS (number)		
Cattle and calves	25	365
Layers	11	316
Horses and ponies	42	249
Goats, all	10	168
Alpacas	2	(D)

Operator Characteristics

Item	Quantity
Primary occupation:	
Farming	32
Other	50
Days worked off farm:	
None	34
Any	48
Years on present farm:	
2 years or less	3
3 to 4 years	10
5 to 9 years	21
10 years or more	48
Age group:	
Under 45 years	26
45 to 64 years	38
65 years and over	18
Average age of principal operator (years)	53.2

Economic Characteristics

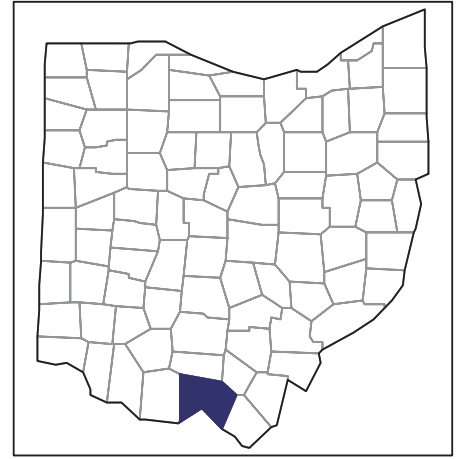
Item	Quantity
Farms by value of sales:	
Less than \$1,000	46
\$1,000 to \$2,499	12
\$2,500 to \$4,999	6
\$5,000 to \$9,999	11
\$10,000 to \$49,999	6
\$50,000 to \$99,999	-
\$100,000 to \$249,999	1
\$250,000 to \$499,999	-
\$500,000 or more	-
Total farm production expenses (\$1,000)	1,003
Average per farm (\$)	12,236
Net cash farm income of operation (\$1,000)	-73
Average per farm (\$)	-887
Value of agricultural products sold directly to individuals for human consumption (\$1,000)	11
Total organic product sales (\$1,000)	-
Total income from farm-related sources, gross before taxes and expenses (\$1,000)	195

See "Census of Agriculture, Volume 1, Geographic Area Series" for complete footnotes, explanations, definitions, and methodology.
(D) Cannot be disclosed. (Z) Less than half of the unit shown.

2007 CENSUS *OF* AGRICULTURE

Scioto County – Ohio

Farms with Spanish, Hispanic, or
Latino Operators Compared with
All Farms



Data are not available at this geographic level for farms with Spanish, Hispanic, or Latino operators.



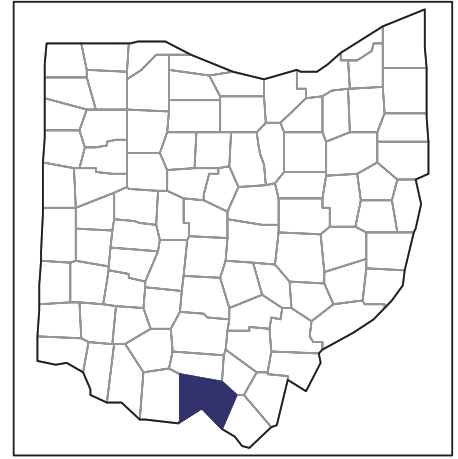
United States Department of Agriculture
National Agricultural Statistics Service

www.agcensus.usda.gov

2007 CENSUS OF AGRICULTURE

Scioto County – Ohio

Farms with American Indian or Alaska Native Operators Compared with All Farms



Data are not available at this geographic level for farms with American Indian or Alaska Native operators.



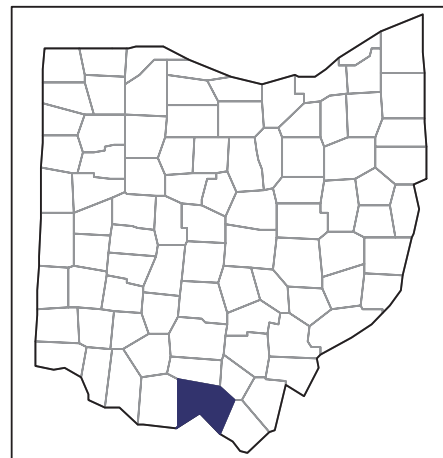
United States Department of Agriculture
National Agricultural Statistics Service

www.agcensus.usda.gov

2007 CENSUS OF AGRICULTURE

Scioto County – Ohio

Farms with Asian Operators
Compared with All Farms



Data are not available at this geographic level for farms with Asian operators.



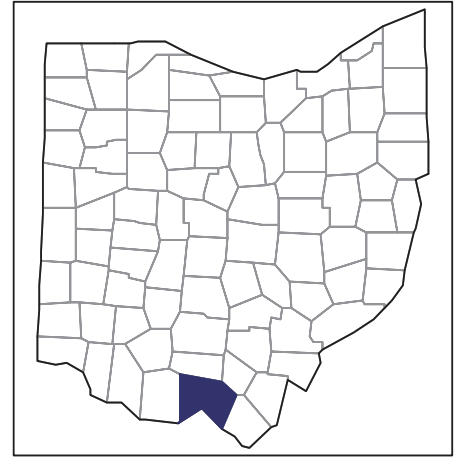
United States Department of Agriculture
National Agricultural Statistics Service

www.agcensus.usda.gov

2007 CENSUS *OF* AGRICULTURE

Scioto County – Ohio

Farms with Black or African American
Operators Compared with All Farms



Data are not available at this geographic level for farms with Black or African American operators.



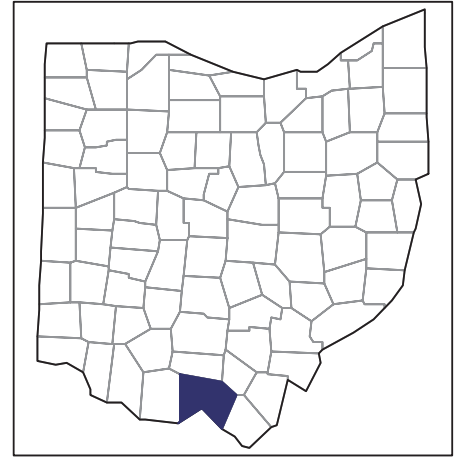
United States Department of Agriculture
National Agricultural Statistics Service

www.agcensus.usda.gov

2007 CENSUS *OF* AGRICULTURE

Scioto County – Ohio

Farms with Native Hawaiian or Other
Pacific Islander Operators Compared
with All Farms



Data are not available at this geographic level for farms with Native Hawaiian or Other Pacific Islander operators.



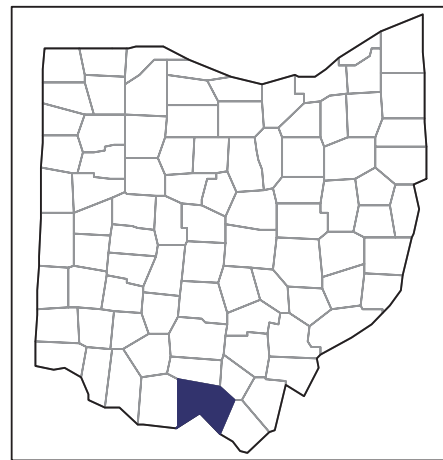
United States Department of Agriculture
National Agricultural Statistics Service

www.agcensus.usda.gov

2007 CENSUS OF AGRICULTURE

Scioto County – Ohio

Farms with White Operators
Compared with All Farms



Data are not available at this geographic level for farms with White operators.



United States Department of Agriculture
National Agricultural Statistics Service

www.agcensus.usda.gov

