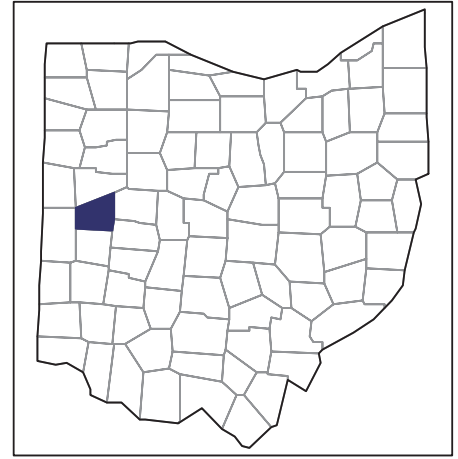


2007 CENSUS OF AGRICULTURE



Shelby County – Ohio

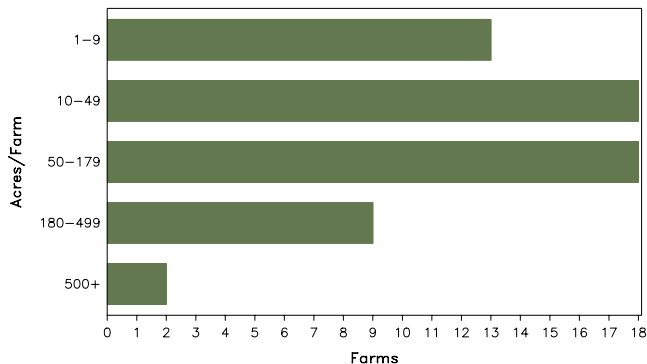
Farms with Women Principal Operators Compared with All Farms

	Women Principal Operators	All Farms
Number of Farms	60	1,050
Land in Farms	7,995 acres	217,969 acres
Average Size of Farm	133 acres	208 acres
Market Value of Products Sold	\$2,995,000	\$130,469,000
Crop Sales	\$2,576,000	\$68,164,000
Livestock Sales	\$418,000	\$62,305,000
Average Per Farm	\$49,911	\$124,256
Government Payments	\$136,000	\$5,430,000
Average Per Farm Receiving Payments	\$3,490	\$6,488

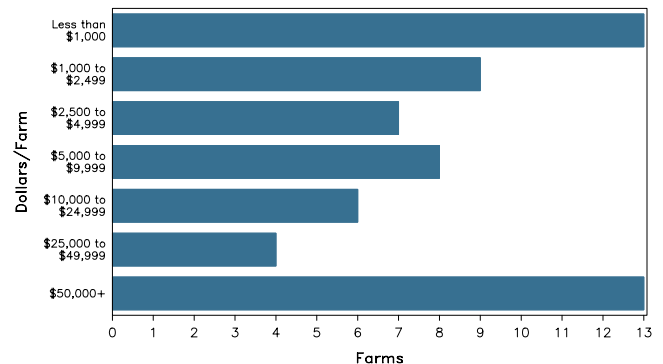
See footnotes on reverse page.

Farms with Women Principal Operators

Farms by Size



Farms by Economic Size



2007 CENSUS OF AGRICULTURE

Shelby County – Ohio Farms with Women Principal Operators

Selected Highlights

Item	Farms	Quantity
MARKET VALUE OF AGRICULTURAL PRODUCTS SOLD (\$1,000)		
Total value of agricultural products sold	60	2,995
Value of crops including nursery and greenhouse	28	2,576
Value of livestock, poultry, and their products	16	418
VALUE OF SALES BY COMMODITY GROUP (\$1,000)		
Grains, oilseeds, dry beans, and dry peas	24	2,554
Tobacco	-	-
Cotton and cottonseed	-	-
Vegetables, melons, potatoes and sweet potatoes	-	-
Fruits, tree nuts, and berries	-	-
Nursery, greenhouse, floriculture, and sod	2	(D)
Cut Christmas trees and short rotation woody crops	-	-
Other crops and hay	4	(D)
Poultry and eggs	-	-
Cattle and calves	8	(D)
Milk and other dairy products from cows	2	(D)
Hogs and pigs	1	(D)
Sheep, goats, and their products	-	-
Horses, ponies, mules, burros, and donkeys	5	5
Aquaculture	-	-
Other animals and other animal products	2	(D)
TOP CROP ITEMS (acres)		
Soybeans for beans	22	2,999
Corn for grain	20	2,812
Wheat for grain, all	7	307
Forage - land used for all hay and haylage, grass silage, and greenchop	13	260
Sorghum for silage or greenchop	1	(D)
TOP LIVESTOCK INVENTORY ITEMS (number)		
Cattle and calves	7	329
Horses and ponies	17	103
Hogs and pigs	1	(D)
Mules, burros, and donkeys	8	17
Goats, all	2	(D)

Operator Characteristics

Item	Quantity
Primary occupation:	
Farming	21
Other	39
Days worked off farm:	
None	25
Any	35
Years on present farm:	
2 years or less	2
3 to 4 years	4
5 to 9 years	11
10 years or more	43
Age group:	
Under 45 years	9
45 to 64 years	27
65 years and over	24
Average age of principal operator (years)	61.8

Economic Characteristics

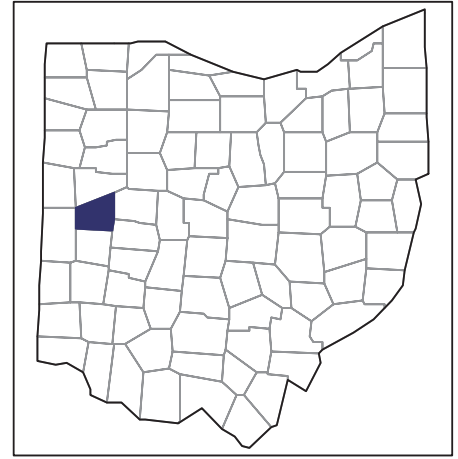
Item	Quantity
Farms by value of sales:	
Less than \$1,000	25
\$1,000 to \$2,499	6
\$2,500 to \$4,999	2
\$5,000 to \$9,999	4
\$10,000 to \$49,999	10
\$50,000 to \$99,999	6
\$100,000 to \$249,999	5
\$250,000 to \$499,999	1
\$500,000 or more	1
Total farm production expenses (\$1,000)	2,498
Average per farm (\$)	41,641
Net cash farm income of operation (\$1,000)	895
Average per farm (\$)	14,915
Value of agricultural products sold directly to individuals for human consumption (\$1,000)	-
Total organic product sales (\$1,000)	(D)
Total income from farm-related sources, gross before taxes and expenses (\$1,000)	263

See "Census of Agriculture, Volume 1, Geographic Area Series" for complete footnotes, explanations, definitions, and methodology.
(D) Cannot be disclosed. (Z) Less than half of the unit shown.

2007 CENSUS *OF* **AGRICULTURE**

Shelby County – Ohio

Farms with Spanish, Hispanic, or Latino Operators Compared with All Farms



Data are not available at this geographic level for farms with Spanish, Hispanic, or Latino operators.



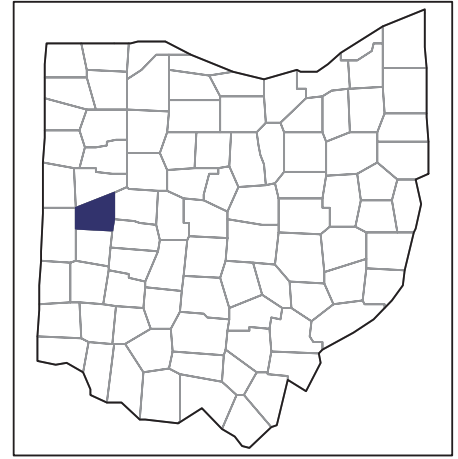
United States Department of Agriculture
National Agricultural Statistics Service

www.agcensus.usda.gov

2007 CENSUS *OF* **AGRICULTURE**

Shelby County – Ohio

**Farms with American Indian or Alaska
Native Operators Compared with All
Farms**



Data are not available at this geographic level for farms with American Indian or Alaska Native operators.



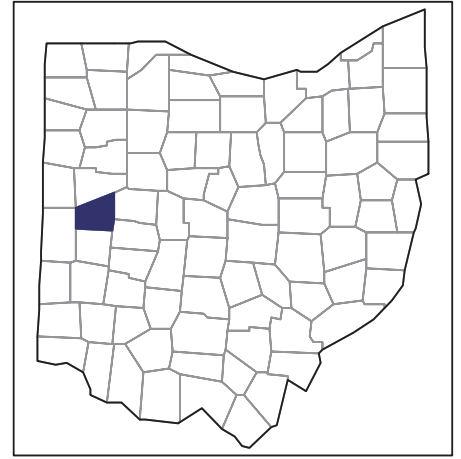
United States Department of Agriculture
National Agricultural Statistics Service

www.agcensus.usda.gov

2007 CENSUS *OF* **AGRICULTURE**

Shelby County – Ohio

**Farms with Asian Operators
Compared with All Farms**



Data are not available at this geographic level for farms with Asian operators.



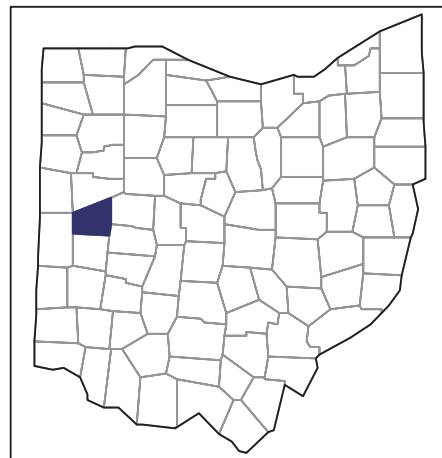
United States Department of Agriculture
National Agricultural Statistics Service

www.agcensus.usda.gov

2007 CENSUS *OF* AGRICULTURE

Shelby County – Ohio

**Farms with Black or African American
Operators Compared with All Farms**



Data are not available at this geographic level for farms with Black or African American operators.



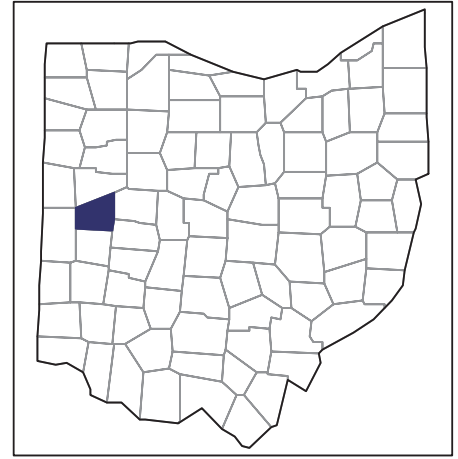
United States Department of Agriculture
National Agricultural Statistics Service

www.agcensus.usda.gov

2007 CENSUS *OF* AGRICULTURE

Shelby County – Ohio

**Farms with Native Hawaiian or Other
Pacific Islander Operators Compared
with All Farms**



Data are not available at this geographic level for farms with Native Hawaiian or Other Pacific Islander operators.



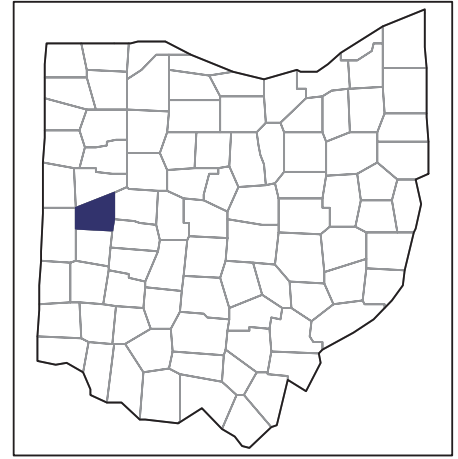
United States Department of Agriculture
National Agricultural Statistics Service

www.agcensus.usda.gov

2007 CENSUS OF AGRICULTURE

Shelby County – Ohio

Farms with White Operators
Compared with All Farms



Data are not available at this geographic level for farms with White operators.



United States Department of Agriculture
National Agricultural Statistics Service

www.agcensus.usda.gov

