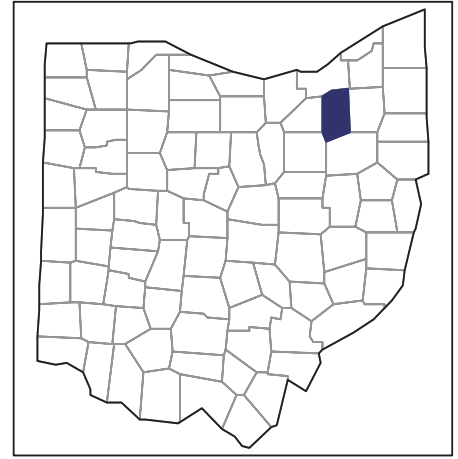


2007 CENSUS OF AGRICULTURE



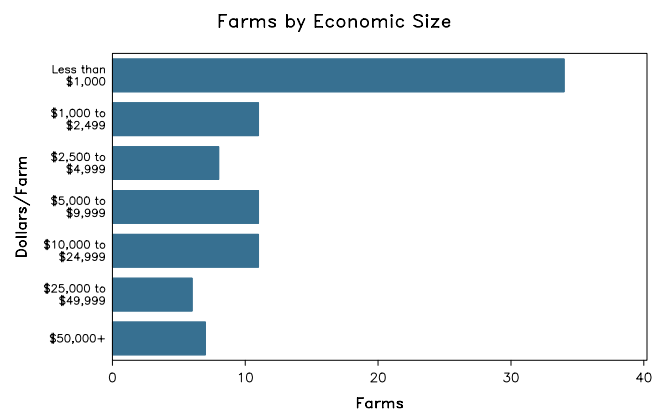
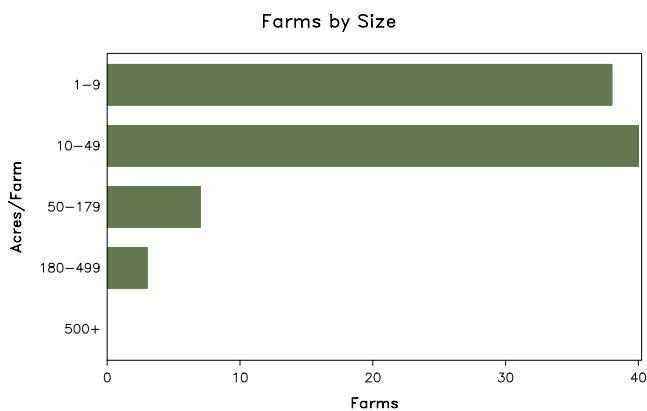
Summit County – Ohio

Farms with Women Principal Operators Compared with All Farms

	Women Principal Operators	All Farms
Number of Farms	88	334
Land in Farms	2,285 acres	15,166 acres
Average Size of Farm	26 acres	45 acres
Market Value of Products Sold	\$1,720,000	\$9,561,000
Crop Sales	\$1,221,000	\$7,923,000
Livestock Sales	\$499,000	\$1,638,000
Average Per Farm	\$19,544	\$28,625
Government Payments	-	\$73,000
Average Per Farm Receiving Payments	-	\$2,688

See footnotes on reverse page.

Farms with Women Principal Operators



2007 CENSUS OF AGRICULTURE

Summit County – Ohio Farms with Women Principal Operators

Selected Highlights

Item	Farms	Quantity
MARKET VALUE OF AGRICULTURAL PRODUCTS SOLD (\$1,000)		
Total value of agricultural products sold	88	1,720
Value of crops including nursery and greenhouse	32	1,221
Value of livestock, poultry, and their products	33	499
VALUE OF SALES BY COMMODITY GROUP (\$1,000)		
Grains, oilseeds, dry beans, and dry peas	1	(D)
Tobacco	-	-
Cotton and cottonseed	-	-
Vegetables, melons, potatoes and sweet potatoes	4	(D)
Fruits, tree nuts, and berries	8	110
Nursery, greenhouse, floriculture, and sod	14	643
Cut Christmas trees and short rotation woody crops	4	(D)
Other crops and hay	7	17
Poultry and eggs	10	13
Cattle and calves	5	35
Milk and other dairy products from cows	-	-
Hogs and pigs	-	-
Sheep, goats, and their products	3	8
Horses, ponies, mules, burros, and donkeys	9	(D)
Aquaculture	2	(D)
Other animals and other animal products	12	(D)
TOP CROP ITEMS (acres)		
Vegetables harvested for sale	4	(D)
Forage - land used for all hay and haylage, grass silage, and greenchop	11	213
Sweet corn	4	(D)
Corn for grain	1	(D)
Nursery stock	5	66
TOP LIVESTOCK INVENTORY ITEMS (number)		
Horses and ponies	45	371
Layers	13	369
Alpacas	15	286
Ducks	5	(D)
Goats, all	6	82

Operator Characteristics

Item	Quantity
Primary occupation:	
Farming	36
Other	52
Days worked off farm:	
None	23
Any	65
Years on present farm:	
2 years or less	1
3 to 4 years	7
5 to 9 years	15
10 years or more	65
Age group:	
Under 45 years	11
45 to 64 years	55
65 years and over	22
Average age of principal operator (years)	55.9

Economic Characteristics

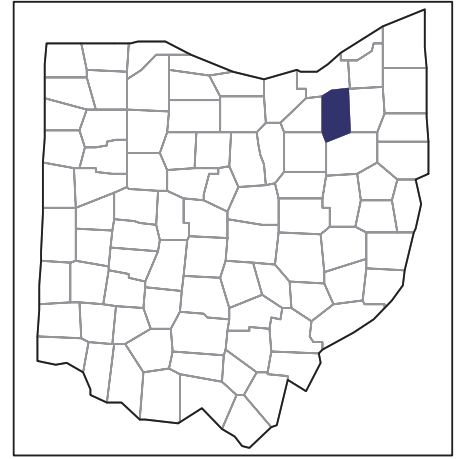
Item	Quantity
Farms by value of sales:	
Less than \$1,000	34
\$1,000 to \$2,499	11
\$2,500 to \$4,999	8
\$5,000 to \$9,999	11
\$10,000 to \$49,999	17
\$50,000 to \$99,999	3
\$100,000 to \$249,999	2
\$250,000 to \$499,999	2
\$500,000 or more	-
Total farm production expenses (\$1,000)	2,796
Average per farm (\$)	31,778
Net cash farm income of operation (\$1,000)	-753
Average per farm (\$)	-8,561
Value of agricultural products sold directly to individuals for human consumption (\$1,000)	(D)
Total organic product sales (\$1,000)	6
Total income from farm-related sources, gross before taxes and expenses (\$1,000)	323

See "Census of Agriculture, Volume 1, Geographic Area Series" for complete footnotes, explanations, definitions, and methodology.
(D) Cannot be disclosed. (Z) Less than half of the unit shown.

2007 CENSUS *OF* AGRICULTURE

Summit County – Ohio

Farms with Spanish, Hispanic, or Latino Operators Compared with All Farms



Data are not available at this geographic level for farms with Spanish, Hispanic, or Latino operators.



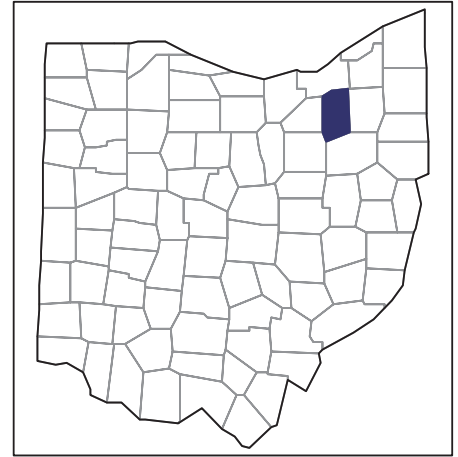
United States Department of Agriculture
National Agricultural Statistics Service

www.agcensus.usda.gov

2007 CENSUS OF AGRICULTURE

Summit County – Ohio

Farms with American Indian or Alaska Native Operators Compared with All Farms



Data are not available at this geographic level for farms with American Indian or Alaska Native operators.



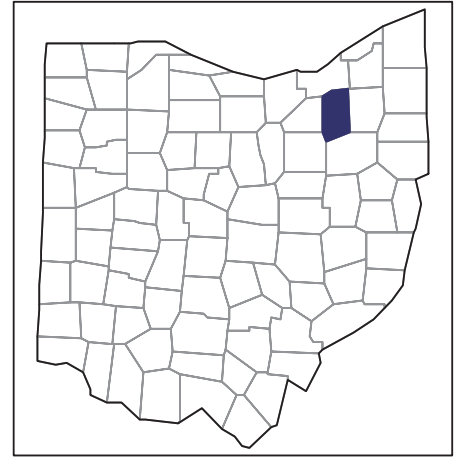
United States Department of Agriculture
National Agricultural Statistics Service

www.agcensus.usda.gov

2007 CENSUS *OF* AGRICULTURE

Summit County – Ohio

**Farms with Asian Operators
Compared with All Farms**



Data are not available at this geographic level for farms with Asian operators.



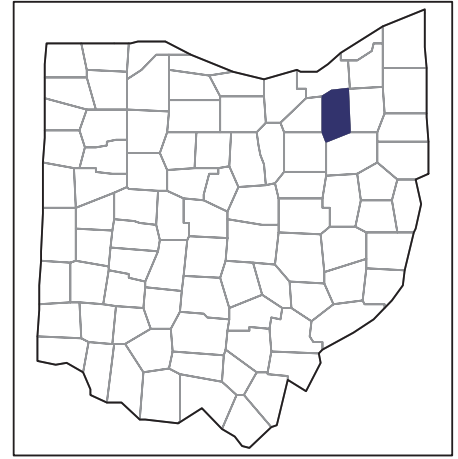
United States Department of Agriculture
National Agricultural Statistics Service

www.agcensus.usda.gov

2007 CENSUS *OF* AGRICULTURE

Summit County – Ohio

**Farms with Black or African American
Operators Compared with All Farms**



Data are not available at this geographic level for farms with Black or African American operators.



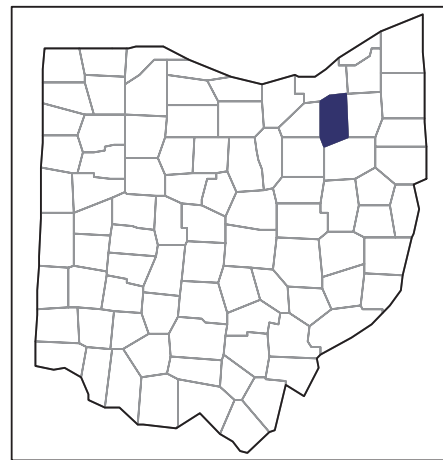
United States Department of Agriculture
National Agricultural Statistics Service

www.agcensus.usda.gov

2007 CENSUS OF AGRICULTURE

Summit County – Ohio

Farms with Native Hawaiian or Other Pacific Islander Operators Compared with All Farms



Data are not available at this geographic level for farms with Native Hawaiian or Other Pacific Islander operators.



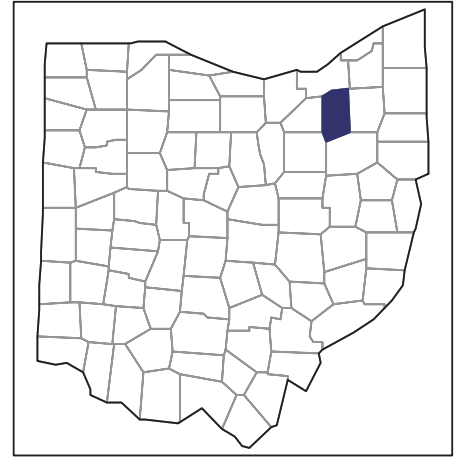
United States Department of Agriculture
National Agricultural Statistics Service

www.agcensus.usda.gov

2007 CENSUS *OF* AGRICULTURE

Summit County – Ohio

**Farms with White Operators
Compared with All Farms**



Data are not available at this geographic level for farms with White operators.



United States Department of Agriculture
National Agricultural Statistics Service

www.agcensus.usda.gov

