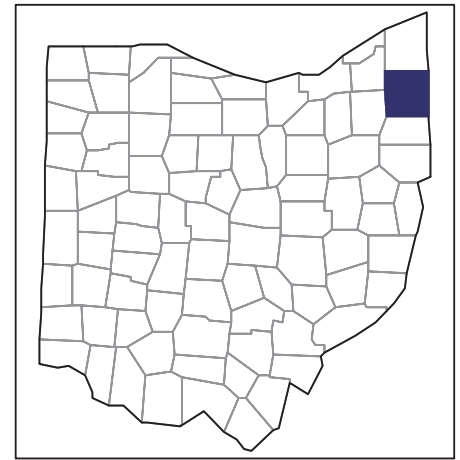


2007 CENSUS OF AGRICULTURE



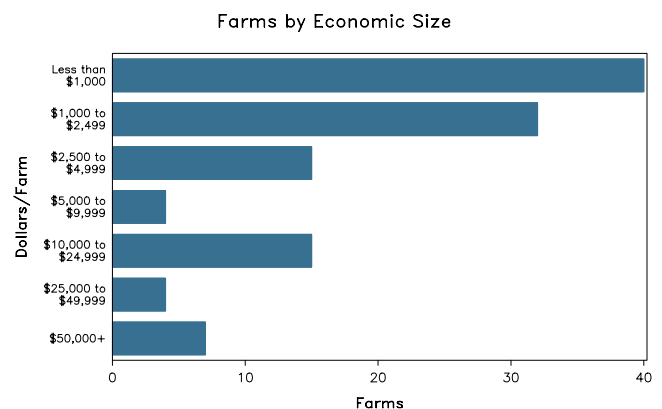
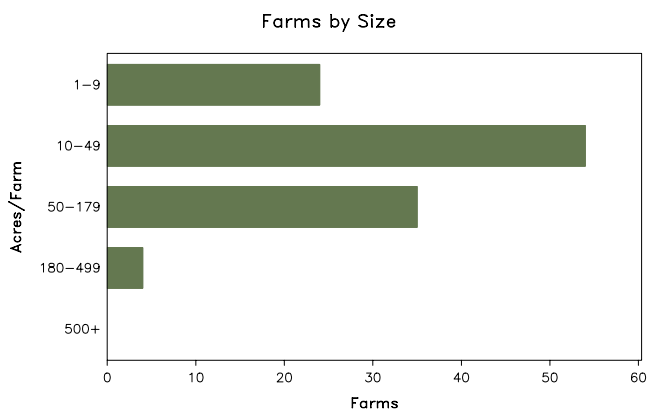
Trumbull County – Ohio

Farms with Women Principal Operators Compared with All Farms

	Women Principal Operators	All Farms
Number of Farms	117	970
Land in Farms	5,697 acres	125,136 acres
Average Size of Farm	49 acres	129 acres
Market Value of Products Sold	\$1,558,000	\$41,561,000
Crop Sales	\$914,000	\$26,464,000
Livestock Sales	\$645,000	\$15,097,000
Average Per Farm	\$13,319	\$42,847
Government Payments	\$33,000	\$1,128,000
Average Per Farm Receiving Payments	\$1,488	\$3,280

See footnotes on reverse page.

Farms with Women Principal Operators



2007 CENSUS OF AGRICULTURE

Trumbull County – Ohio Farms with Women Principal Operators

Selected Highlights

Item	Farms	Quantity
MARKET VALUE OF AGRICULTURAL PRODUCTS SOLD (\$1,000)		
Total value of agricultural products sold	117	1,558
Value of crops including nursery and greenhouse	45	914
Value of livestock, poultry, and their products	48	645
VALUE OF SALES BY COMMODITY GROUP (\$1,000)		
Grains, oilseeds, dry beans, and dry peas	13	302
Tobacco	-	-
Cotton and cottonseed	-	-
Vegetables, melons, potatoes and sweet potatoes	5	74
Fruits, tree nuts, and berries	5	94
Nursery, greenhouse, floriculture, and sod	9	377
Cut Christmas trees and short rotation woody crops	3	1
Other crops and hay	30	66
Poultry and eggs	8	4
Cattle and calves	14	(D)
Milk and other dairy products from cows	2	(D)
Hogs and pigs	1	(D)
Sheep, goats, and their products	14	12
Horses, ponies, mules, burros, and donkeys	9	19
Aquaculture	-	-
Other animals and other animal products	11	(D)
TOP CROP ITEMS (acres)		
Forage - land used for all hay and haylage, grass silage, and greenchop	45	818
Soybeans for beans	12	466
Corn for grain	7	375
Corn for silage or greenchop	1	(D)
Oats for grain	4	36
TOP LIVESTOCK INVENTORY ITEMS (number)		
Cattle and calves	23	389
Horses and ponies	49	322
Alpacas	12	290
Layers	9	173
Hogs and pigs	2	(D)

Operator Characteristics

Item	Quantity
Primary occupation:	
Farming	54
Other	63
Days worked off farm:	
None	46
Any	71
Years on present farm:	
2 years or less	8
3 to 4 years	10
5 to 9 years	21
10 years or more	78
Age group:	
Under 45 years	20
45 to 64 years	74
65 years and over	23
Average age of principal operator (years)	55.0

Economic Characteristics

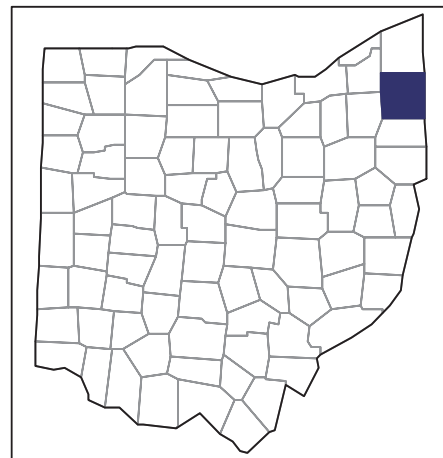
Item	Quantity
Farms by value of sales:	
Less than \$1,000	46
\$1,000 to \$2,499	26
\$2,500 to \$4,999	15
\$5,000 to \$9,999	4
\$10,000 to \$49,999	19
\$50,000 to \$99,999	5
\$100,000 to \$249,999	-
\$250,000 to \$499,999	2
\$500,000 or more	-
Total farm production expenses (\$1,000)	1,880
Average per farm (\$)	16,070
Net cash farm income of operation (\$1,000)	-178
Average per farm (\$)	-1,522
Value of agricultural products sold directly to individuals for human consumption (\$1,000)	34
Total organic product sales (\$1,000)	(D)
Total income from farm-related sources, gross before taxes and expenses (\$1,000)	111

See "Census of Agriculture, Volume 1, Geographic Area Series" for complete footnotes, explanations, definitions, and methodology.
(D) Cannot be disclosed. (Z) Less than half of the unit shown.

2007 CENSUS *OF* AGRICULTURE

Trumbull County – Ohio

Farms with Spanish, Hispanic, or Latino Operators Compared with All Farms



Data are not available at this geographic level for farms with Spanish, Hispanic, or Latino operators.



United States Department of Agriculture
National Agricultural Statistics Service

www.agcensus.usda.gov

2007 CENSUS *OF* AGRICULTURE

Trumbull County – Ohio

Farms with American Indian or Alaska Native Operators Compared with All Farms



Data are not available at this geographic level for farms with American Indian or Alaska Native operators.



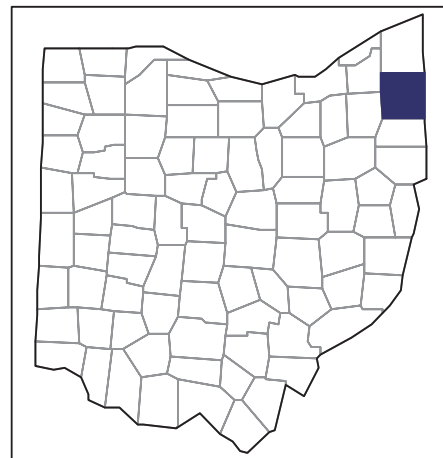
United States Department of Agriculture
National Agricultural Statistics Service

www.agcensus.usda.gov

2007 CENSUS *OF* AGRICULTURE

Trumbull County – Ohio

**Farms with Asian Operators
Compared with All Farms**



Data are not available at this geographic level for farms with Asian operators.



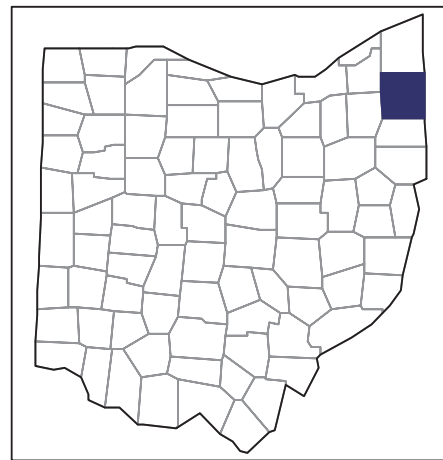
United States Department of Agriculture
National Agricultural Statistics Service

www.agcensus.usda.gov

2007 CENSUS *OF* AGRICULTURE

Trumbull County – Ohio

**Farms with Black or African American
Operators Compared with All Farms**



Data are not available at this geographic level for farms with Black or African American operators.



United States Department of Agriculture
National Agricultural Statistics Service

www.agcensus.usda.gov

2007 CENSUS *OF* AGRICULTURE

Trumbull County – Ohio

Farms with Native Hawaiian or Other Pacific Islander Operators Compared with All Farms



Data are not available at this geographic level for farms with Native Hawaiian or Other Pacific Islander operators.



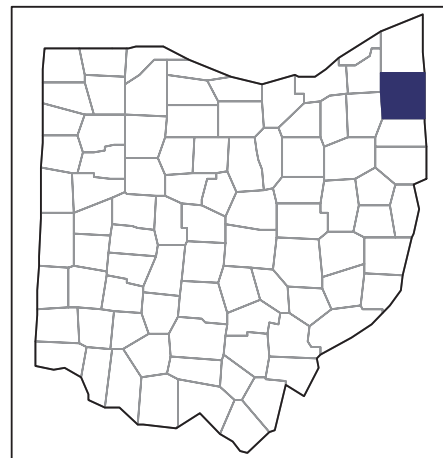
United States Department of Agriculture
National Agricultural Statistics Service

www.agcensus.usda.gov

2007 CENSUS *OF* AGRICULTURE

Trumbull County – Ohio

**Farms with White Operators
Compared with All Farms**



Data are not available at this geographic level for farms with White operators.



United States Department of Agriculture
National Agricultural Statistics Service

www.agcensus.usda.gov

