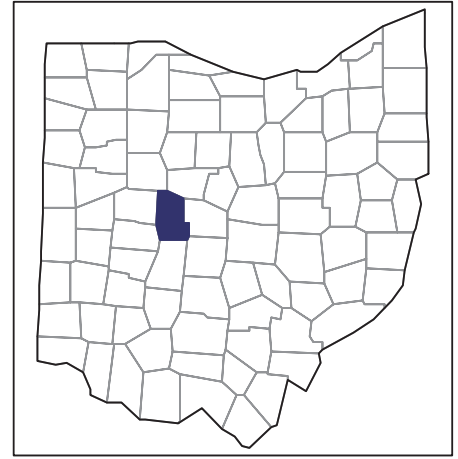


2007 CENSUS OF AGRICULTURE



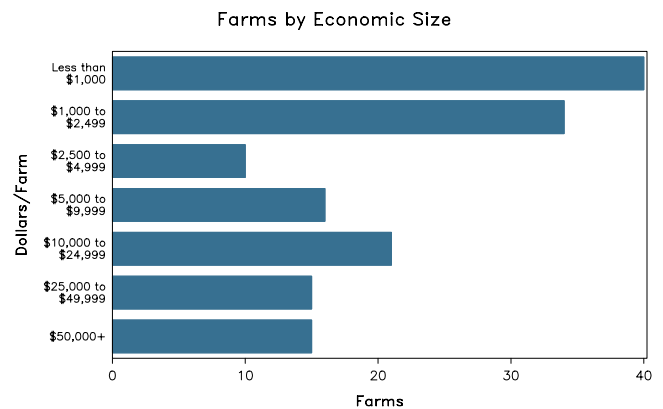
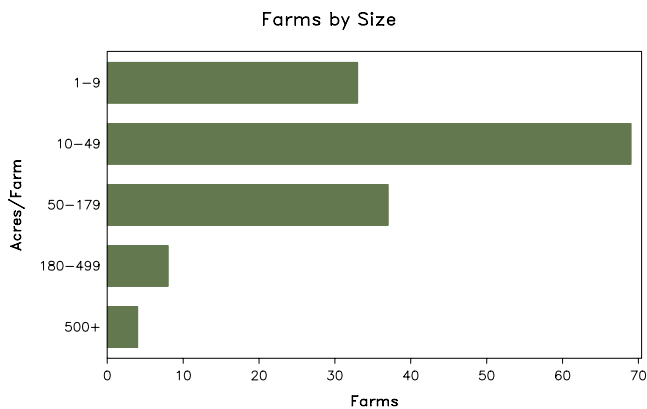
Union County – Ohio

Farms with Women Principal Operators Compared with All Farms

	Women Principal Operators	All Farms
Number of Farms	151	932
Land in Farms	10,436 acres	218,657 acres
Average Size of Farm	69 acres	235 acres
Market Value of Products Sold	\$3,479,000	\$96,023,000
Crop Sales	\$2,569,000	\$79,394,000
Livestock Sales	\$910,000	\$16,629,000
Average Per Farm	\$23,040	\$103,029
Government Payments	\$268,000	\$4,628,000
Average Per Farm Receiving Payments	\$3,623	\$7,600

See footnotes on reverse page.

Farms with Women Principal Operators



2007 CENSUS OF AGRICULTURE

Union County – Ohio Farms with Women Principal Operators

Selected Highlights

Item	Farms	Quantity
MARKET VALUE OF AGRICULTURAL PRODUCTS SOLD (\$1,000)		
Total value of agricultural products sold	151	3,479
Value of crops including nursery and greenhouse	70	2,569
Value of livestock, poultry, and their products	47	910
VALUE OF SALES BY COMMODITY GROUP (\$1,000)		
Grains, oilseeds, dry beans, and dry peas	44	(D)
Tobacco	-	-
Cotton and cottonseed	-	-
Vegetables, melons, potatoes and sweet potatoes	9	193
Fruits, tree nuts, and berries	6	(D)
Nursery, greenhouse, floriculture, and sod	6	28
Cut Christmas trees and short rotation woody crops	-	-
Other crops and hay	16	52
Poultry and eggs	5	(D)
Cattle and calves	12	109
Milk and other dairy products from cows	-	-
Hogs and pigs	10	604
Sheep, goats, and their products	6	13
Horses, ponies, mules, burros, and donkeys	17	83
Aquaculture	-	-
Other animals and other animal products	6	(D)
TOP CROP ITEMS (acres)		
Soybeans for beans	35	4,697
Corn for grain	26	1,174
Forage - land used for all hay and haylage, grass silage, and greenchop	36	465
Wheat for grain, all	13	307
Vegetables harvested for sale	9	23
TOP LIVESTOCK INVENTORY ITEMS (number)		
Hogs and pigs	3	(D)
Horses and ponies	51	404
Goats, all	12	265
Cattle and calves	18	238
Layers	10	218

Operator Characteristics

Item	Quantity
Primary occupation:	
Farming	67
Other	84
Days worked off farm:	
None	73
Any	78
Years on present farm:	
2 years or less	6
3 to 4 years	21
5 to 9 years	29
10 years or more	95
Age group:	
Under 45 years	31
45 to 64 years	72
65 years and over	48
Average age of principal operator (years)	57.5

Economic Characteristics

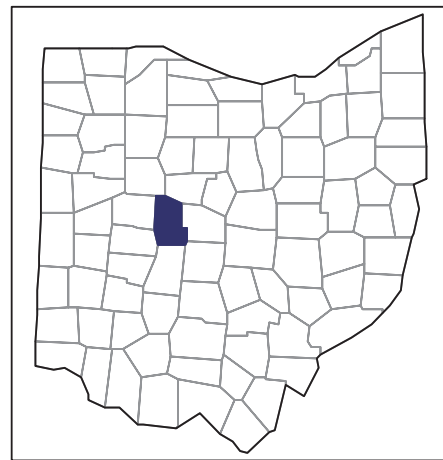
Item	Quantity
Farms by value of sales:	
Less than \$1,000	66
\$1,000 to \$2,499	15
\$2,500 to \$4,999	9
\$5,000 to \$9,999	15
\$10,000 to \$49,999	31
\$50,000 to \$99,999	4
\$100,000 to \$249,999	10
\$250,000 to \$499,999	1
\$500,000 or more	-
Total farm production expenses (\$1,000)	3,565
Average per farm (\$)	23,612
Net cash farm income of operation (\$1,000)	846
Average per farm (\$)	5,606
Value of agricultural products sold directly to individuals for human consumption (\$1,000)	48
Total organic product sales (\$1,000)	84
Total income from farm-related sources, gross before taxes and expenses (\$1,000)	665

See "Census of Agriculture, Volume 1, Geographic Area Series" for complete footnotes, explanations, definitions, and methodology.
(D) Cannot be disclosed. (Z) Less than half of the unit shown.

2007 CENSUS OF AGRICULTURE

Union County – Ohio

Farms with Spanish, Hispanic, or Latino Operators Compared with All Farms



Data are not available at this geographic level for farms with Spanish, Hispanic, or Latino operators.



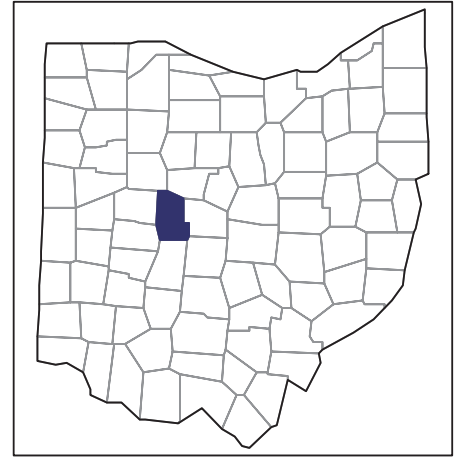
United States Department of Agriculture
National Agricultural Statistics Service

www.agcensus.usda.gov

2007 CENSUS *OF* AGRICULTURE

Union County – Ohio

**Farms with American Indian or Alaska
Native Operators Compared with All
Farms**



Data are not available at this geographic level for farms with American Indian or Alaska Native operators.



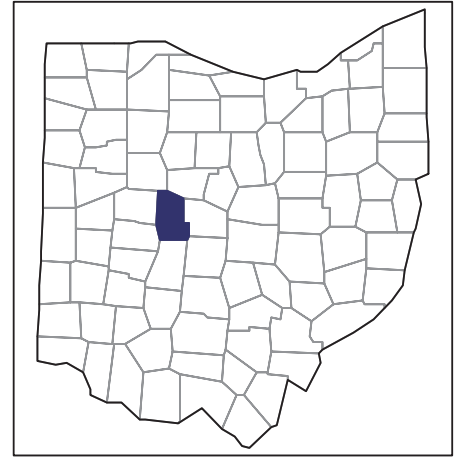
United States Department of Agriculture
National Agricultural Statistics Service

www.agcensus.usda.gov

2007 CENSUS *OF* **AGRICULTURE**

Union County – Ohio

**Farms with Asian Operators
Compared with All Farms**



Data are not available at this geographic level for farms with Asian operators.



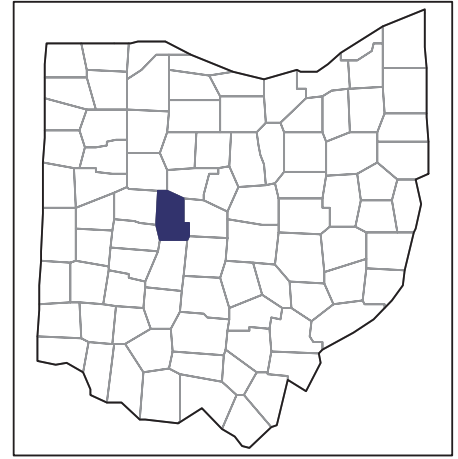
United States Department of Agriculture
National Agricultural Statistics Service

www.agcensus.usda.gov

2007 CENSUS *OF* **AGRICULTURE**

Union County – Ohio

**Farms with Black or African American
Operators Compared with All Farms**



Data are not available at this geographic level for farms with Black or African American operators.



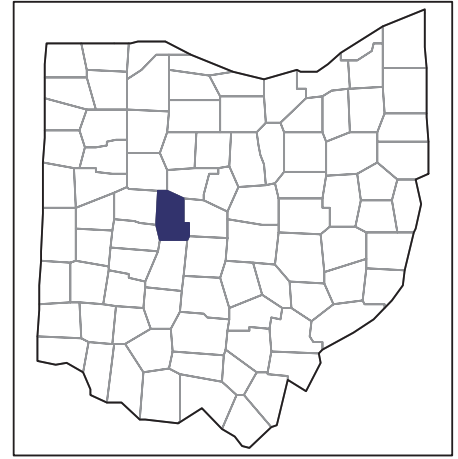
United States Department of Agriculture
National Agricultural Statistics Service

www.agcensus.usda.gov

2007 CENSUS OF AGRICULTURE

Union County – Ohio

Farms with Native Hawaiian or Other Pacific Islander Operators Compared with All Farms



Data are not available at this geographic level for farms with Native Hawaiian or Other Pacific Islander operators.



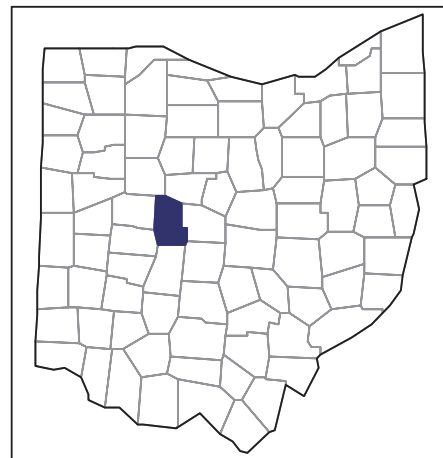
United States Department of Agriculture
National Agricultural Statistics Service

www.agcensus.usda.gov

2007 CENSUS *OF* **AGRICULTURE**

Union County – Ohio

**Farms with White Operators
Compared with All Farms**



Data are not available at this geographic level for farms with White operators.



United States Department of Agriculture
National Agricultural Statistics Service

www.agcensus.usda.gov

