

2007 CENSUS OF AGRICULTURE



Van Wert County – Ohio

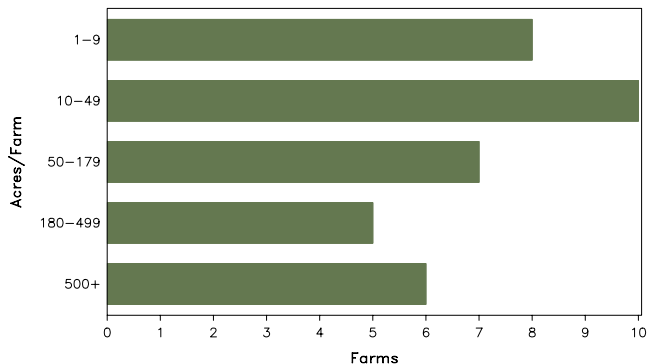
Farms with Women Principal Operators Compared with All Farms

	Women Principal Operators	All Farms
Number of Farms	36	696
Land in Farms	7,544 acres	246,497 acres
Average Size of Farm	210 acres	354 acres
Market Value of Products Sold	\$2,086,000	\$110,079,000
Crop Sales	\$2,072,000	\$85,756,000
Livestock Sales	\$14,000	\$24,323,000
Average Per Farm	\$57,935	\$158,160
Government Payments	\$130,000	\$5,778,000
Average Per Farm Receiving Payments	\$4,653	\$9,519

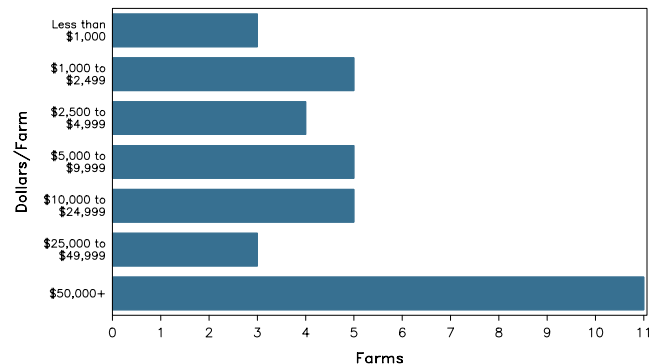
See footnotes on reverse page.

Farms with Women Principal Operators

Farms by Size



Farms by Economic Size



2007 CENSUS OF AGRICULTURE

Van Wert County – Ohio Farms with Women Principal Operators

Selected Highlights

Item	Farms	Quantity
MARKET VALUE OF AGRICULTURAL PRODUCTS SOLD (\$1,000)		
Total value of agricultural products sold	36	2,086
Value of crops including nursery and greenhouse	26	2,072
Value of livestock, poultry, and their products	9	14
VALUE OF SALES BY COMMODITY GROUP (\$1,000)		
Grains, oilseeds, dry beans, and dry peas	26	(D)
Tobacco	-	-
Cotton and cottonseed	-	-
Vegetables, melons, potatoes and sweet potatoes	-	-
Fruits, tree nuts, and berries	-	-
Nursery, greenhouse, floriculture, and sod	-	-
Cut Christmas trees and short rotation woody crops	-	-
Other crops and hay	7	(D)
Poultry and eggs	2	(D)
Cattle and calves	-	-
Milk and other dairy products from cows	-	-
Hogs and pigs	4	1
Sheep, goats, and their products	5	6
Horses, ponies, mules, burros, and donkeys	2	(D)
Aquaculture	-	-
Other animals and other animal products	1	(D)
TOP CROP ITEMS (acres)		
Soybeans for beans	20	3,055
Corn for grain	13	2,390
Wheat for grain, all	10	631
Corn for silage or greenchop	1	(D)
Forage - land used for all hay and haylage, grass silage, and greenchop	7	67
TOP LIVESTOCK INVENTORY ITEMS (number)		
Sheep and lambs	5	203
Layers	2	(D)
Horses and ponies	5	40
Ducks	2	(D)
Geese	2	(D)

Operator Characteristics

Item	Quantity
Primary occupation:	
Farming	15
Other	21
Days worked off farm:	
None	20
Any	16
Years on present farm:	
2 years or less	2
3 to 4 years	5
5 to 9 years	3
10 years or more	26
Age group:	
Under 45 years	3
45 to 64 years	12
65 years and over	21
Average age of principal operator (years)	62.9

Economic Characteristics

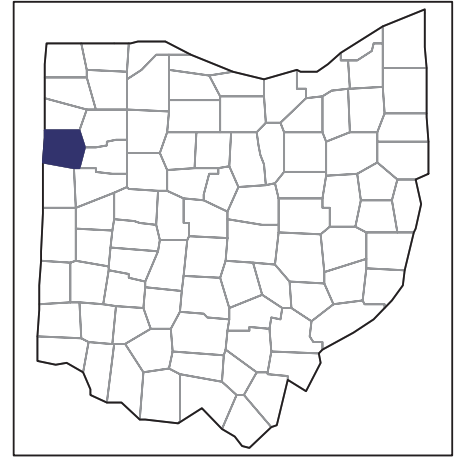
Item	Quantity
Farms by value of sales:	
Less than \$1,000	7
\$1,000 to \$2,499	3
\$2,500 to \$4,999	2
\$5,000 to \$9,999	5
\$10,000 to \$49,999	8
\$50,000 to \$99,999	2
\$100,000 to \$249,999	8
\$250,000 to \$499,999	1
\$500,000 or more	-
Total farm production expenses (\$1,000)	1,923
Average per farm (\$)	53,429
Net cash farm income of operation (\$1,000)	(D)
Average per farm (\$)	(D)
Value of agricultural products sold directly to individuals for human consumption (\$1,000)	(D)
Total organic product sales (\$1,000)	-
Total income from farm-related sources, gross before taxes and expenses (\$1,000)	96

See "Census of Agriculture, Volume 1, Geographic Area Series" for complete footnotes, explanations, definitions, and methodology.
(D) Cannot be disclosed. (Z) Less than half of the unit shown.

2007 CENSUS OF AGRICULTURE

Van Wert County – Ohio

Farms with Spanish, Hispanic, or Latino Operators Compared with All Farms



Data are not available at this geographic level for farms with Spanish, Hispanic, or Latino operators.



United States Department of Agriculture
National Agricultural Statistics Service

www.agcensus.usda.gov

2007 CENSUS *OF* AGRICULTURE

Van Wert County – Ohio

**Farms with American Indian or Alaska
Native Operators Compared with All
Farms**



Data are not available at this geographic level for farms with American Indian or Alaska Native operators.



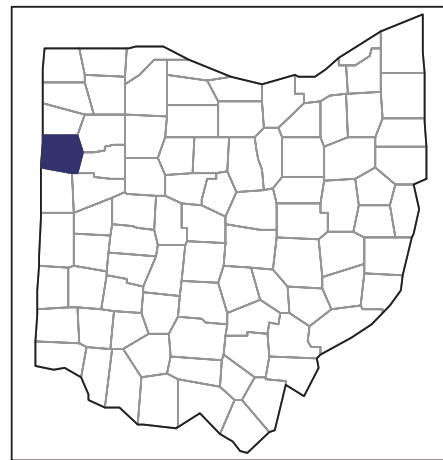
United States Department of Agriculture
National Agricultural Statistics Service

www.agcensus.usda.gov

2007 CENSUS *OF* AGRICULTURE

Van Wert County – Ohio

Farms with Asian Operators
Compared with All Farms



Data are not available at this geographic level for farms with Asian operators.



United States Department of Agriculture
National Agricultural Statistics Service

www.agcensus.usda.gov

2007 CENSUS *OF* AGRICULTURE

Van Wert County – Ohio

Farms with Black or African American
Operators Compared with All Farms



Data are not available at this geographic level for farms with Black or African American operators.



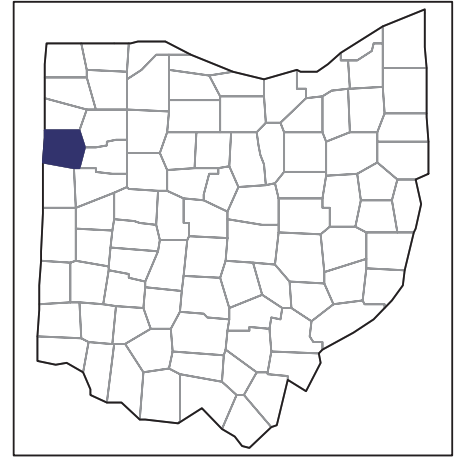
United States Department of Agriculture
National Agricultural Statistics Service

www.agcensus.usda.gov

2007 CENSUS *OF* AGRICULTURE

Van Wert County – Ohio

**Farms with Native Hawaiian or Other
Pacific Islander Operators Compared
with All Farms**



Data are not available at this geographic level for farms with Native Hawaiian or Other Pacific Islander operators.



United States Department of Agriculture
National Agricultural Statistics Service

www.agcensus.usda.gov

2007 CENSUS *OF* AGRICULTURE

Van Wert County – Ohio

Farms with White Operators
Compared with All Farms



Data are not available at this geographic level for farms with White operators.



United States Department of Agriculture
National Agricultural Statistics Service

www.agcensus.usda.gov

