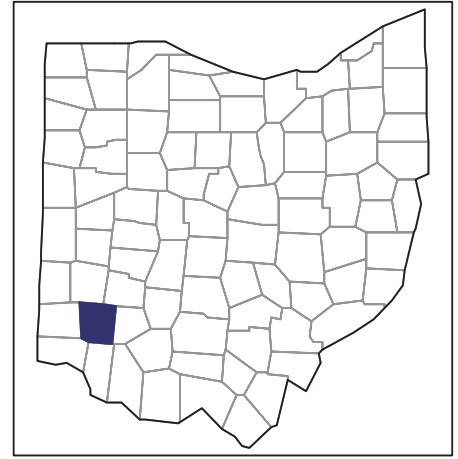


2007 CENSUS OF AGRICULTURE



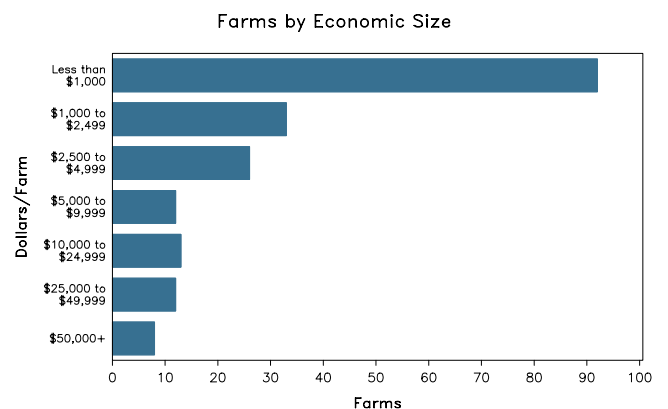
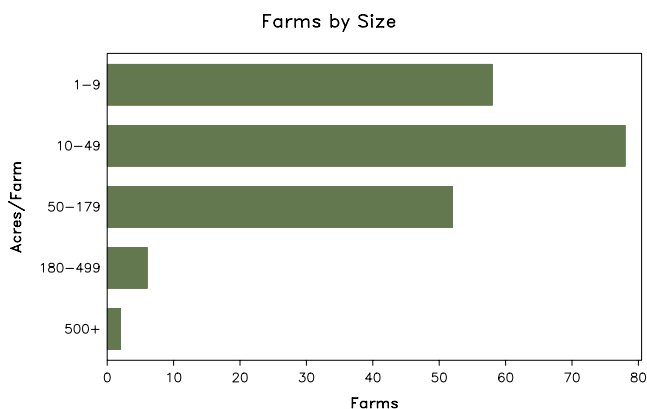
Warren County – Ohio

Farms with Women Principal Operators Compared with All Farms

	Women Principal Operators	All Farms
Number of Farms	196	896
Land in Farms	11,828 acres	94,348 acres
Average Size of Farm	60 acres	105 acres
Market Value of Products Sold	\$3,605,000	\$44,244,000
Crop Sales	\$2,578,000	\$39,366,000
Livestock Sales	\$1,027,000	\$4,877,000
Average Per Farm	\$18,393	\$49,379
Government Payments	\$85,000	\$1,095,000
Average Per Farm Receiving Payments	\$2,421	\$4,524

See footnotes on reverse page.

Farms with Women Principal Operators



2007 CENSUS OF AGRICULTURE

Warren County – Ohio Farms with Women Principal Operators

Selected Highlights

Item	Farms	Quantity
MARKET VALUE OF AGRICULTURAL PRODUCTS SOLD (\$1,000)		
Total value of agricultural products sold	196	3,605
Value of crops including nursery and greenhouse	60	2,578
Value of livestock, poultry, and their products	75	1,027
VALUE OF SALES BY COMMODITY GROUP (\$1,000)		
Grains, oilseeds, dry beans, and dry peas	23	1,836
Tobacco	-	-
Cotton and cottonseed	-	-
Vegetables, melons, potatoes and sweet potatoes	7	25
Fruits, tree nuts, and berries	2	(D)
Nursery, greenhouse, floriculture, and sod	5	660
Cut Christmas trees and short rotation woody crops	1	(D)
Other crops and hay	27	43
Poultry and eggs	19	(D)
Cattle and calves	26	130
Milk and other dairy products from cows	2	(D)
Hogs and pigs	4	3
Sheep, goats, and their products	13	7
Horses, ponies, mules, burros, and donkeys	27	369
Aquaculture	-	-
Other animals and other animal products	15	(D)
TOP CROP ITEMS (acres)		
Soybeans for beans	18	2,368
Corn for grain	10	1,679
Forage - land used for all hay and haylage, grass silage, and greenchop	63	1,117
Wheat for grain, all	2	(D)
Nursery stock	3	82
TOP LIVESTOCK INVENTORY ITEMS (number)		
Horses and ponies	109	1,058
Cattle and calves	35	531
Alpacas	3	(D)
Layers	20	327
Mules, burros, and donkeys	17	191

Operator Characteristics

Item	Quantity
Primary occupation:	
Farming	90
Other	106
Days worked off farm:	
None	79
Any	117
Years on present farm:	
2 years or less	7
3 to 4 years	15
5 to 9 years	50
10 years or more	124
Age group:	
Under 45 years	35
45 to 64 years	110
65 years and over	51
Average age of principal operator (years)	56.8

Economic Characteristics

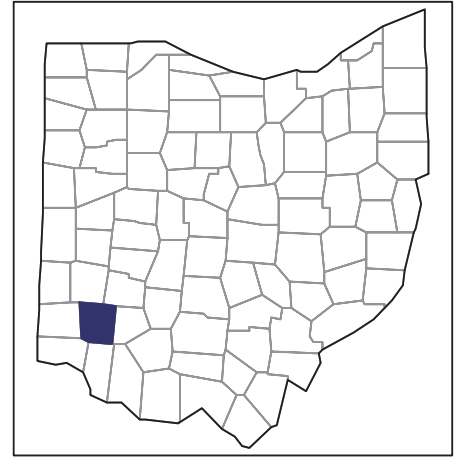
Item	Quantity
Farms by value of sales:	
Less than \$1,000	100
\$1,000 to \$2,499	26
\$2,500 to \$4,999	25
\$5,000 to \$9,999	12
\$10,000 to \$49,999	26
\$50,000 to \$99,999	3
\$100,000 to \$249,999	-
\$250,000 to \$499,999	1
\$500,000 or more	3
Total farm production expenses (\$1,000)	5,108
Average per farm (\$)	26,060
Net cash farm income of operation (\$1,000)	44
Average per farm (\$)	222
Value of agricultural products sold directly to individuals for human consumption (\$1,000)	33
Total organic product sales (\$1,000)	(D)
Total income from farm-related sources, gross before taxes and expenses (\$1,000)	1,462

See "Census of Agriculture, Volume 1, Geographic Area Series" for complete footnotes, explanations, definitions, and methodology.
(D) Cannot be disclosed. (Z) Less than half of the unit shown.

2007 CENSUS *OF* **AGRICULTURE**

Warren County – Ohio

Farms with Spanish, Hispanic, or Latino Operators Compared with All Farms



Data are not available at this geographic level for farms with Spanish, Hispanic, or Latino operators.



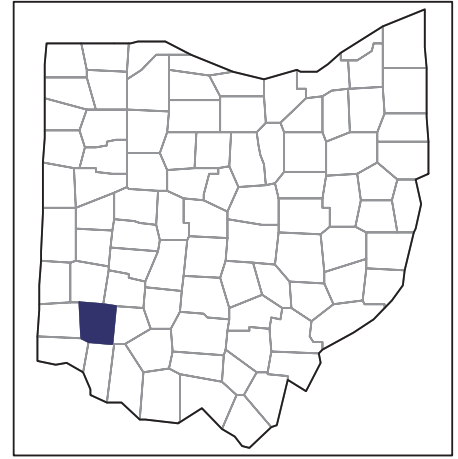
United States Department of Agriculture
National Agricultural Statistics Service

www.agcensus.usda.gov

2007 CENSUS OF AGRICULTURE

Warren County – Ohio

Farms with American Indian or Alaska Native Operators Compared with All Farms



Data are not available at this geographic level for farms with American Indian or Alaska Native operators.



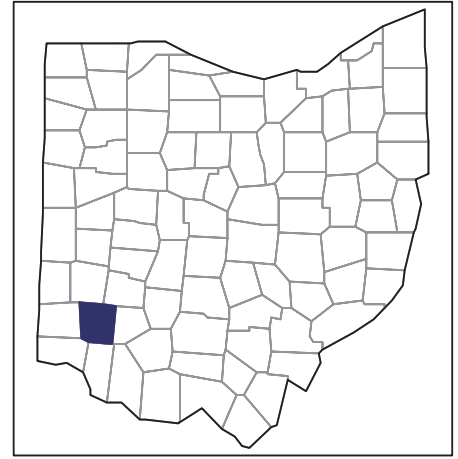
United States Department of Agriculture
National Agricultural Statistics Service

www.agcensus.usda.gov

2007 CENSUS OF AGRICULTURE

Warren County – Ohio

**Farms with Asian Operators
Compared with All Farms**



Data are not available at this geographic level for farms with Asian operators.



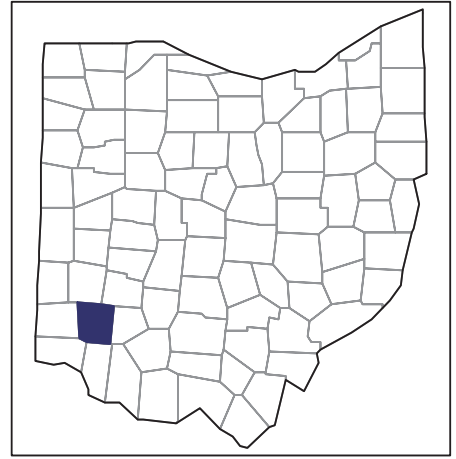
United States Department of Agriculture
National Agricultural Statistics Service

www.agcensus.usda.gov

2007 CENSUS *OF* **AGRICULTURE**

Warren County – Ohio

**Farms with Black or African American
Operators Compared with All Farms**



Data are not available at this geographic level for farms with Black or African American operators.



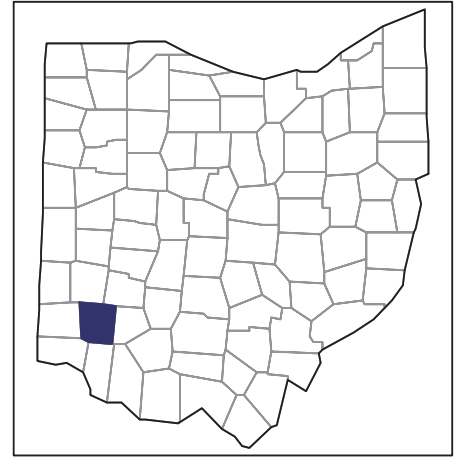
United States Department of Agriculture
National Agricultural Statistics Service

www.agcensus.usda.gov

2007 CENSUS *OF* **AGRICULTURE**

Warren County – Ohio

**Farms with Native Hawaiian or Other
Pacific Islander Operators Compared
with All Farms**



Data are not available at this geographic level for farms with Native Hawaiian or Other Pacific Islander operators.



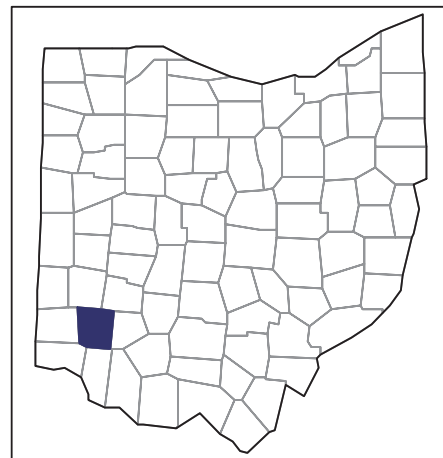
United States Department of Agriculture
National Agricultural Statistics Service

www.agcensus.usda.gov

2007 CENSUS *OF* AGRICULTURE

Warren County – Ohio

**Farms with White Operators
Compared with All Farms**



Data are not available at this geographic level for farms with White operators.



United States Department of Agriculture
National Agricultural Statistics Service

www.agcensus.usda.gov

