

2007 CENSUS OF AGRICULTURE



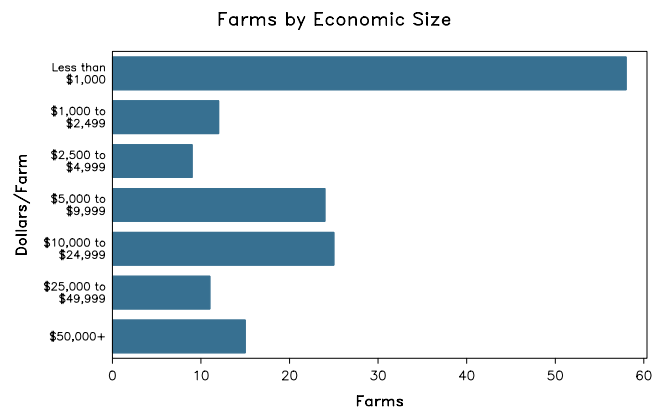
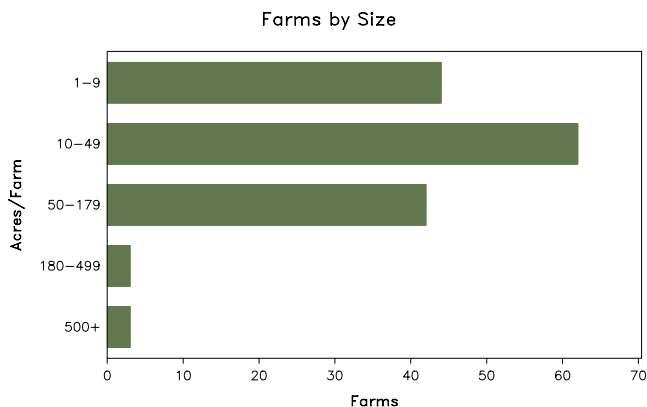
Wayne County – Ohio

Farms with Women Principal Operators Compared with All Farms

	Women Principal Operators	All Farms
Number of Farms	154	1,788
Land in Farms	8,037 acres	248,409 acres
Average Size of Farm	52 acres	139 acres
Market Value of Products Sold	\$3,582,000	\$247,258,000
Crop Sales	\$1,216,000	\$57,909,000
Livestock Sales	\$2,366,000	\$189,349,000
Average Per Farm	\$23,257	\$138,287
Government Payments	\$55,000	\$2,999,000
Average Per Farm Receiving Payments	\$1,766	\$4,552

See footnotes on reverse page.

Farms with Women Principal Operators



2007 CENSUS OF AGRICULTURE

Wayne County – Ohio Farms with Women Principal Operators

Selected Highlights

Item	Farms	Quantity
MARKET VALUE OF AGRICULTURAL PRODUCTS SOLD (\$1,000)		
Total value of agricultural products sold	154	3,582
Value of crops including nursery and greenhouse	58	1,216
Value of livestock, poultry, and their products	90	2,366
VALUE OF SALES BY COMMODITY GROUP (\$1,000)		
Grains, oilseeds, dry beans, and dry peas	32	644
Tobacco	-	-
Cotton and cottonseed	-	-
Vegetables, melons, potatoes and sweet potatoes	6	(D)
Fruits, tree nuts, and berries	8	(D)
Nursery, greenhouse, floriculture, and sod	8	196
Cut Christmas trees and short rotation woody crops	3	(D)
Other crops and hay	21	122
Poultry and eggs	14	(D)
Cattle and calves	37	494
Milk and other dairy products from cows	22	1,470
Hogs and pigs	13	22
Sheep, goats, and their products	31	48
Horses, ponies, mules, burros, and donkeys	13	263
Aquaculture	1	(D)
Other animals and other animal products	9	16
TOP CROP ITEMS (acres)		
Forage - land used for all hay and haylage, grass silage, and greenchop	49	1,510
Corn for grain	28	940
Soybeans for beans	18	726
Oats for grain	20	234
Barley for grain	5	125
TOP LIVESTOCK INVENTORY ITEMS (number)		
Cattle and calves	46	1,904
Sheep and lambs	18	768
Horses and ponies	76	603
Pigeons or squab	1	(D)
Layers	16	435

Operator Characteristics

Item	Quantity
Primary occupation:	
Farming	68
Other	86
Days worked off farm:	
None	48
Any	106
Years on present farm:	
2 years or less	6
3 to 4 years	14
5 to 9 years	24
10 years or more	110
Age group:	
Under 45 years	37
45 to 64 years	80
65 years and over	37
Average age of principal operator (years)	54.0

Economic Characteristics

Item	Quantity
Farms by value of sales:	
Less than \$1,000	62
\$1,000 to \$2,499	10
\$2,500 to \$4,999	7
\$5,000 to \$9,999	24
\$10,000 to \$49,999	36
\$50,000 to \$99,999	9
\$100,000 to \$249,999	2
\$250,000 to \$499,999	3
\$500,000 or more	1
Total farm production expenses (\$1,000)	3,698
Average per farm (\$)	24,011
Net cash farm income of operation (\$1,000)	263
Average per farm (\$)	1,707
Value of agricultural products sold directly to individuals for human consumption (\$1,000)	83
Total organic product sales (\$1,000)	(D)
Total income from farm-related sources, gross before taxes and expenses (\$1,000)	324

See "Census of Agriculture, Volume 1, Geographic Area Series" for complete footnotes, explanations, definitions, and methodology.
(D) Cannot be disclosed. (Z) Less than half of the unit shown.

2007 CENSUS OF AGRICULTURE

Wayne County – Ohio

Farms with Spanish, Hispanic, or Latino Operators Compared with All Farms



Data are not available at this geographic level for farms with Spanish, Hispanic, or Latino operators.



United States Department of Agriculture
National Agricultural Statistics Service

www.agcensus.usda.gov

2007 CENSUS OF AGRICULTURE

Wayne County – Ohio

Farms with American Indian or Alaska Native Operators Compared with All Farms



Data are not available at this geographic level for farms with American Indian or Alaska Native operators.



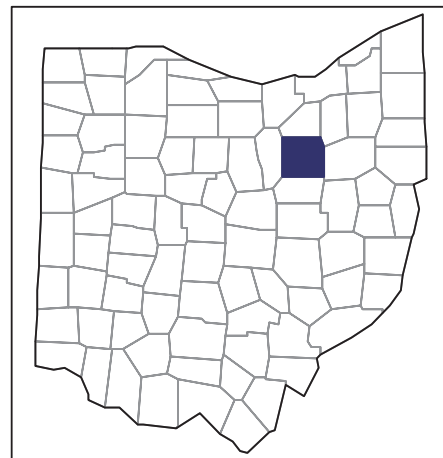
United States Department of Agriculture
National Agricultural Statistics Service

www.agcensus.usda.gov

2007 CENSUS OF AGRICULTURE

Wayne County – Ohio

**Farms with Asian Operators
Compared with All Farms**



Data are not available at this geographic level for farms with Asian operators.



United States Department of Agriculture
National Agricultural Statistics Service

www.agcensus.usda.gov

2007 CENSUS OF AGRICULTURE

Wayne County – Ohio

Farms with Black or African American Operators Compared with All Farms



Data are not available at this geographic level for farms with Black or African American operators.



United States Department of Agriculture
National Agricultural Statistics Service

www.agcensus.usda.gov

2007 CENSUS OF AGRICULTURE

Wayne County – Ohio

Farms with Native Hawaiian or Other Pacific Islander Operators Compared with All Farms



Data are not available at this geographic level for farms with Native Hawaiian or Other Pacific Islander operators.



United States Department of Agriculture
National Agricultural Statistics Service

www.agcensus.usda.gov

2007 CENSUS OF AGRICULTURE

Wayne County – Ohio

Farms with White Operators
Compared with All Farms



Data are not available at this geographic level for farms with White operators.



United States Department of Agriculture
National Agricultural Statistics Service

www.agcensus.usda.gov

