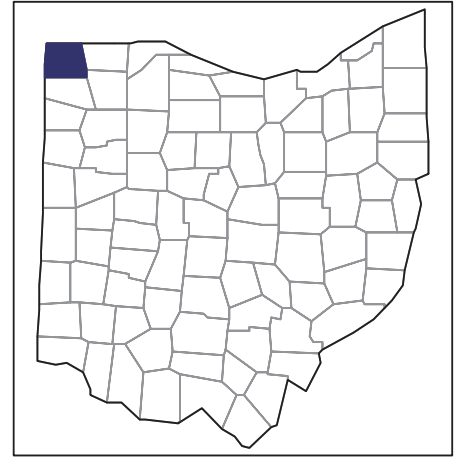


# 2007 CENSUS OF AGRICULTURE



## Williams County – Ohio

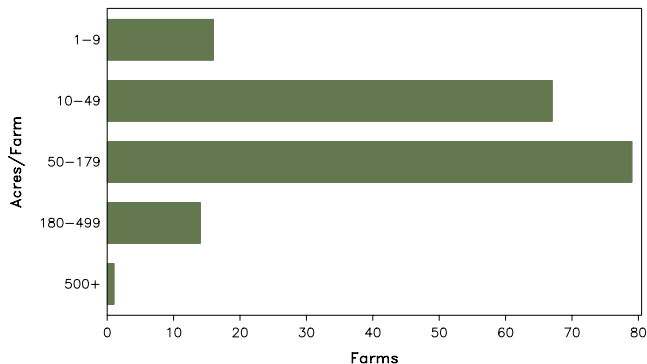
### Farms with Women Principal Operators Compared with All Farms

	Women Principal Operators	All Farms
<b>Number of Farms</b>	177	1,116
<b>Land in Farms</b>	13,322 acres	212,509 acres
<b>Average Size of Farm</b>	75 acres	190 acres
<b>Market Value of Products Sold</b>	\$946,000	\$102,524,000
Crop Sales	\$862,000	\$54,848,000
Livestock Sales	\$84,000	\$47,676,000
Average Per Farm	\$5,346	\$91,867
<b>Government Payments</b>	\$600,000	\$5,601,000
Average Per Farm Receiving Payments	\$4,109	\$6,265

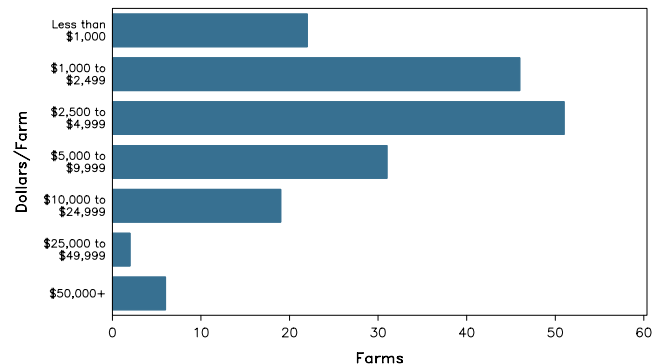
See footnotes on reverse page.

### Farms with Women Principal Operators

Farms by Size



Farms by Economic Size



# 2007 CENSUS OF AGRICULTURE

## Williams County – Ohio Farms with Women Principal Operators

### Selected Highlights

Item	Farms	Quantity
<b>MARKET VALUE OF AGRICULTURAL PRODUCTS SOLD (\$1,000)</b>		
Total value of agricultural products sold	177	946
Value of crops including nursery and greenhouse	34	862
Value of livestock, poultry, and their products	23	84
<b>VALUE OF SALES BY COMMODITY GROUP (\$1,000)</b>		
Grains, oilseeds, dry beans, and dry peas	25	(D)
Tobacco	-	-
Cotton and cottonseed	-	-
Vegetables, melons, potatoes and sweet potatoes	2	(D)
Fruits, tree nuts, and berries	1	(D)
Nursery, greenhouse, floriculture, and sod	2	(D)
Cut Christmas trees and short rotation woody crops	-	-
Other crops and hay	8	42
Poultry and eggs	6	(D)
Cattle and calves	7	(D)
Milk and other dairy products from cows	-	-
Hogs and pigs	3	7
Sheep, goats, and their products	6	4
Horses, ponies, mules, burros, and donkeys	3	3
Aquaculture	-	-
Other animals and other animal products	7	(D)
<b>TOP CROP ITEMS (acres)</b>		
Soybeans for beans	22	1,249
Corn for grain	13	893
Wheat for grain, all	10	410
Forage - land used for all hay and haylage, grass silage, and greenchop	18	359
Corn for silage or greenchop	1	(D)
<b>TOP LIVESTOCK INVENTORY ITEMS (number)</b>		
Rabbits and their pelts	4	472
Colonies of bees	1	(D)
Cattle and calves	7	290
Horses and ponies	23	131
Goats, all	9	58

### Operator Characteristics

Item	Quantity
Primary occupation:	
Farming	35
Other	142
Days worked off farm:	
None	92
Any	85
Years on present farm:	
2 years or less	8
3 to 4 years	15
5 to 9 years	41
10 years or more	113
Age group:	
Under 45 years	21
45 to 64 years	54
65 years and over	102
Average age of principal operator (years)	65.1

### Economic Characteristics

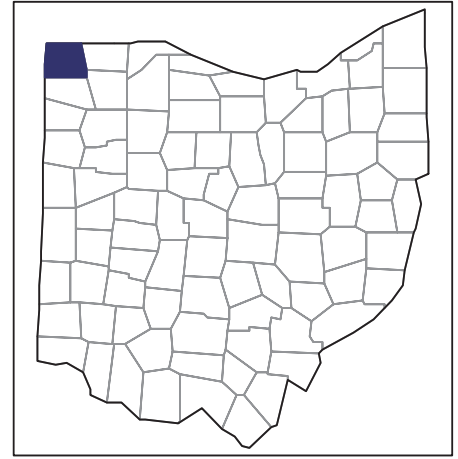
Item	Quantity
Farms by value of sales:	
Less than \$1,000	134
\$1,000 to \$2,499	19
\$2,500 to \$4,999	2
\$5,000 to \$9,999	6
\$10,000 to \$49,999	10
\$50,000 to \$99,999	5
\$100,000 to \$249,999	-
\$250,000 to \$499,999	1
\$500,000 or more	-
Total farm production expenses (\$1,000)	1,168
Average per farm (\$)	6,598
Net cash farm income of operation (\$1,000)	799
Average per farm (\$)	4,516
Value of agricultural products sold directly to individuals for human consumption (\$1,000)	(D)
Total organic product sales (\$1,000)	-
Total income from farm-related sources, gross before taxes and expenses (\$1,000)	421

See "Census of Agriculture, Volume 1, Geographic Area Series" for complete footnotes, explanations, definitions, and methodology.  
(D) Cannot be disclosed. (Z) Less than half of the unit shown.

# 2007 CENSUS *OF* **AGRICULTURE**

## **Williams County – Ohio**

### **Farms with Spanish, Hispanic, or Latino Operators Compared with All Farms**



**Data are not available at this geographic level for farms with Spanish, Hispanic, or Latino operators.**



United States Department of Agriculture  
National Agricultural Statistics Service

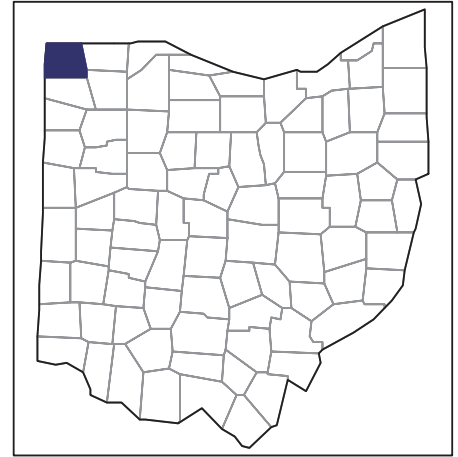
[www.agcensus.usda.gov](http://www.agcensus.usda.gov)



# 2007 CENSUS OF AGRICULTURE

## Williams County – Ohio

### Farms with American Indian or Alaska Native Operators Compared with All Farms



Data are not available at this geographic level for farms with American Indian or Alaska Native operators.



United States Department of Agriculture  
National Agricultural Statistics Service

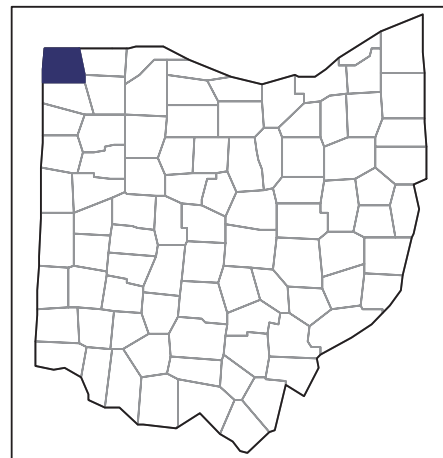
[www.agcensus.usda.gov](http://www.agcensus.usda.gov)



# 2007 CENSUS *OF* AGRICULTURE

**Williams County – Ohio**

**Farms with Asian Operators  
Compared with All Farms**



**Data are not available at this geographic level for farms with Asian operators.**



United States Department of Agriculture  
National Agricultural Statistics Service

[www.agcensus.usda.gov](http://www.agcensus.usda.gov)

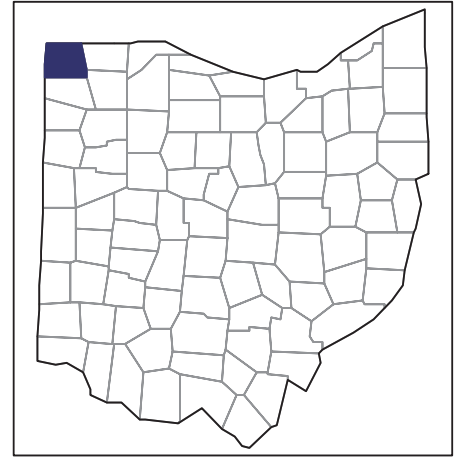




# 2007 CENSUS *OF* AGRICULTURE

**Williams County – Ohio**

**Farms with Black or African American  
Operators Compared with All Farms**



Data are not available at this geographic level for farms with Black or African American operators.



United States Department of Agriculture  
National Agricultural Statistics Service

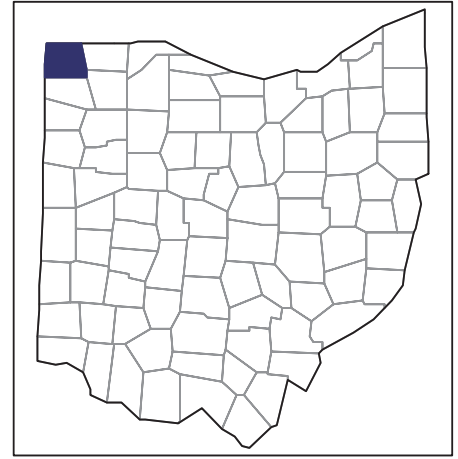
[www.agcensus.usda.gov](http://www.agcensus.usda.gov)



# 2007 CENSUS *OF* AGRICULTURE

## Williams County – Ohio

### Farms with Native Hawaiian or Other Pacific Islander Operators Compared with All Farms



Data are not available at this geographic level for farms with Native Hawaiian or Other Pacific Islander operators.



United States Department of Agriculture  
National Agricultural Statistics Service

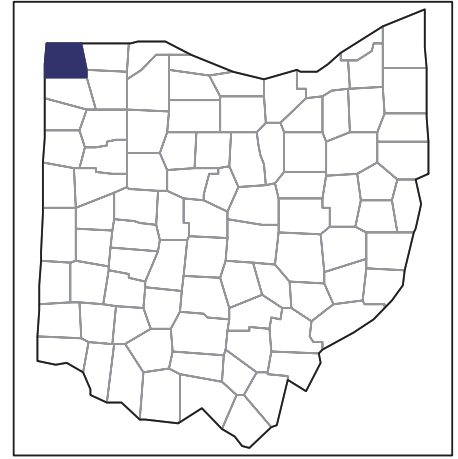
[www.agcensus.usda.gov](http://www.agcensus.usda.gov)



# 2007 CENSUS OF AGRICULTURE

**Williams County – Ohio**

**Farms with White Operators  
Compared with All Farms**



**Data are not available at this geographic level for farms with White operators.**



United States Department of Agriculture  
National Agricultural Statistics Service

[www.agcensus.usda.gov](http://www.agcensus.usda.gov)

