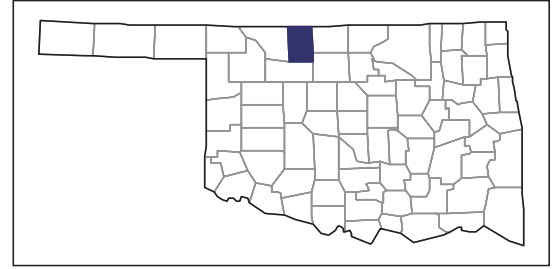


2007 CENSUS OF AGRICULTURE



Alfalfa County – Oklahoma

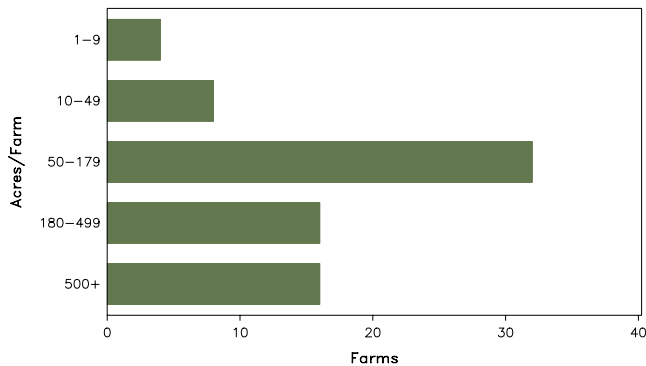
Farms with Women Principal Operators Compared with All Farms

	Women Principal Operators	All Farms
Number of Farms	76	695
Land in Farms	32,125 acres	542,813 acres
Average Size of Farm	423 acres	781 acres
Market Value of Products Sold	\$3,492,000	\$84,977,000
Crop Sales	\$735,000	\$21,551,000
Livestock Sales	\$2,757,000	\$63,427,000
Average Per Farm	\$45,951	\$122,269
Government Payments	\$411,000	\$8,538,000
Average Per Farm Receiving Payments	\$6,732	\$15,032

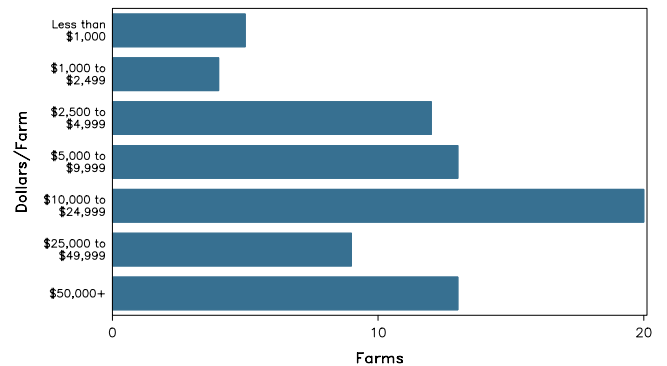
See footnotes on reverse page.

Farms with Women Principal Operators

Farms by Size



Farms by Economic Size



2007 CENSUS OF AGRICULTURE

Alfalfa County – Oklahoma Farms with Women Principal Operators

Selected Highlights

Item	Farms	Quantity
MARKET VALUE OF AGRICULTURAL PRODUCTS SOLD (\$1,000)		
Total value of agricultural products sold	76	3,492
Value of crops including nursery and greenhouse	33	735
Value of livestock, poultry, and their products	28	2,757
VALUE OF SALES BY COMMODITY GROUP (\$1,000)		
Grains, oilseeds, dry beans, and dry peas	22	(D)
Tobacco	-	-
Cotton and cottonseed	-	-
Vegetables, melons, potatoes and sweet potatoes	2	(D)
Fruits, tree nuts, and berries	2	(D)
Nursery, greenhouse, floriculture, and sod	-	-
Cut Christmas trees and short rotation woody crops	-	-
Other crops and hay	14	169
Poultry and eggs	2	(D)
Cattle and calves	28	(D)
Milk and other dairy products from cows	-	-
Hogs and pigs	-	-
Sheep, goats, and their products	-	-
Horses, ponies, mules, burros, and donkeys	2	(D)
Aquaculture	-	-
Other animals and other animal products	-	-
TOP CROP ITEMS (acres)		
Wheat for grain, all	23	4,413
Forage - land used for all hay and haylage, grass silage, and greenchop	26	2,924
Corn for grain	1	(D)
Sorghum for grain	1	(D)
Pecans, all	2	(D)
TOP LIVESTOCK INVENTORY ITEMS (number)		
Cattle and calves	26	4,718
Layers	2	(D)
Goats, all	1	(D)
Mules, burros, and donkeys	1	(D)
Sheep and lambs	2	(D)

Operator Characteristics

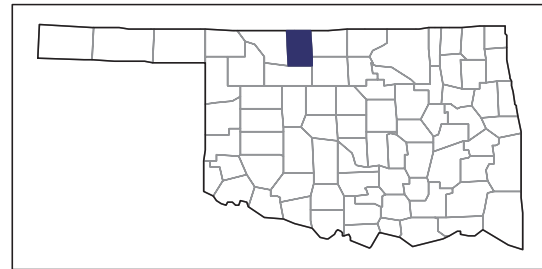
Item	Quantity
Primary occupation:	
Farming	26
Other	50
Days worked off farm:	
None	43
Any	33
Years on present farm:	
2 years or less	13
3 to 4 years	3
5 to 9 years	14
10 years or more	46
Age group:	
Under 45 years	6
45 to 64 years	23
65 years and over	47
Average age of principal operator (years)	68.1

Economic Characteristics

Item	Quantity
Farms by value of sales:	
Less than \$1,000	26
\$1,000 to \$2,499	-
\$2,500 to \$4,999	3
\$5,000 to \$9,999	10
\$10,000 to \$49,999	27
\$50,000 to \$99,999	2
\$100,000 to \$249,999	2
\$250,000 to \$499,999	6
\$500,000 or more	-
Total farm production expenses (\$1,000)	2,304
Average per farm (\$)	30,311
Net cash farm income of operation (\$1,000)	1,780
Average per farm (\$)	23,424
Value of agricultural products sold directly to individuals for human consumption (\$1,000)	(D)
Total organic product sales (\$1,000)	-
Total income from farm-related sources, gross before taxes and expenses (\$1,000)	181

See "Census of Agriculture, Volume 1, Geographic Area Series" for complete footnotes, explanations, definitions, and methodology.
(D) Cannot be disclosed. (Z) Less than half of the unit shown.

2007 CENSUS OF AGRICULTURE



Alfalfa County – Oklahoma

Farms with Spanish, Hispanic, or Latino Operators Compared with All Farms

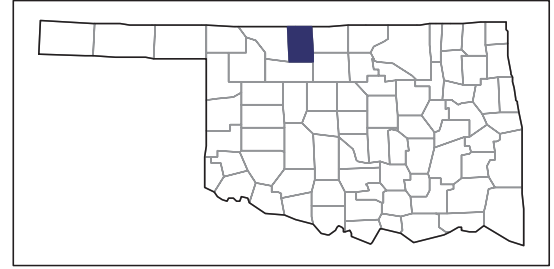
Data are not available at this geographic level for farms with Spanish, Hispanic, or Latino operators.



United States Department of Agriculture
National Agricultural Statistics Service

www.agcensus.usda.gov

2007 CENSUS OF AGRICULTURE



Alfalfa County – Oklahoma

Farms with American Indian or Alaska Native Operators Compared with All Farms

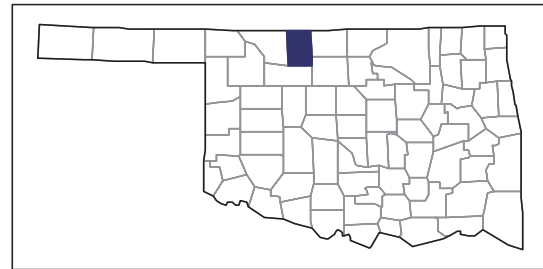
Data are not available at this geographic level for farms with American Indian or Alaska Native operators.



United States Department of Agriculture
National Agricultural Statistics Service

www.agcensus.usda.gov

2007 CENSUS OF AGRICULTURE



Alfalfa County – Oklahoma

**Farms with Asian Operators
Compared with All Farms**

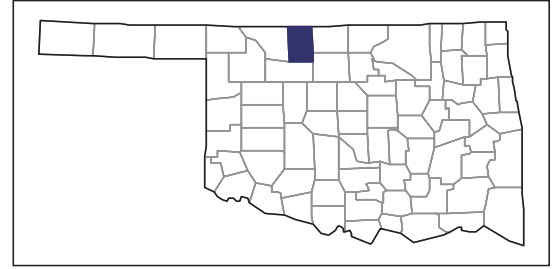
Data are not available at this geographic level for farms with Asian operators.



United States Department of Agriculture
National Agricultural Statistics Service

www.agcensus.usda.gov

2007 CENSUS OF AGRICULTURE



Alfalfa County – Oklahoma

Farms with Black or African American Operators Compared with All Farms

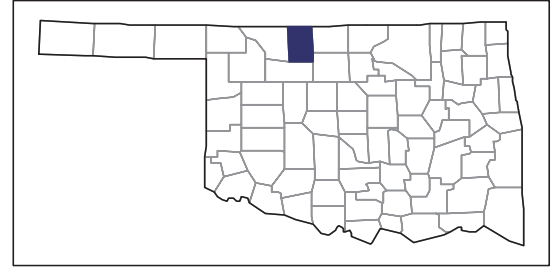
Data are not available at this geographic level for farms with Black or African American operators.



United States Department of Agriculture
National Agricultural Statistics Service

www.agcensus.usda.gov

2007 CENSUS OF AGRICULTURE



Alfalfa County – Oklahoma

Farms with Native Hawaiian or Other Pacific Islander Operators Compared with All Farms

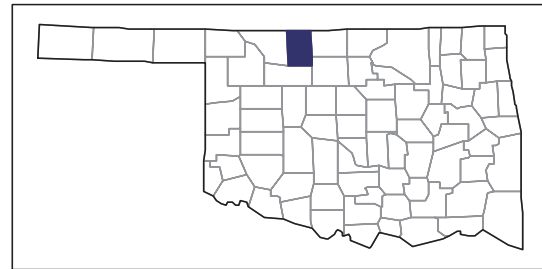
Data are not available at this geographic level for farms with Native Hawaiian or Other Pacific Islander operators.



United States Department of Agriculture
National Agricultural Statistics Service

www.agcensus.usda.gov

2007 CENSUS OF AGRICULTURE



Alfalfa County – Oklahoma

**Farms with White Operators
Compared with All Farms**

Data are not available at this geographic level for farms with White operators.



United States Department of Agriculture
National Agricultural Statistics Service

www.agcensus.usda.gov

