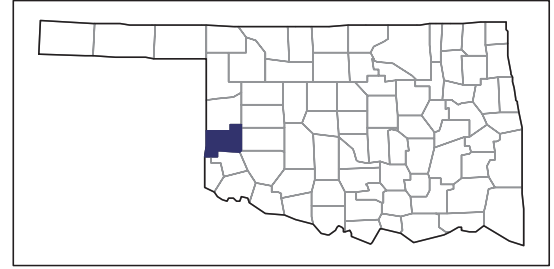


# 2007 CENSUS OF AGRICULTURE



## Beckham County – Oklahoma

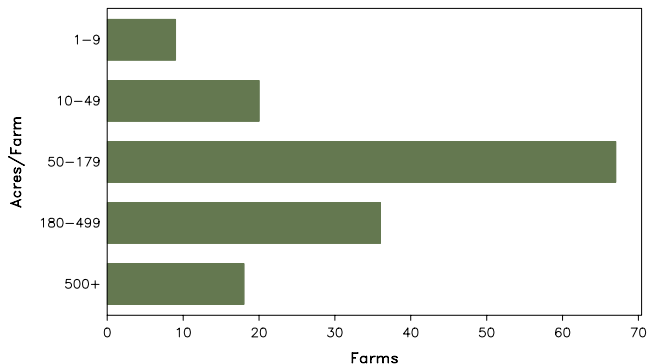
### Farms with Women Principal Operators Compared with All Farms

	Women Principal Operators	All Farms
<b>Number of Farms</b>	150	1,053
<b>Land in Farms</b>	43,970 acres	519,503 acres
<b>Average Size of Farm</b>	293 acres	493 acres
<b>Market Value of Products Sold</b>	\$910,000	\$37,782,000
Crop Sales	\$220,000	\$13,016,000
Livestock Sales	\$690,000	\$24,766,000
Average Per Farm	\$6,070	\$35,880
<b>Government Payments</b>	\$450,000	\$6,603,000
Average Per Farm Receiving Payments	\$4,324	\$9,841

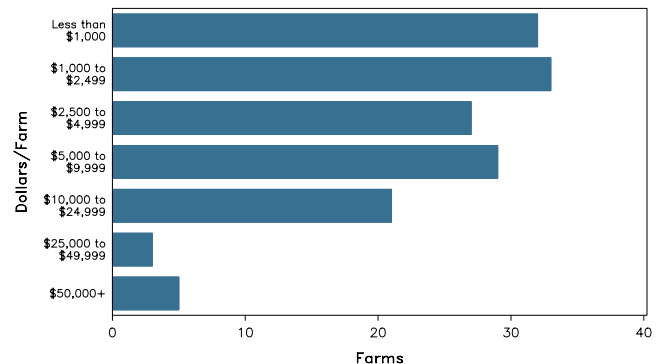
See footnotes on reverse page.

### Farms with Women Principal Operators

Farms by Size



Farms by Economic Size



# 2007 CENSUS OF AGRICULTURE

## Beckham County – Oklahoma Farms with Women Principal Operators

### Selected Highlights

Item	Farms	Quantity
<b>MARKET VALUE OF AGRICULTURAL PRODUCTS SOLD (\$1,000)</b>		
Total value of agricultural products sold	150	910
Value of crops including nursery and greenhouse	18	220
Value of livestock, poultry, and their products	44	690
<b>VALUE OF SALES BY COMMODITY GROUP (\$1,000)</b>		
Grains, oilseeds, dry beans, and dry peas	8	(D)
Tobacco	-	-
Cotton and cottonseed	1	(D)
Vegetables, melons, potatoes and sweet potatoes	-	-
Fruits, tree nuts, and berries	2	(D)
Nursery, greenhouse, floriculture, and sod	1	(D)
Cut Christmas trees and short rotation woody crops	-	-
Other crops and hay	9	115
Poultry and eggs	4	(D)
Cattle and calves	36	(D)
Milk and other dairy products from cows	-	-
Hogs and pigs	-	-
Sheep, goats, and their products	3	-
Horses, ponies, mules, burros, and donkeys	3	(D)
Aquaculture	1	(D)
Other animals and other animal products	1	(D)
<b>TOP CROP ITEMS (acres)</b>		
Wheat for grain, all	10	1,391
Forage - land used for all hay and haylage, grass silage, and greenchop	20	951
Peanuts for nuts	1	(D)
Field and grass seed crops, all	1	(D)
Cotton, all	1	(D)
<b>TOP LIVESTOCK INVENTORY ITEMS (number)</b>		
Cattle and calves	49	1,636
Horses and ponies	36	176
Goats, all	4	98
Layers	4	68
Ducks	2	(D)

### Operator Characteristics

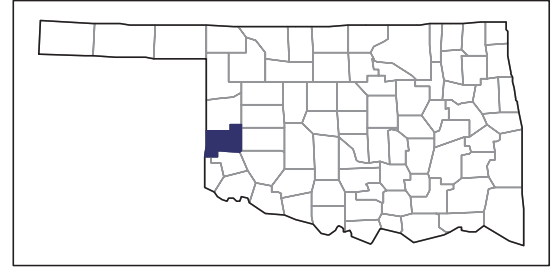
Item	Quantity
Primary occupation:	
Farming	29
Other	121
Days worked off farm:	
None	60
Any	90
Years on present farm:	
2 years or less	6
3 to 4 years	20
5 to 9 years	27
10 years or more	97
Age group:	
Under 45 years	17
45 to 64 years	63
65 years and over	70
Average age of principal operator (years)	63.2

### Economic Characteristics

Item	Quantity
Farms by value of sales:	
Less than \$1,000	101
\$1,000 to \$2,499	5
\$2,500 to \$4,999	12
\$5,000 to \$9,999	13
\$10,000 to \$49,999	15
\$50,000 to \$99,999	2
\$100,000 to \$249,999	2
\$250,000 to \$499,999	-
\$500,000 or more	-
Total farm production expenses (\$1,000)	1,616
Average per farm (\$)	10,775
Net cash farm income of operation (\$1,000)	-64
Average per farm (\$)	-427
Value of agricultural products sold directly to individuals for human consumption (\$1,000)	(D)
Total organic product sales (\$1,000)	-
Total income from farm-related sources, gross before taxes and expenses (\$1,000)	192

See "Census of Agriculture, Volume 1, Geographic Area Series" for complete footnotes, explanations, definitions, and methodology.  
(D) Cannot be disclosed. (Z) Less than half of the unit shown.

# 2007 CENSUS OF AGRICULTURE



## Beckham County – Oklahoma

### Farms with Spanish, Hispanic, or Latino Operators Compared with All Farms

Data are not available at this geographic level for farms with Spanish, Hispanic, or Latino operators.

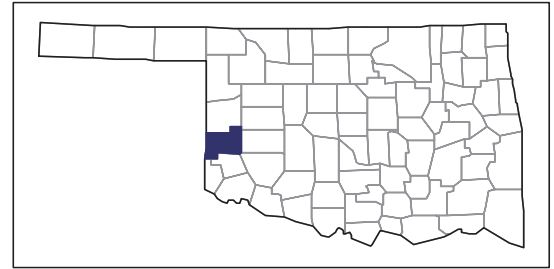


United States Department of Agriculture  
National Agricultural Statistics Service

[www.agcensus.usda.gov](http://www.agcensus.usda.gov)



# 2007 CENSUS OF AGRICULTURE



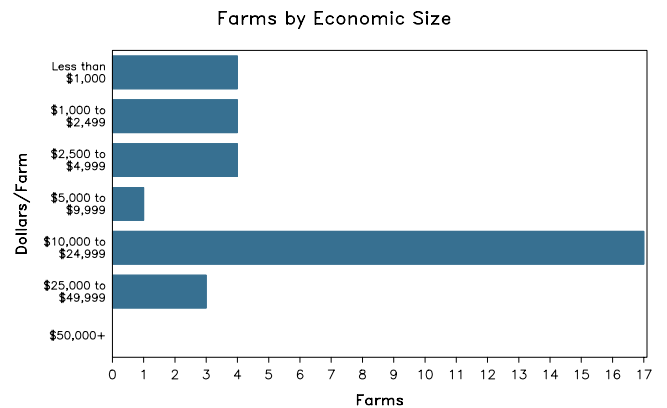
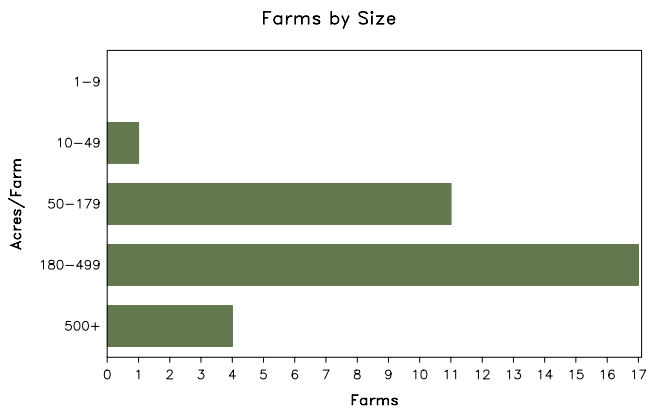
## Beckham County – Oklahoma

### Farms with American Indian or Alaska Native Operators Compared with All Farms

	American Indian or Alaska Native Operators <sup>2</sup>	All Farms
<b>Number of Farm Operators</b> <sup>1</sup>	36	1,522
<b>Number of Farms</b>	33	1,053
<b>Land in Farms</b>	10,148 acres	519,503 acres
<b>Average Size of Farm</b>	308 acres	493 acres
<b>Market Value of Products Sold</b>	\$246,000	\$37,782,000
Crop Sales	\$60,000	\$13,016,000
Livestock Sales	\$186,000	\$24,766,000
Average Per Farm	\$7,452	\$35,880
<b>Government Payments</b>	\$133,000	\$6,603,000
Average Per Farm Receiving Payments	\$5,554	\$9,841

See footnotes on reverse page.

#### Farms with American Indian or Alaska Native Operators



# 2007 CENSUS OF AGRICULTURE

## Beckham County – Oklahoma Farms with American Indian or Alaska Native Operators

### Selected Highlights

Item	Farms	Quantity
<b>MARKET VALUE OF AGRICULTURAL PRODUCTS SOLD (\$1,000)</b>		
Total value of agricultural products sold	33	246
Value of crops including nursery and greenhouse	5	60
Value of livestock, poultry, and their products	18	186
<b>VALUE OF SALES BY COMMODITY GROUP (\$1,000)</b>		
Grains, oilseeds, dry beans, and dry peas	3	(D)
Tobacco	-	-
Cotton and cottonseed	-	-
Vegetables, melons, potatoes and sweet potatoes	-	-
Fruits, tree nuts, and berries	-	-
Nursery, greenhouse, floriculture, and sod	-	-
Cut Christmas trees and short rotation woody crops	-	-
Other crops and hay	2	(D)
Poultry and eggs	-	-
Cattle and calves	18	(D)
Milk and other dairy products from cows	-	-
Hogs and pigs	-	-
Sheep, goats, and their products	-	-
Horses, ponies, mules, burros, and donkeys	1	(D)
Aquaculture	-	-
Other animals and other animal products	-	-
<b>TOP CROP ITEMS (acres)</b>		
Forage - land used for all hay and haylage, grass silage, and greenchop	14	636
Wheat for grain, all	2	(D)
Sorghum for grain	1	(D)
<b>TOP LIVESTOCK INVENTORY ITEMS (number)</b>		
Cattle and calves	25	835
Horses and ponies	8	58
Mules, burros, and donkeys	1	(D)

### Operator Characteristics

Item	Quantity
Primary occupation:	
Farming	13
Other	23
Days worked off farm:	
None	11
Any	25
Years on present farm:	
2 years or less	1
3 to 4 years	1
5 to 9 years	9
10 years or more	25
Age group:	
Under 45 years	8
45 to 64 years	21
65 years and over	7
Average age (years)	55.0

### Economic Characteristics

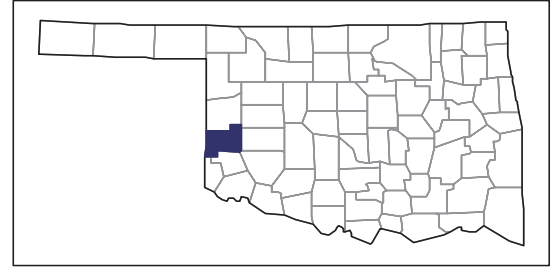
Item	Quantity
Farms by value of sales:	
Less than \$1,000	14
\$1,000 to \$2,499	2
\$2,500 to \$4,999	2
\$5,000 to \$9,999	2
\$10,000 to \$49,999	13
\$50,000 to \$99,999	-
\$100,000 to \$249,999	-
\$250,000 to \$499,999	-
\$500,000 or more	-
Total farm production expenses (\$1,000)	422
Average per farm (\$)	12,785
Net cash farm income of operation (\$1,000)	-31
Average per farm (\$)	-927
Value of agricultural products sold directly to individuals for human consumption (\$1,000)	-
Total organic product sales (\$1,000)	-
Total income from farm-related sources, gross before taxes and expenses (\$1,000)	12

See "Census of Agriculture, Volume 1, Geographic Area Series" for complete footnotes, explanations, definitions, and methodology.

(D) Cannot be disclosed. (Z) Less than half of the unit shown.

<sup>1</sup> Data were collected for a maximum of three operators per farm. <sup>2</sup> Operators reporting selected race alone or in combination with other races.

# 2007 CENSUS OF AGRICULTURE



## Beckham County – Oklahoma

### Farms with Asian Operators Compared with All Farms

Data are not available at this geographic level for farms with Asian operators.



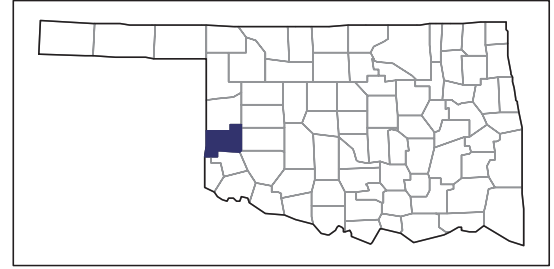
United States Department of Agriculture  
National Agricultural Statistics Service

[www.agcensus.usda.gov](http://www.agcensus.usda.gov)





# 2007 CENSUS OF AGRICULTURE



## Beckham County – Oklahoma

### Farms with Black or African American Operators Compared with All Farms

Data are not available at this geographic level for farms with Black or African American operators.

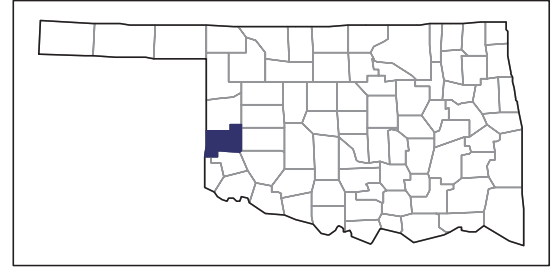


United States Department of Agriculture  
National Agricultural Statistics Service

[www.agcensus.usda.gov](http://www.agcensus.usda.gov)



# 2007 CENSUS OF AGRICULTURE



## Beckham County – Oklahoma

### Farms with Native Hawaiian or Other Pacific Islander Operators Compared with All Farms

Data are not available at this geographic level for farms with Native Hawaiian or Other Pacific Islander operators.

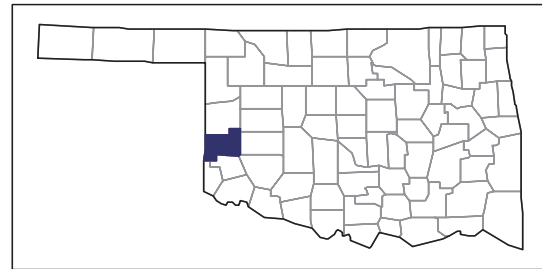


United States Department of Agriculture  
National Agricultural Statistics Service

[www.agcensus.usda.gov](http://www.agcensus.usda.gov)



# 2007 CENSUS OF AGRICULTURE



## Beckham County – Oklahoma

### Farms with White Operators Compared with All Farms

Data are not available at this geographic level for farms with White operators.



United States Department of Agriculture  
National Agricultural Statistics Service

[www.agcensus.usda.gov](http://www.agcensus.usda.gov)

