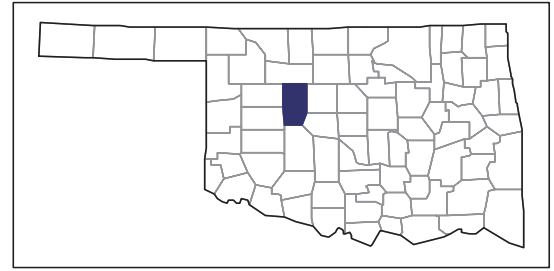


# 2007 CENSUS OF AGRICULTURE



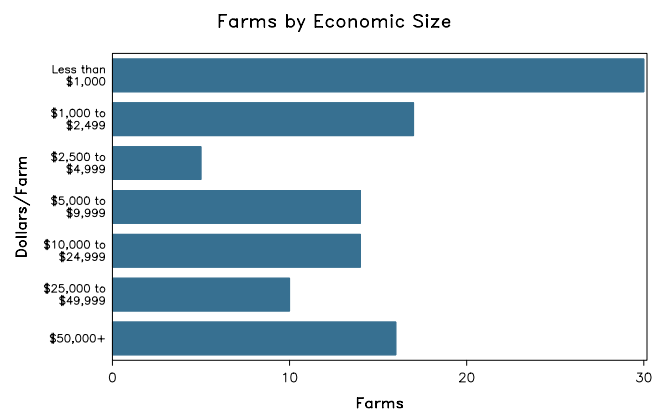
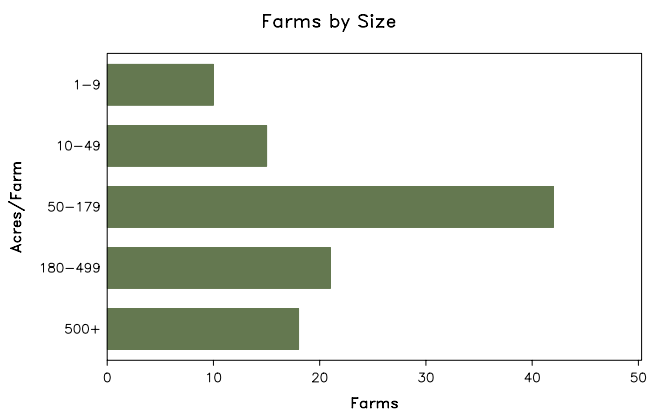
## Blaine County – Oklahoma

### Farms with Women Principal Operators Compared with All Farms

	Women Principal Operators	All Farms
<b>Number of Farms</b>	106	862
<b>Land in Farms</b>	34,325 acres	585,908 acres
<b>Average Size of Farm</b>	324 acres	680 acres
<b>Market Value of Products Sold</b>	\$3,726,000	\$126,551,000
Crop Sales	\$958,000	\$25,061,000
Livestock Sales	\$2,767,000	\$101,490,000
Average Per Farm	\$35,148	\$146,811
<b>Government Payments</b>	\$295,000	\$4,497,000
Average Per Farm Receiving Payments	\$4,099	\$7,583

See footnotes on reverse page.

### Farms with Women Principal Operators



# 2007 CENSUS OF AGRICULTURE

## Blaine County – Oklahoma Farms with Women Principal Operators

### Selected Highlights

Item	Farms	Quantity
<b>MARKET VALUE OF AGRICULTURAL PRODUCTS SOLD (\$1,000)</b>		
Total value of agricultural products sold	106	3,726
Value of crops including nursery and greenhouse	45	958
Value of livestock, poultry, and their products	47	2,767
<b>VALUE OF SALES BY COMMODITY GROUP (\$1,000)</b>		
Grains, oilseeds, dry beans, and dry peas	32	(D)
Tobacco	-	-
Cotton and cottonseed	-	-
Vegetables, melons, potatoes and sweet potatoes	2	(D)
Fruits, tree nuts, and berries	-	-
Nursery, greenhouse, floriculture, and sod	-	-
Cut Christmas trees and short rotation woody crops	-	-
Other crops and hay	17	(D)
Poultry and eggs	6	(D)
Cattle and calves	36	(D)
Milk and other dairy products from cows	-	-
Hogs and pigs	3	-
Sheep, goats, and their products	1	(D)
Horses, ponies, mules, burros, and donkeys	7	6
Aquaculture	-	-
Other animals and other animal products	-	-
<b>TOP CROP ITEMS (acres)</b>		
Wheat for grain, all	32	(D)
Forage - land used for all hay and haylage, grass silage, and greenchop	31	3,153
Sorghum for grain	2	(D)
Rye for grain	2	(D)
Field and grass seed crops, all	2	(D)
<b>TOP LIVESTOCK INVENTORY ITEMS (number)</b>		
Cattle and calves	53	4,291
Horses and ponies	13	89
Layers	4	79
Goats, all	1	(D)
Hogs and pigs	3	15

### Operator Characteristics

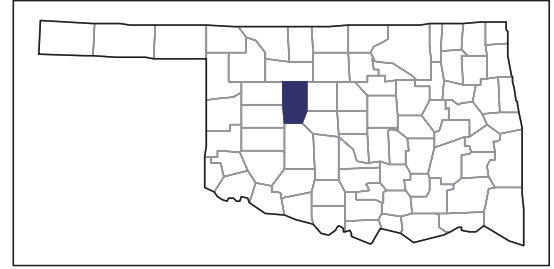
Item	Quantity
Primary occupation:	
Farming	58
Other	48
Days worked off farm:	
None	64
Any	42
Years on present farm:	
2 years or less	3
3 to 4 years	13
5 to 9 years	13
10 years or more	77
Age group:	
Under 45 years	13
45 to 64 years	33
65 years and over	60
Average age of principal operator (years)	65.2

### Economic Characteristics

Item	Quantity
Farms by value of sales:	
Less than \$1,000	52
\$1,000 to \$2,499	5
\$2,500 to \$4,999	2
\$5,000 to \$9,999	11
\$10,000 to \$49,999	22
\$50,000 to \$99,999	9
\$100,000 to \$249,999	3
\$250,000 to \$499,999	-
\$500,000 or more	2
Total farm production expenses (\$1,000)	3,331
Average per farm (\$)	31,427
Net cash farm income of operation (\$1,000)	971
Average per farm (\$)	9,164
Value of agricultural products sold directly to individuals for human consumption (\$1,000)	-
Total organic product sales (\$1,000)	-
Total income from farm-related sources, gross before taxes and expenses (\$1,000)	282

See "Census of Agriculture, Volume 1, Geographic Area Series" for complete footnotes, explanations, definitions, and methodology.  
(D) Cannot be disclosed. (Z) Less than half of the unit shown.

# 2007 CENSUS OF AGRICULTURE



## Blaine County – Oklahoma

### Farms with Spanish, Hispanic, or Latino Operators Compared with All Farms

Data are not available at this geographic level for farms with Spanish, Hispanic, or Latino operators.

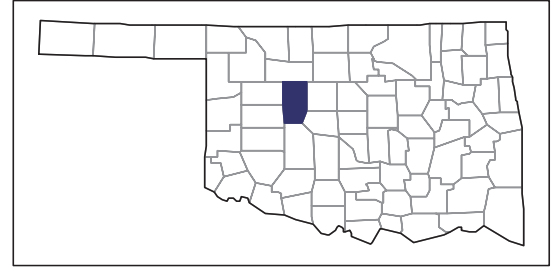


United States Department of Agriculture  
National Agricultural Statistics Service

[www.agcensus.usda.gov](http://www.agcensus.usda.gov)



# 2007 CENSUS OF AGRICULTURE



## Blaine County – Oklahoma

### Farms with American Indian or Alaska Native Operators Compared with All Farms

Data are not available at this geographic level for farms with American Indian or Alaska Native operators.

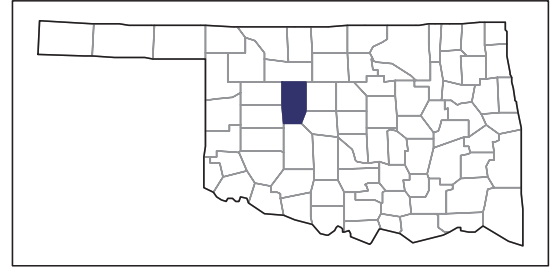


United States Department of Agriculture  
National Agricultural Statistics Service

[www.agcensus.usda.gov](http://www.agcensus.usda.gov)



# 2007 CENSUS *OF* AGRICULTURE



**Blaine County – Oklahoma**

**Farms with Asian Operators  
Compared with All Farms**

**Data are not available at this geographic level for farms with Asian operators.**



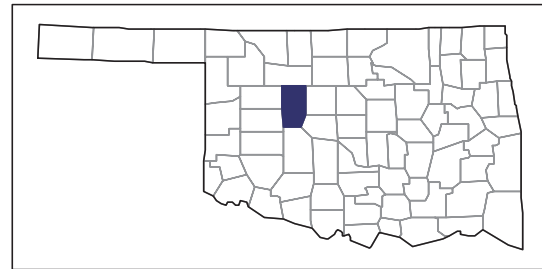
United States Department of Agriculture  
National Agricultural Statistics Service

[www.agcensus.usda.gov](http://www.agcensus.usda.gov)





# 2007 CENSUS OF AGRICULTURE



## Blaine County – Oklahoma

### Farms with Black or African American Operators Compared with All Farms

Data are not available at this geographic level for farms with Black or African American operators.

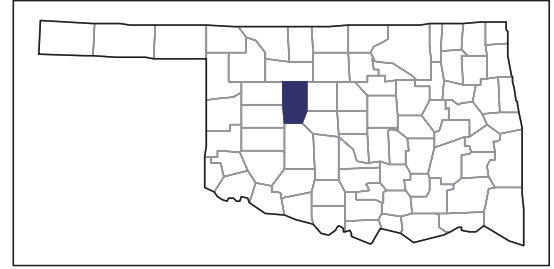


United States Department of Agriculture  
National Agricultural Statistics Service

[www.agcensus.usda.gov](http://www.agcensus.usda.gov)



# 2007 CENSUS OF AGRICULTURE



## Blaine County – Oklahoma

### Farms with Native Hawaiian or Other Pacific Islander Operators Compared with All Farms

Data are not available at this geographic level for farms with Native Hawaiian or Other Pacific Islander operators.

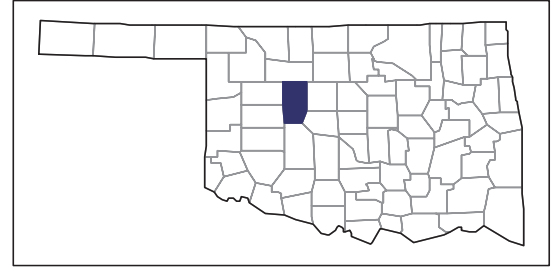


United States Department of Agriculture  
National Agricultural Statistics Service

[www.agcensus.usda.gov](http://www.agcensus.usda.gov)



# 2007 CENSUS OF AGRICULTURE



## Blaine County – Oklahoma

### Farms with White Operators Compared with All Farms

Data are not available at this geographic level for farms with White operators.



United States Department of Agriculture  
National Agricultural Statistics Service

[www.agcensus.usda.gov](http://www.agcensus.usda.gov)

